



US00D348371S

United States Patent [19]

[11] Patent Number: **Des. 348,371**

Judkins

[45] Date of Patent: **** Jul. 5, 1994**

[54] **DOUBLE LAYER SHADE**

5,097,884 3/1992 Sevcik et al. 160/84.1 D

[75] Inventor: **Ren Judkins, Killbuck Township, Allegheny County, Pa.**

FOREIGN PATENT DOCUMENTS

0058459 8/1982 European Pat. Off. .

[73] Assignee: **Verosol USA Inc., Pittsburgh, Pa.**

Primary Examiner—Alan P. Douglas
Assistant Examiner—Monica A. Hannon
Attorney, Agent, or Firm—Buchanan Ingersoll

[**] Term: **14 Years**

[21] Appl. No.: **770,609**

[57] CLAIM

[22] Filed: **Oct. 3, 1991**

The ornamental design for a double layer shade, as shown and described.

[52] U.S. Cl. **D6/577**

[58] Field of Search **D6/575, 577;**
160/84.1 R, 84.1 A, 84.1 B, 84.1 C, 84.1 D,
171.1, 178.2

DESCRIPTION

[56] References Cited

U.S. PATENT DOCUMENTS

1,409,451	3/1922	Jaeger	160/84.1 E X
2,201,356	5/1940	Terrell	156/16
2,350,094	5/1944	Butts	160/84
2,509,033	5/1950	Carver	160/84.1 C X
4,651,795	3/1987	Valle et al.	160/178.2
4,719,956	1/1988	Valle	168/84.1 C X
4,953,610	9/1990	Phillips et al.	160/84.1
4,974,656	12/1990	Judkins	160/84.1

FIG. 1 is a front perspective view of a double layer shade showing my new design;
 FIG. 2 is a front perspective view with the blind in an open position thereof;
 FIG. 3 is a front elevational view of the double layer shade shown in FIG. 1;
 FIG. 4 is a rear elevational view thereof;
 FIG. 5 is a top plan view thereof;
 FIG. 6 is a bottom plan view thereof;
 FIG. 7 is a left side elevational view thereof; and,
 FIG. 8 is a right side elevational view thereof.

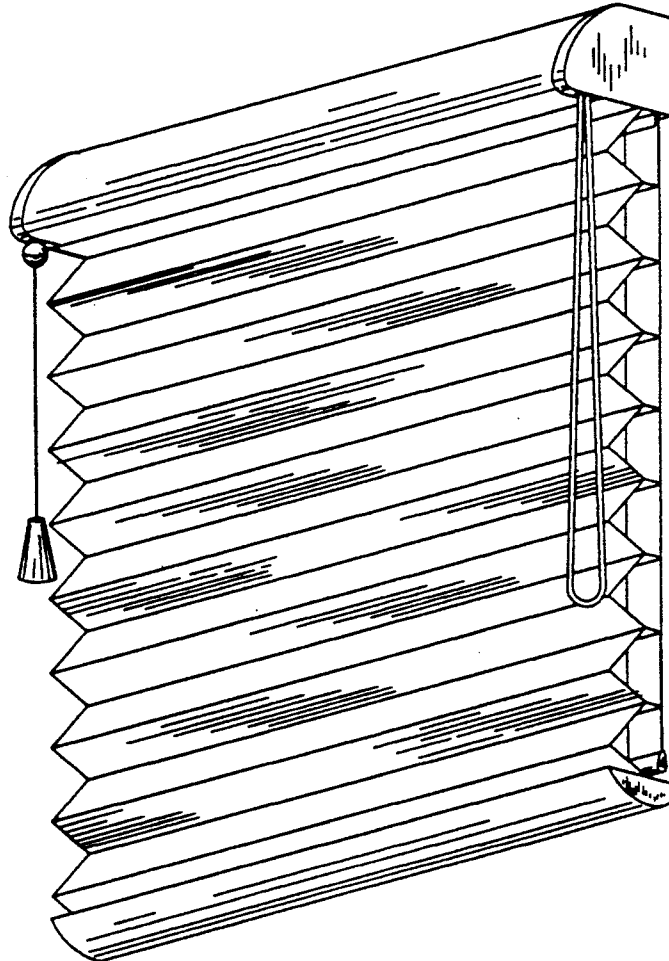


Fig.1.

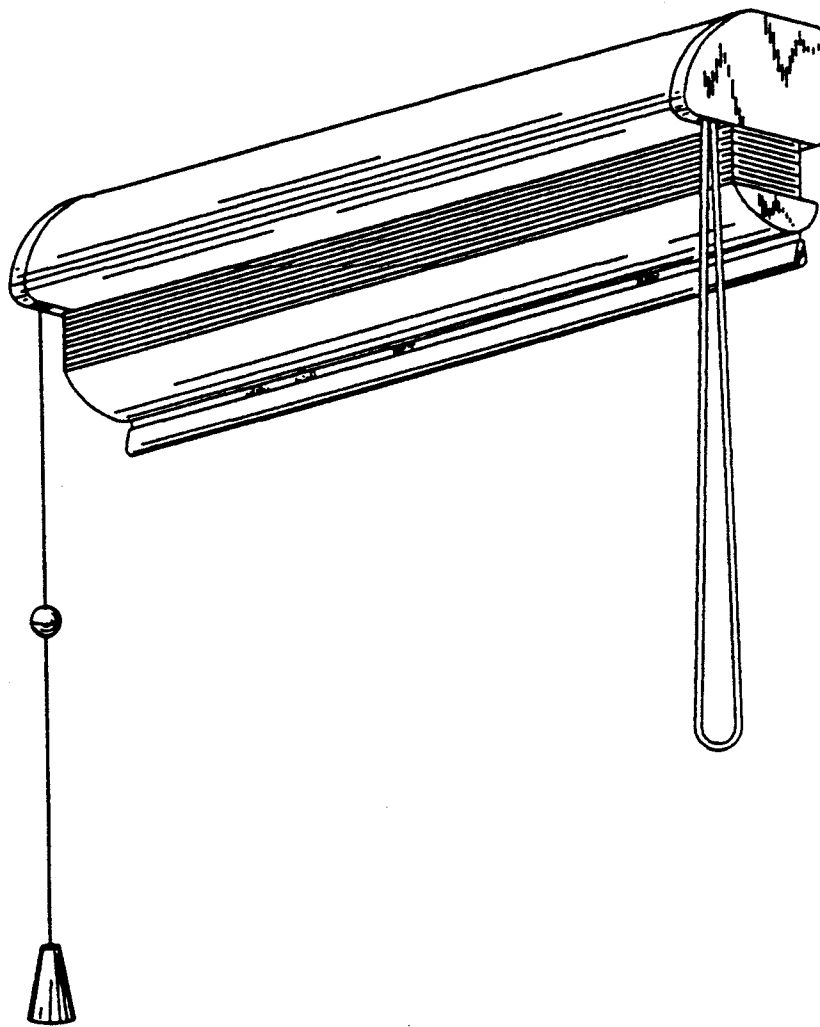


Fig. 2.

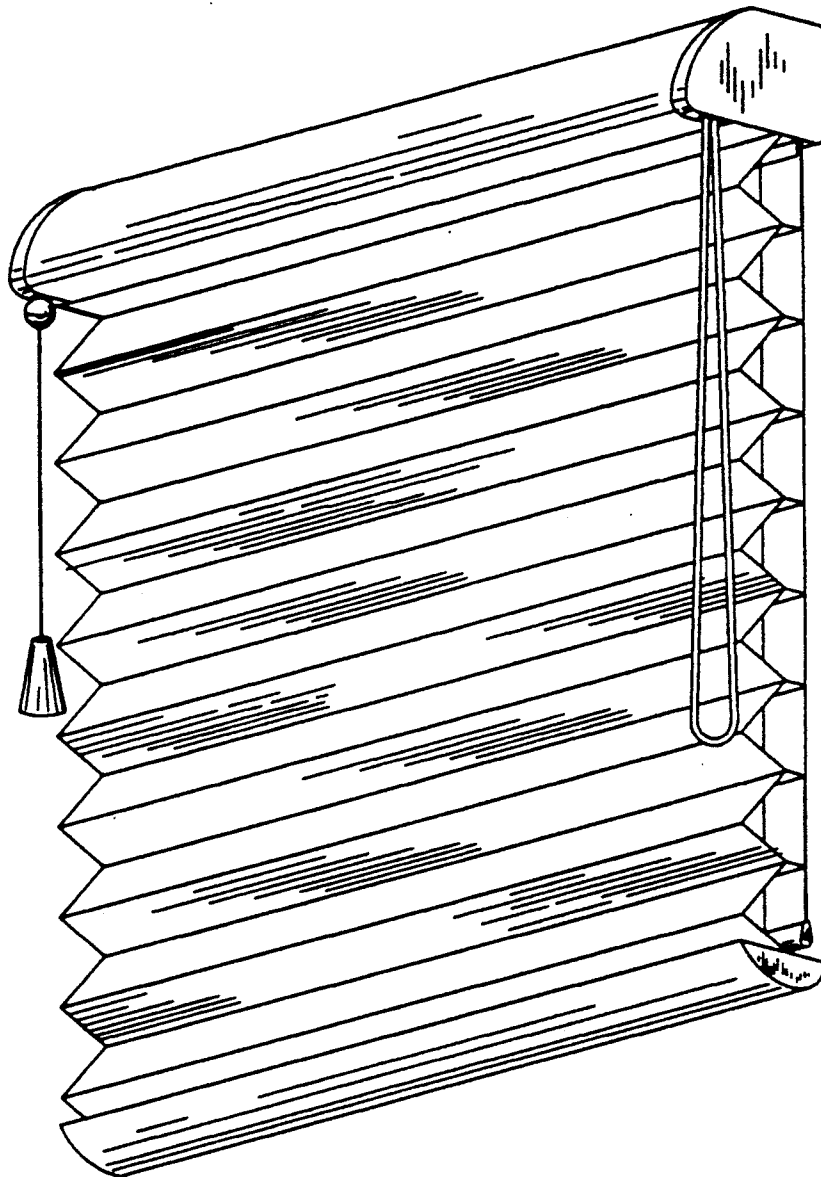


Fig.3.

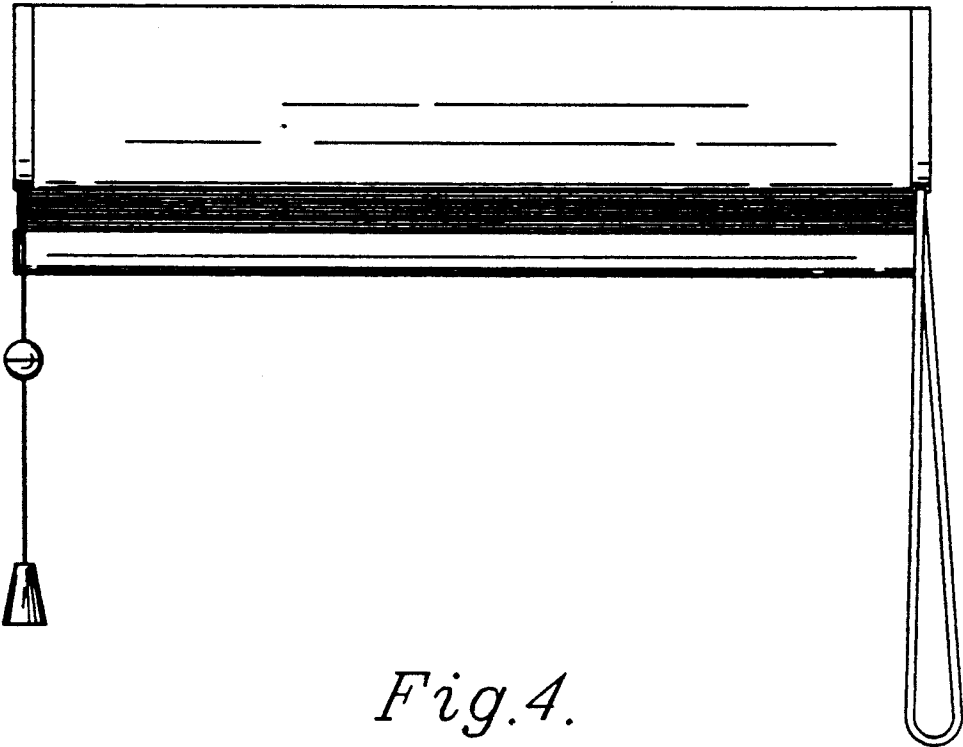


Fig.4.




Fig.5.




Fig.6.




Fig.7.

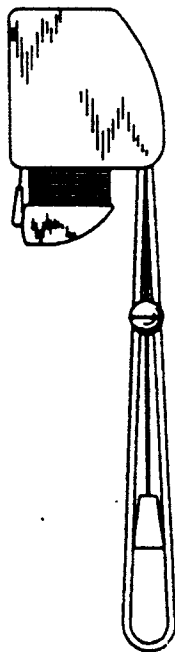


Fig.8.

