



US00D790351S

(12) **United States Design Patent**  
**Maillet et al.**

(10) **Patent No.:** **US D790,351 S**

(45) **Date of Patent:** **\*\* Jun. 27, 2017**

(54) **BOTTLE**

D637,082 S \* 5/2011 Delbon ..... D9/500  
D652,301 S \* 1/2012 Pelkey ..... D9/500  
D688,948 S \* 9/2013 Gonzalez Rodriguez ..... D9/500

(71) Applicant: **Saverglass**, Feuquieres (FR)

(72) Inventors: **Régis Maillet**, Feuquieres (FR);  
**Christophe Blond**, Feuquieres (FR)

(73) Assignee: **Saverglass**, Feuquieres (FR)

(\*\*) Term: **14 Years**

(21) Appl. No.: **29/510,544**

(22) Filed: **Dec. 1, 2014**

(30) **Foreign Application Priority Data**

Jul. 10, 2014 (EM) ..... 002500165-0001

(51) **LOC (10) Cl.** ..... **09-01**

(52) **U.S. Cl.**  
USPC ..... **D9/560**

(58) **Field of Classification Search**  
USPC ..... D9/504, 505, 516, 544–546, 682,  
D9/686–692, 537–539; 215/379, 381,  
215/382, 384; 220/660, 662, 669, 675  
CPC . B65D 1/02; B65D 1/0223; B65D 2501/0081  
See application file for complete search history.

(56) **References Cited**

**U.S. PATENT DOCUMENTS**

D451,812 S \* 12/2001 Colonna de Giovellina . D9/516  
D526,197 S \* 8/2006 Lauret ..... D9/505  
D595,141 S \* 6/2009 Rica ..... D9/544  
D622,602 S \* 8/2010 Potts ..... D9/544  
D635,856 S \* 4/2011 Lauret ..... D9/500  
D636,677 S \* 4/2011 Diez ..... D9/500

**OTHER PUBLICATIONS**

“Qbic”, Extra Premium, SAVERGLASS Esprit Design Catalogue, Saverglass Inc., p. 12, digital document dated Oct. 2012, retrieved Sep. 2013, < <http://www.verrieresdebourgogne.fr/verrieres-debourgogne/bouteilles.html> >.\*

\* cited by examiner

*Primary Examiner* — Derrick Holland

*Assistant Examiner* — Janice Lim

(74) *Attorney, Agent, or Firm* — Philip H. Gottfried, Esq.;  
Amster, Rothstein & Ebenstein LLP

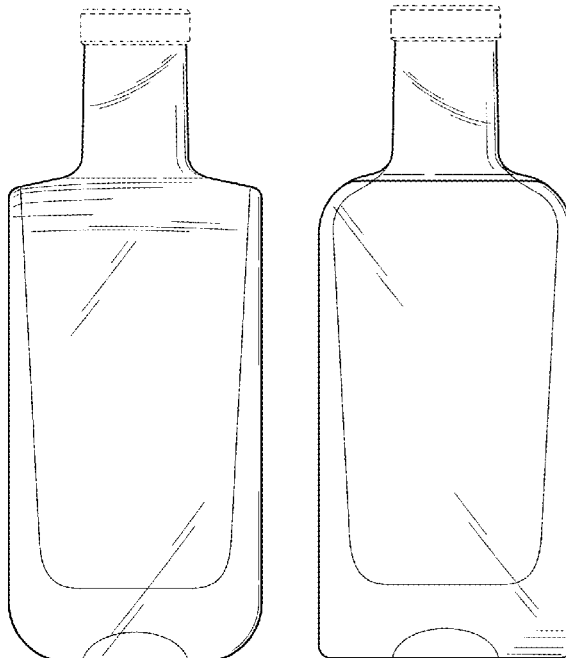
(57) **CLAIM**

The ornamental design for a bottle, substantially as shown and described.

**DESCRIPTION**

FIG. 1 is a front elevational view of a bottle, and the rear elevational view being a mirror image thereof, showing our new design;  
FIG. 2 is a right side elevational view thereof, and the left side elevational view being a mirror image thereof;  
FIG. 3 is a top plan view thereof; and,  
FIG. 4 is a bottom view thereof.  
The broken line portions of FIGS. 1-3 show unclaimed subject matter only and form no part of the claimed design.

**1 Claim, 1 Drawing Sheet**



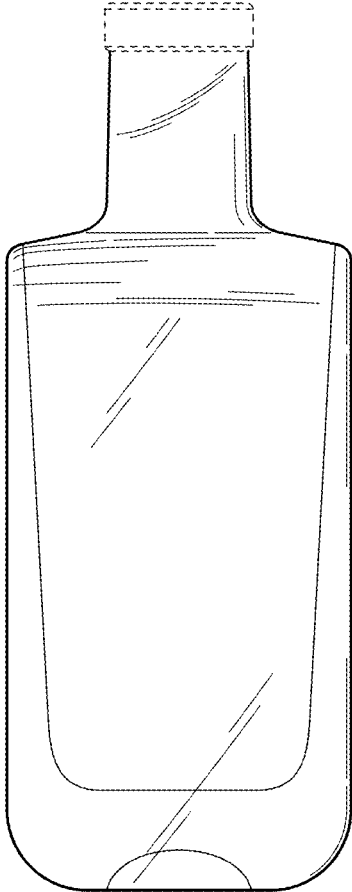


FIG. 1

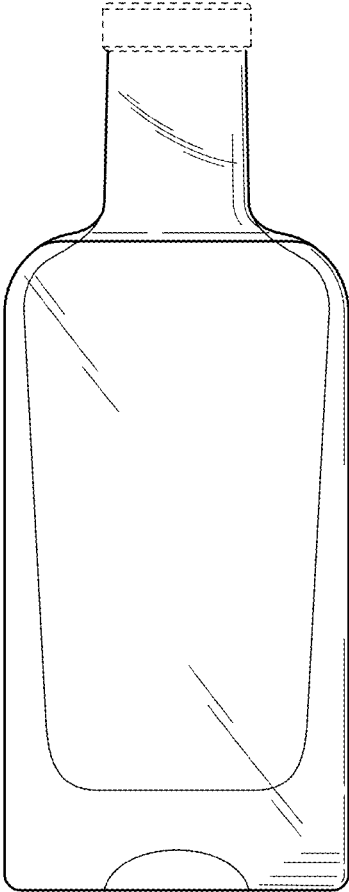


FIG. 2

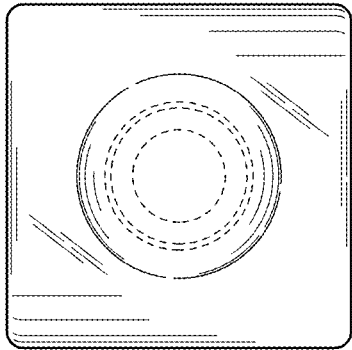


FIG. 3

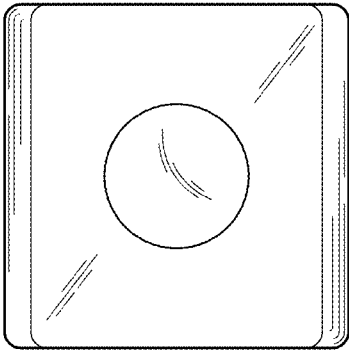


FIG. 4