



US00D950480S

(12) **United States Design Patent**
Lin

(10) **Patent No.:** **US D950,480 S**

(45) **Date of Patent:** **** May 3, 2022**

- (54) **TIRE**
- (71) Applicant: **Guangzhou Tri-Ace Tire Co., Limited,**
Guangdong (CN)
- (72) Inventor: **Liyu Lin,** Guangdong (CN)
- (**) Term: **15 Years**
- (21) Appl. No.: **29/739,842**
- (22) Filed: **Jun. 30, 2020**
- (51) **LOC (13) Cl.** **12-15**
- (52) **U.S. Cl.**
USPC **D12/594; D12/579**
- (58) **Field of Classification Search**
USPC D12/568-605, 900
CPC Y10T 152/10027; B60C 1/0016; B60C
11/0306; B60C 11/0302; B60C 3/06;
B60C 9/17
See application file for complete search history.

D816,596 S *	5/2018	Schimmoeller	D12/579
D844,546 S *	4/2019	Sakamoto	D12/579
D858,426 S *	9/2019	Geng	D12/579
D878,284 S *	3/2020	Henderson	D12/593
D884,587 S *	5/2020	Jiang	D12/579
D884,590 S *	5/2020	Zhang	D12/596
D889,388 S *	7/2020	Jiang	D12/579
D899,350 S *	10/2020	Henderson	D12/594
D904,971 S *	12/2020	Zhang	D12/579
D936,562 S *	11/2021	Lin	D12/579

* cited by examiner

Primary Examiner — John A Voytek

(74) *Attorney, Agent, or Firm* — Prakash Nama; Global IP Services, PLLC

(57) **CLAIM**

The ornamental design for a tire, as shown and described.

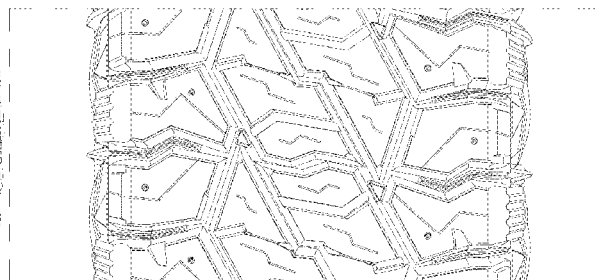
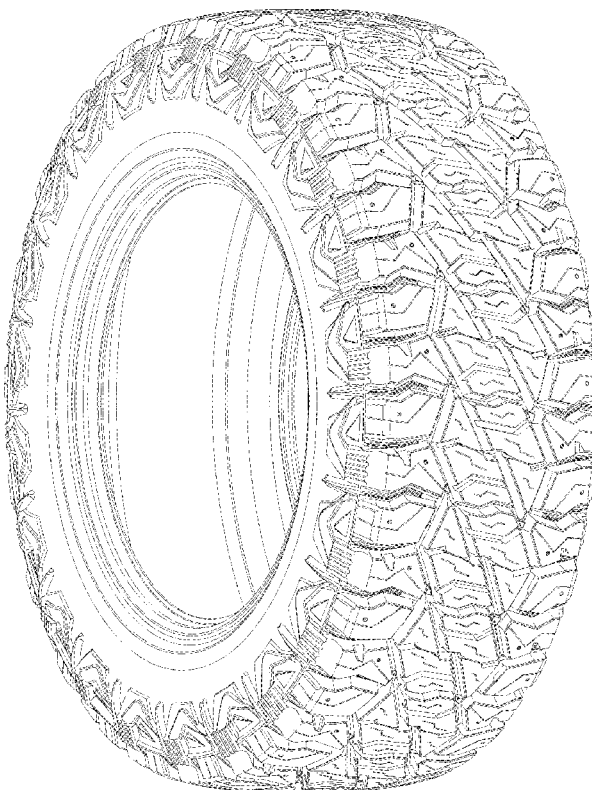
DESCRIPTION

- FIG. 1 is a front elevational view of a tire showing my new design;
- FIG. 2 is a rear elevational view thereof;
- FIG. 3 is a left side view thereof;
- FIG. 4 is a right side view thereof;
- FIG. 5 is a top plan view thereof;
- FIG. 6 is a bottom plan view thereof;
- FIG. 7 is a perspective view thereof;
- FIG. 8 is an enlarged view of portion 8 shown in FIG. 1; and,
- FIG. 9 is an enlarged view of portion 9 shown in FIG. 4.

1 Claim, 9 Drawing Sheets

(56) **References Cited**
U.S. PATENT DOCUMENTS

D731,404 S *	6/2015	Jacobs	D12/580
D734,712 S *	7/2015	Kuwano	D12/599
D736,145 S *	8/2015	Jacobs	D12/594
D736,694 S *	8/2015	Jacobs	D12/594
D743,878 S *	11/2015	Mathis	D12/579
D762,562 S *	8/2016	Bonifas	D12/579
D773,385 S *	12/2016	Kuwano	D12/594



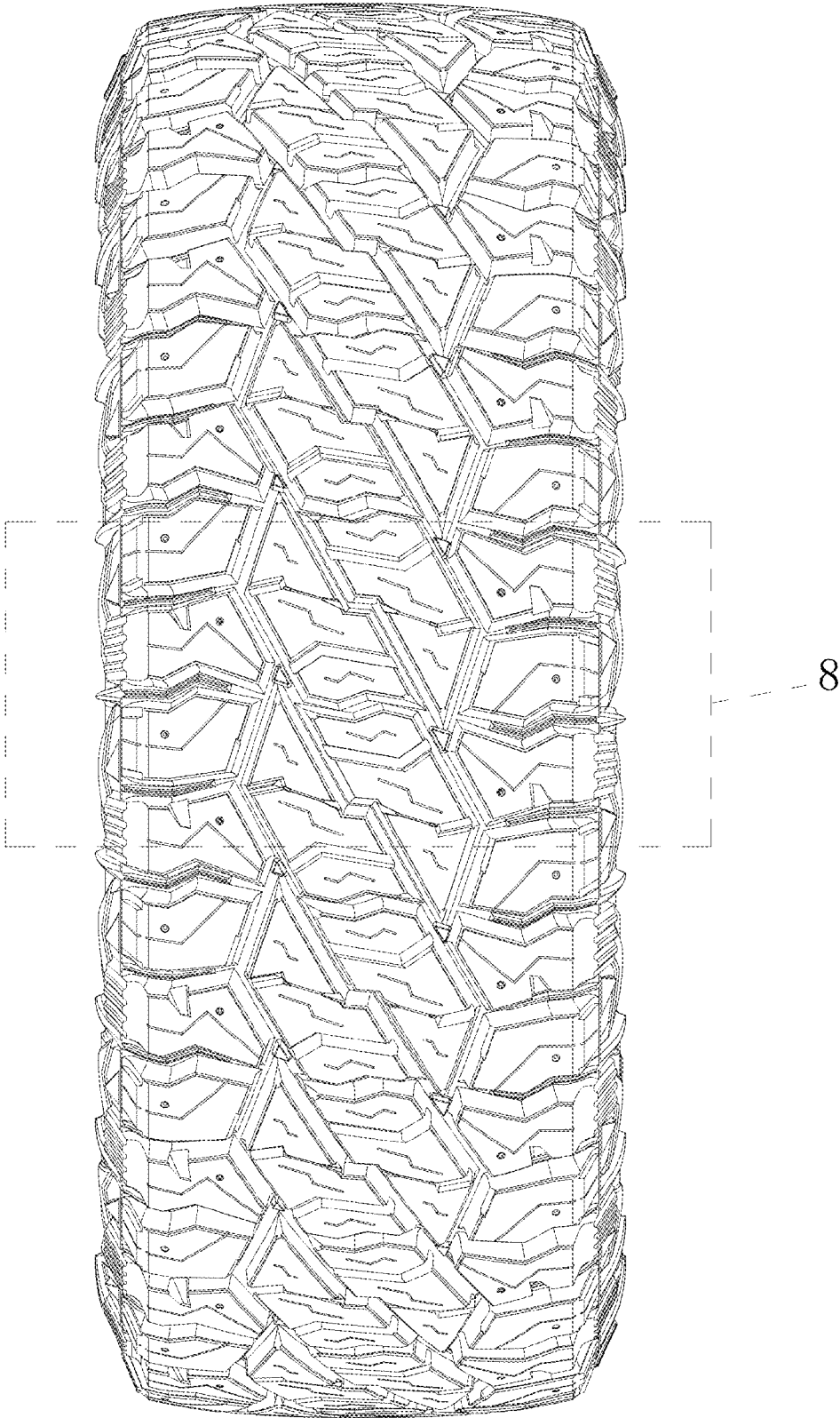


FIG. 1

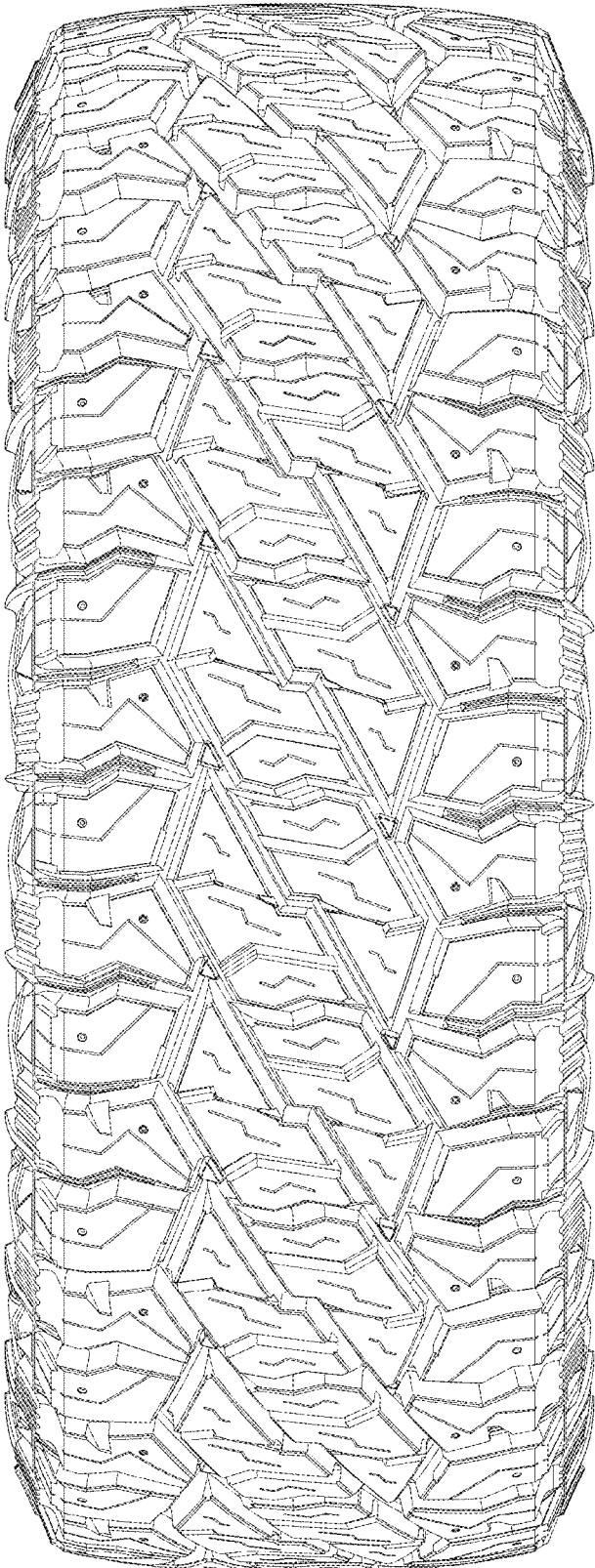


FIG. 2




FIG. 3




FIG. 4

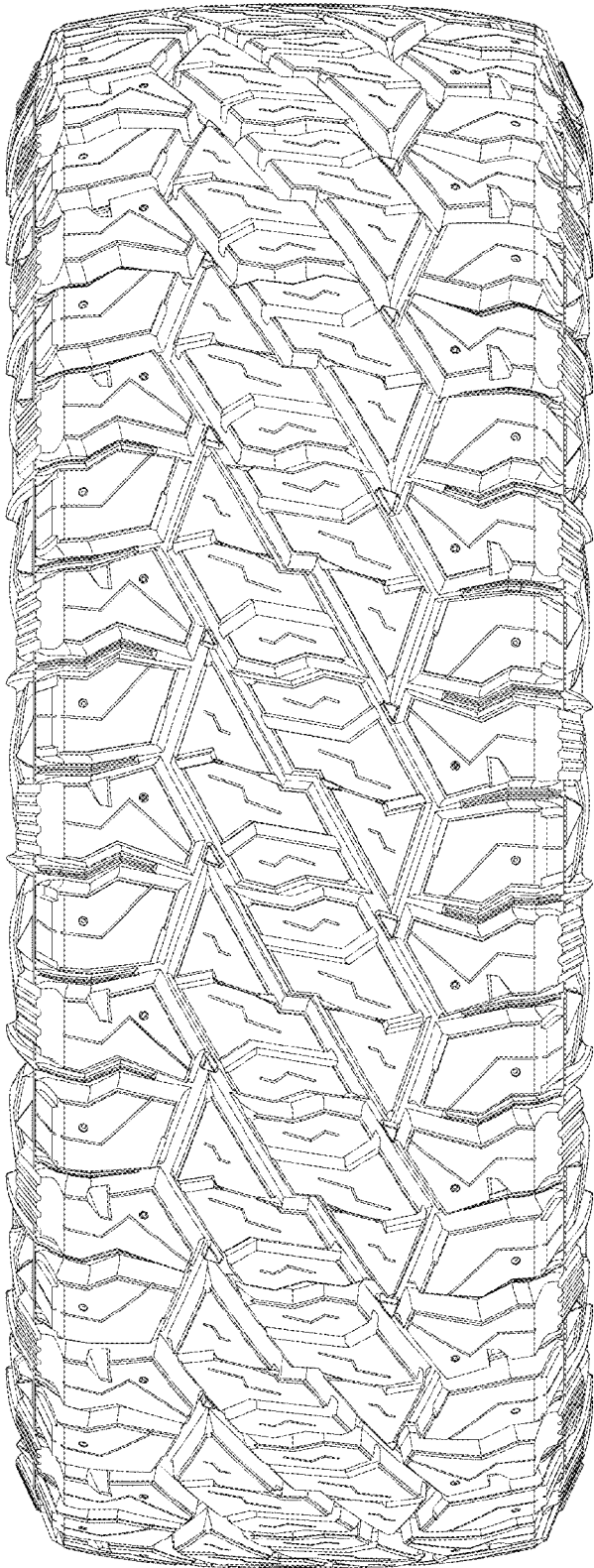


FIG. 5

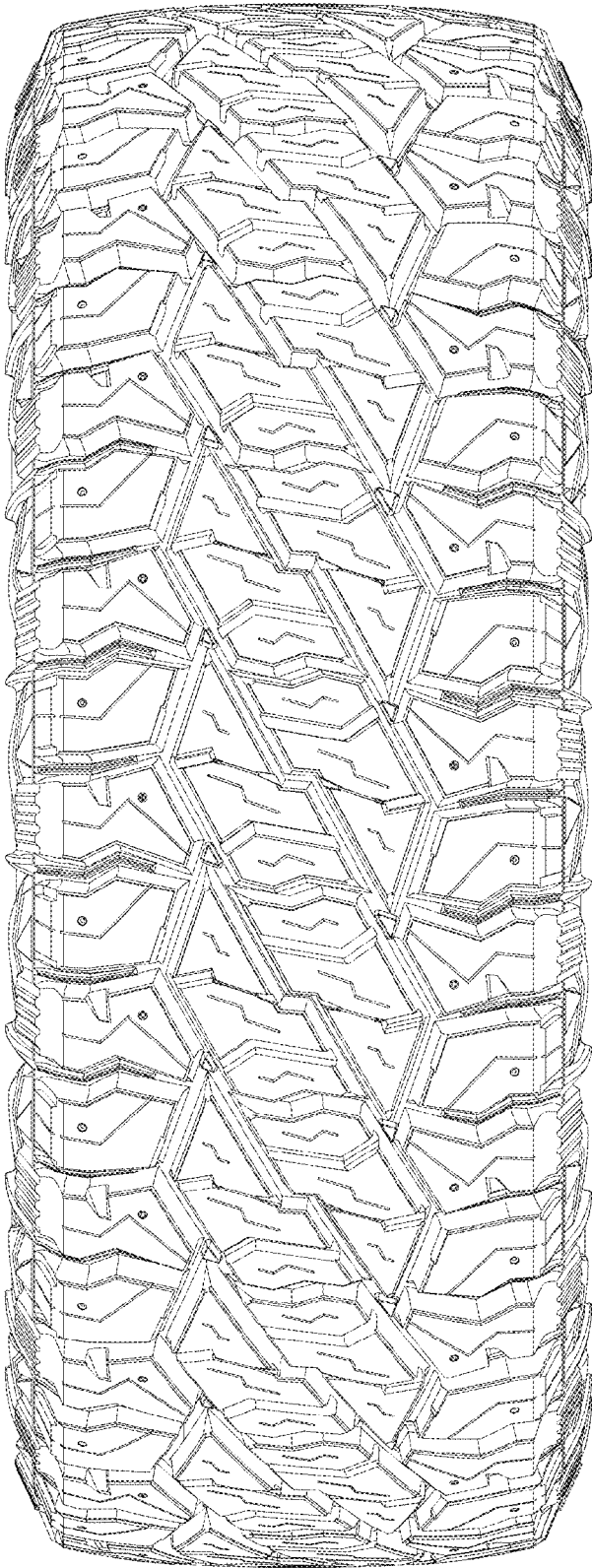


FIG. 6



FIG. 7

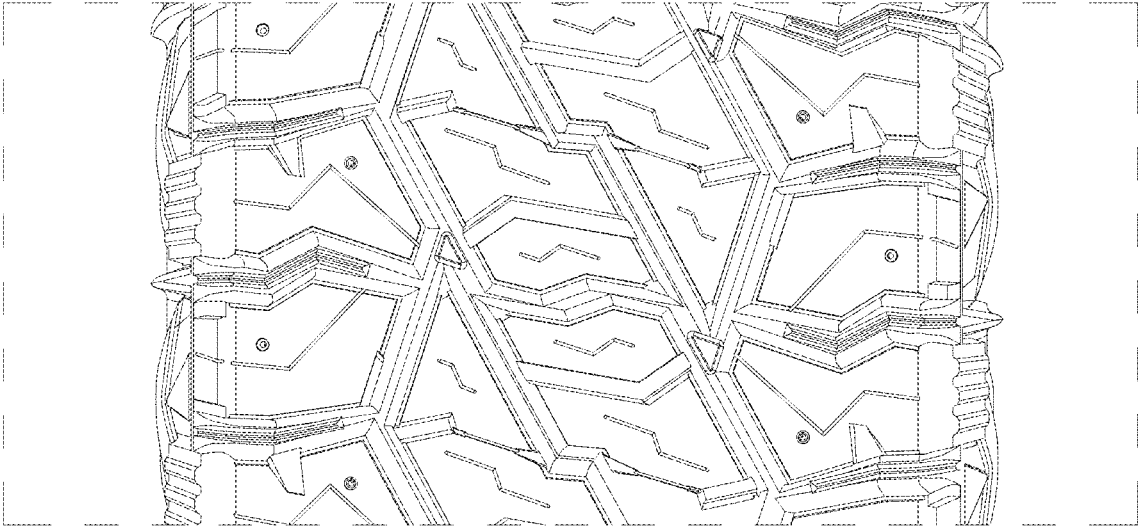


FIG. 8

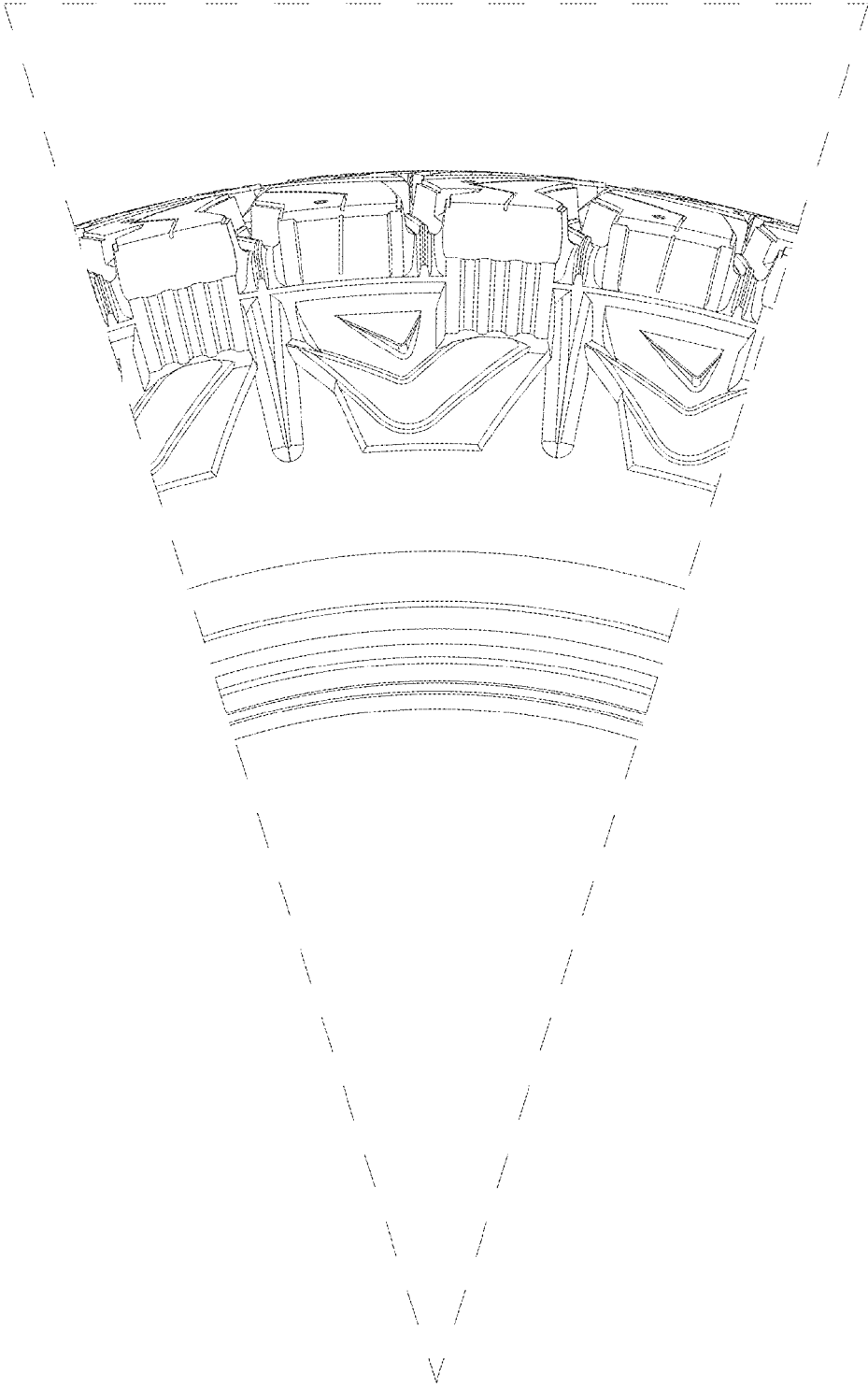


FIG. 9