



(12) **United States Design Patent**
Kersen et al.

(10) **Patent No.:** **US D931,475 S**
(45) **Date of Patent:** **** Sep. 21, 2021**

(54) **TOE CREST**

- (71) Applicants: **Lawrence Kersen**, Boonton, NJ (US);
Marty Vogel, Flushing, NY (US)
- (72) Inventors: **Lawrence Kersen**, Boonton, NJ (US);
Marty Vogel, Flushing, NY (US)
- (73) Assignee: **Poly-Gel L.L.C.**, Whippany, NJ (US)
- (**) Term: **15 Years**
- (21) Appl. No.: **29/698,043**
- (22) Filed: **Jul. 12, 2019**
- (51) **LOC (13) Cl.** **24-01**
- (52) **U.S. Cl.**
USPC **D24/192**
- (58) **Field of Classification Search**
USPC D24/188-192, 200, 206, 214, 215
CPC A61F 13/00021; A61F 13/0203; A61F
13/066
See application file for complete search history.

(56) **References Cited**

U.S. PATENT DOCUMENTS

D720,861	S	*	1/2015	Rust Huthmaker	D24/192
D763,454	S	*	8/2016	Rust Huthmaker	D24/192
D767,771	S	*	9/2016	Moon	D24/188
D775,352	S	*	12/2016	Mills	D24/171
D787,078	S	*	5/2017	Daniels	D24/192
D835,793	S	*	12/2018	Zhuang	D24/192
D884,199	S	*	5/2020	Mei	D24/190
D922,590	S	*	6/2021	Kersen	D24/192
2008/0023017	A1	*	1/2008	Cotton	A45D 29/22 132/73
2011/0284018	A1	*	11/2011	Dragos	A45D 29/22 132/73
2012/0152267	A1	*	6/2012	Chang	A43B 3/106 132/200

OTHER PUBLICATIONS

Best Advisors. Best Bunion Correctors in the UK. Nov. 26, 2020. <https://www.bestadvisers.co.uk/bunion-correctors> (Year: 2020).*

Amazon. DR JK Bunion Relief. Toe Separators Bunion Pal Kit, 8 Piece of Bunion Pals to Fight Bunion! Bunion Corrector, Hallux Valgus, Toe Straighteners. Mar. 16, 2017. <https://www.amazon.com/dp/B06XPN7CZR/?tag=trfoa5k-20> (Year: 2017).*

* cited by examiner

Primary Examiner — Darcey E Gottschalk

(74) *Attorney, Agent, or Firm* — Edwin D. Schindler

(57) **CLAIM**

The ornamental design for a toe crest, as shown and described.

DESCRIPTION

FIG. 1 is a bottom view of a toe crest for a right foot of the present design;

FIG. 2 is a top view of the toe crest for a right foot of the design of FIG. 1;

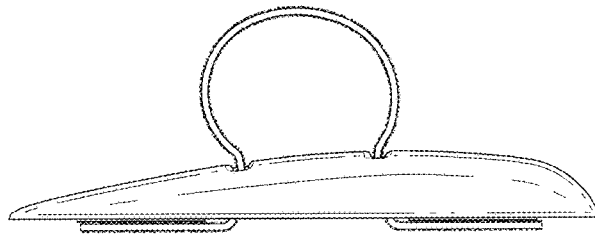
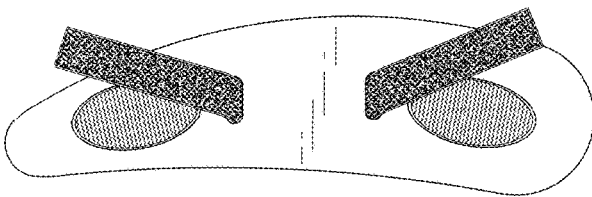
FIG. 3 is a first side view of the toe crest for a right foot of the design of FIG. 1;

FIG. 4 is a second side view of the toe crest for a right foot of the design of FIG. 1, the second side view shown being a side view that is opposite the side of the first side view for a right foot of the design of FIG. 1; and,

FIG. 5 is a front view of the toe crest for a right foot of the design of FIG. 1.

The zig-zag object lines in FIG. 1 indicates a contrast in material specific to the hook-and-loop fastener.

1 Claim, 5 Drawing Sheets



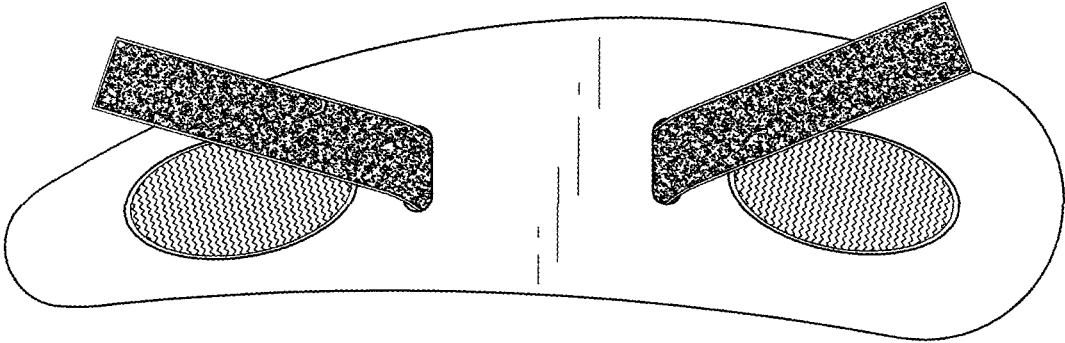


FIG. 1

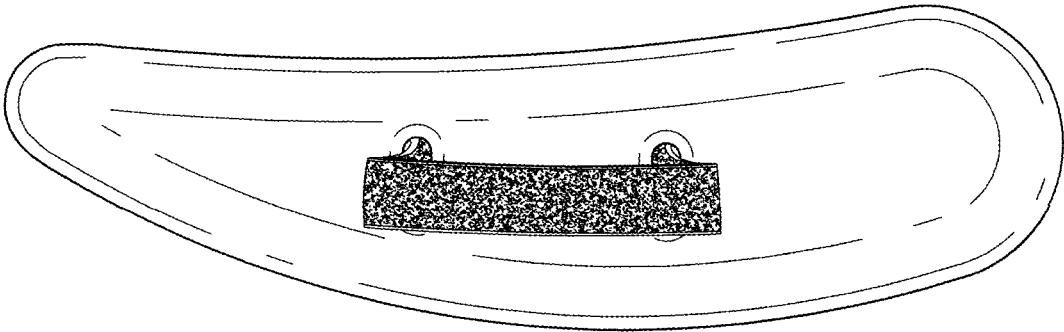


FIG. 2

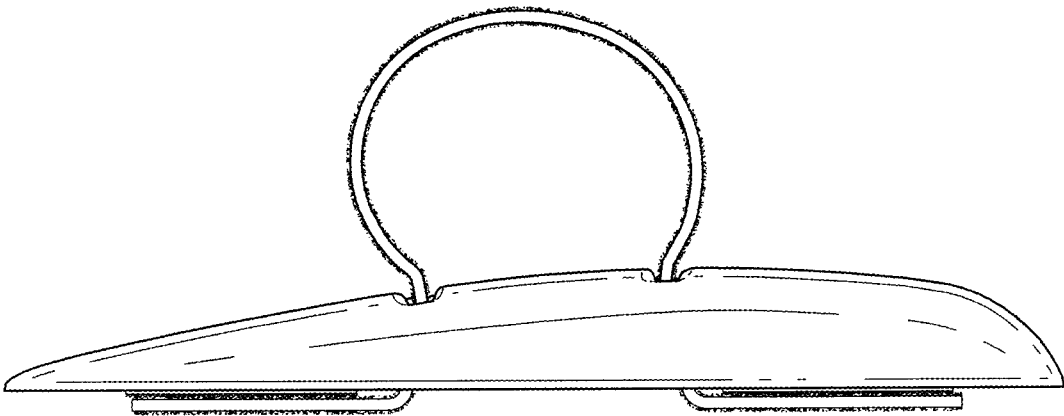


FIG. 3

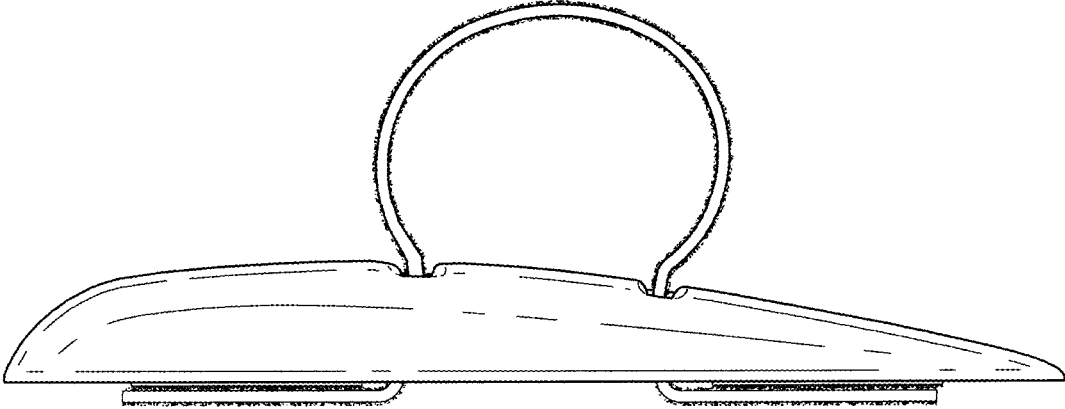


FIG. 4

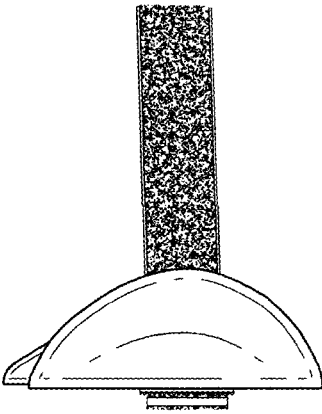


FIG. 5