



US00D376902S

United States Patent [19]

[11] Patent Number: **Des. 376,902**

Avar

[45] Date of Patent: ****Dec. 31, 1996**

- [54] **ELEMENT OF A SHOE MIDSOLE**
- [75] Inventor: **Eric P. Avar**, Aloha, Oreg.
- [73] Assignee: **Nike, Inc.**, Beaverton, Oreg.
- [**] Term: **14 Years**
- [21] Appl. No.: **46,544**
- [22] Filed: **Nov. 20, 1995**
- [52] U.S. Cl. **D2/977**
- [58] Field of Search D2/946, 947, 977;
36/3 A, 45, 50.1, 57, 83, 103, 114, 129

D. 364,034	11/1995	Lee et al. .	
D. 366,756	2/1996	Forland et al.	D2/977
4,446,634	8/1984	Johnson et al. .	
4,458,430	7/1984	Peterson .	
4,674,200	6/1987	Sing .	
4,774,774	10/1988	Allen, Jr. .	
4,779,359	10/1988	Famolare, Jr. .	
4,864,737	9/1989	Marrello .	
4,918,838	4/1990	Chang .	
5,131,173	7/1992	Anderié.	
5,195,256	3/1993	Kim .	
5,220,737	6/1993	Edington .	
5,443,529	8/1995	Phillips .	

[56] **References Cited**

U.S. PATENT DOCUMENTS

D. 262,581	1/1982	Chevallereau .	
D. 311,989	11/1990	Parker et al. .	
D. 315,442	3/1991	Kilgore et al. .	
D. 323,059	1/1992	Hatfield .	
D. 324,131	2/1992	Lucas .	
D. 336,771	6/1993	Hatfield et al. .	
D. 341,478	11/1993	Forland et al. .	
D. 345,450	3/1994	Kusuki et al.	D2/972
D. 347,106	5/1994	Sell, Jr. et al. .	
D. 349,808	8/1994	Passke et al. .	
D. 350,016	8/1994	Passke et al. .	
D. 350,023	8/1994	Hatfield et al. .	
D. 351,056	10/1994	Auger et al. .	
D. 351,277	10/1994	Aveni et al. .	
D. 362,747	10/1995	Orzeck .	
D. 362,954	10/1995	Orzeck .	
D. 363,372	10/1995	Hatfield et al. .	

Primary Examiner—Dominic Simone
Attorney, Agent, or Firm—Banner & Allegretti, Ltd.

[57] **CLAIM**

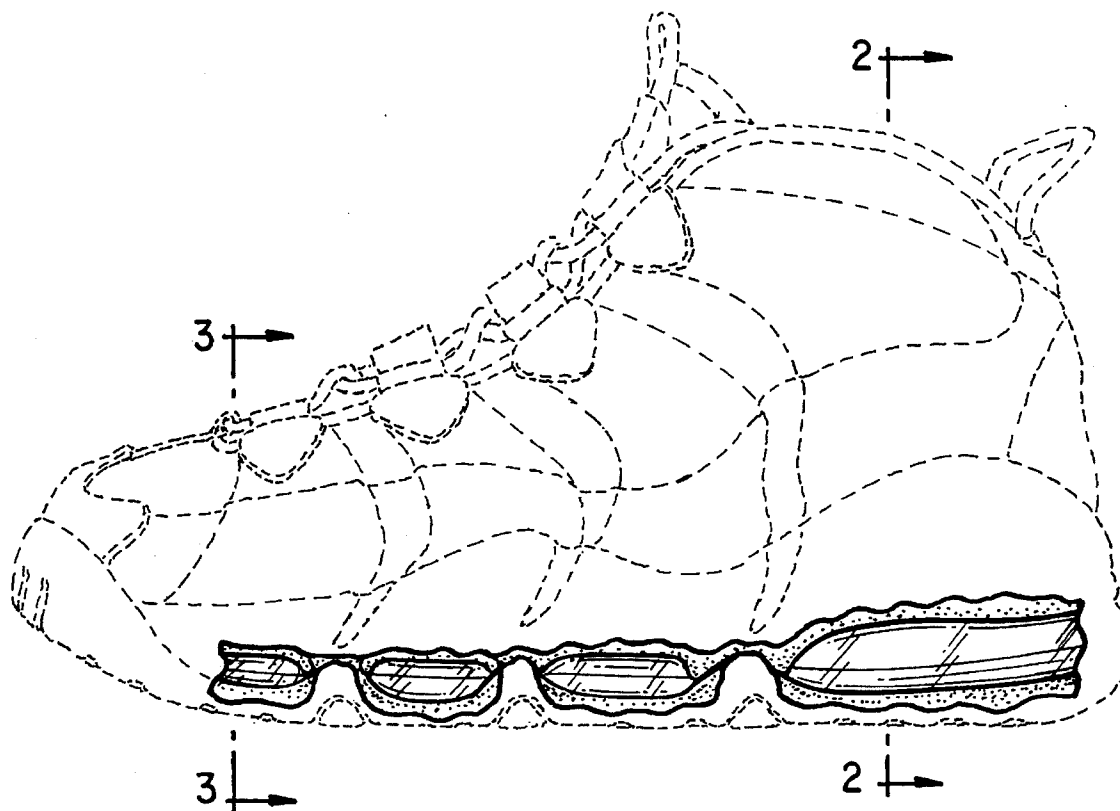
The ornamental design for an element of a shoe midsole, as shown and described.

DESCRIPTION

FIG. 1 is a side elevational view of an element of shoe midsole showing my new design;
 FIG. 2 is a cross-sectional view taken along the line 2—2 of FIG. 1; and,
 FIG. 3 is a cross-sectional view taken along the line 3—3 of FIG. 1.

The broken line showing of a shoe in FIGS. 1-3 is for illustrative purposes only and forms no part of the claimed design.

1 Claim, 2 Drawing Sheets



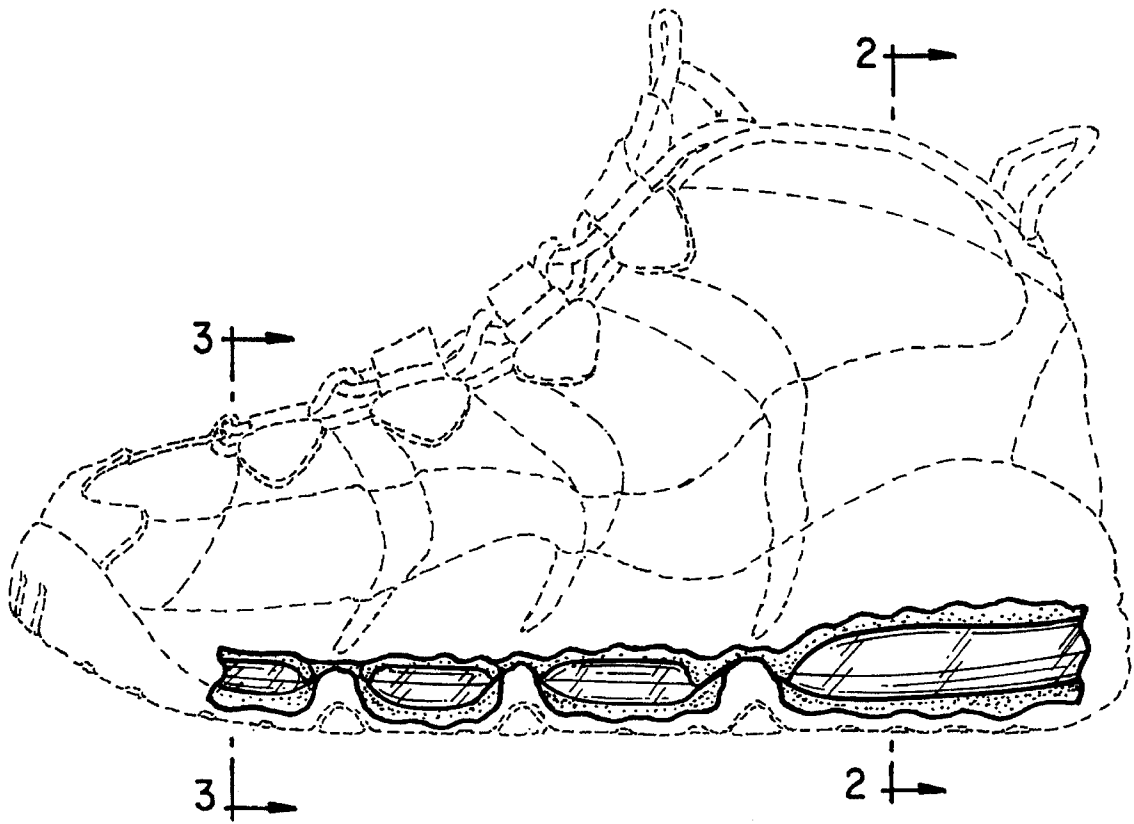


FIG. 1




FIG. 2

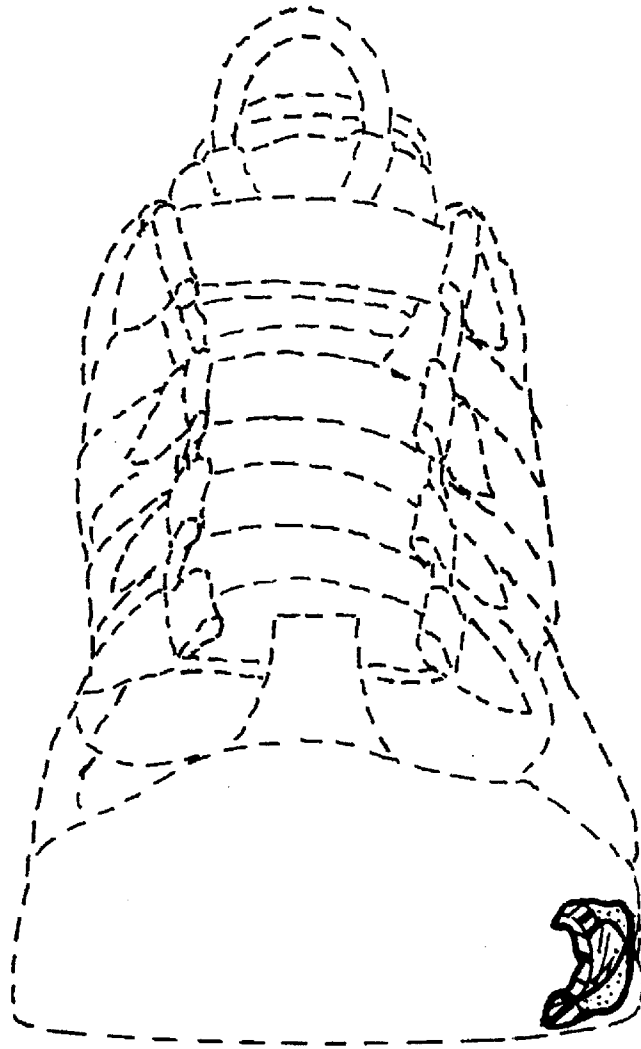


FIG. 3