



(19) **United States**

(12) **Patent Application Publication**
Fainberg

(10) **Pub. No.: US 2011/0283450 A1**

(43) **Pub. Date: Nov. 24, 2011**

(54) **BATH COLLAPSIBLE SEAT**

Publication Classification

(76) Inventor: **Abram Fainberg**, Providence, RI (US)

(51) **Int. Cl.**
A47K 4/00 (2006.01)
A47K 3/12 (2006.01)

(21) Appl. No.: **13/136,399**

(52) **U.S. Cl.** **4/568; 4/579**

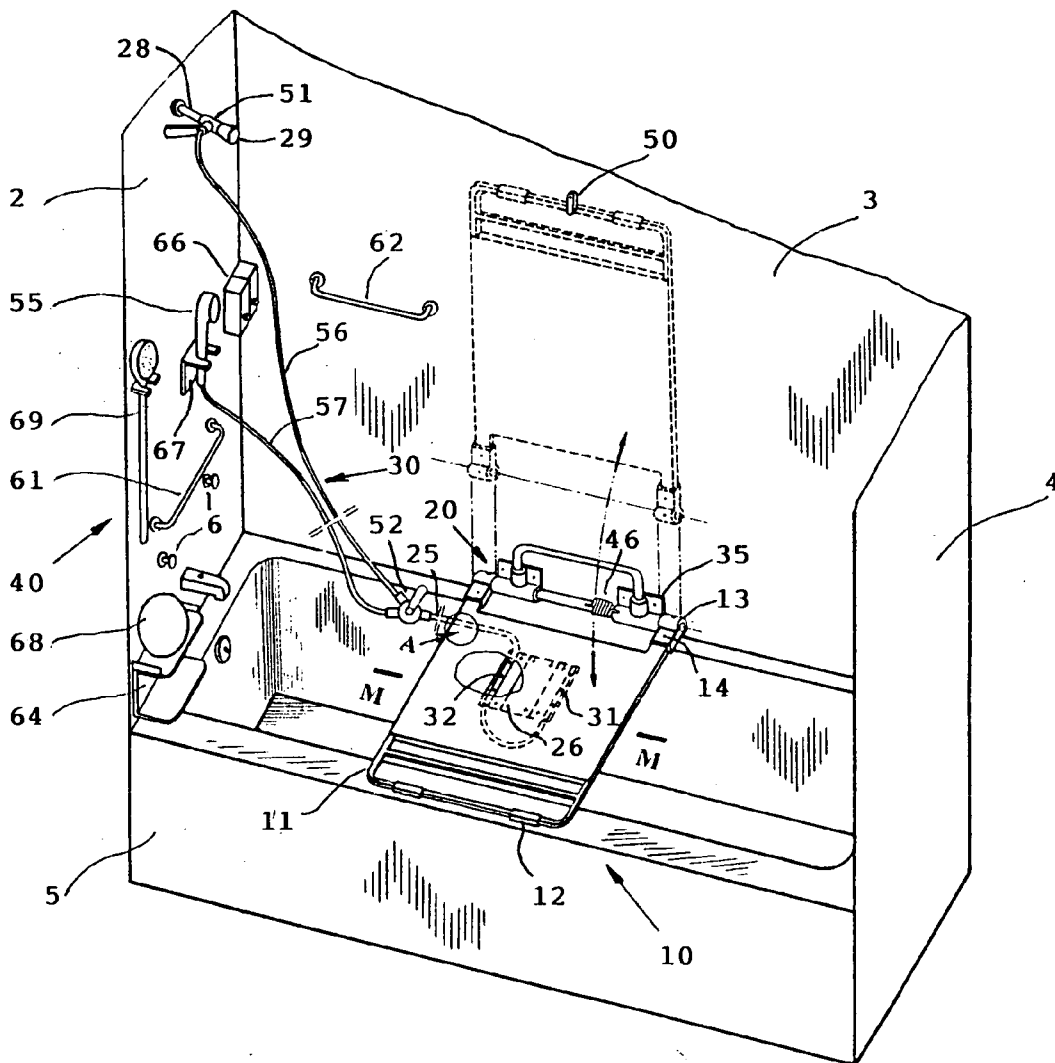
(22) Filed: **Aug. 1, 2011**

(57) **ABSTRACT**

Related U.S. Application Data

(63) Continuation-in-part of application No. 10/922,290, filed on Aug. 20, 2004, now Pat. No. 6,912,740.

A bath collapsible seat for persons requires bathing in sitting position and for persons, which takes a regular shower or bath comprises: a wall mounting unit rigidly attached to a bathroom wall, a seat assembly pivotally attached to said wall mounting unit to provide moveable between vertical and horizontal positions, where said seat assembly in vertical position not prevented the bather to take regular shower or bath, a water supply means, and means for bathing accessories.



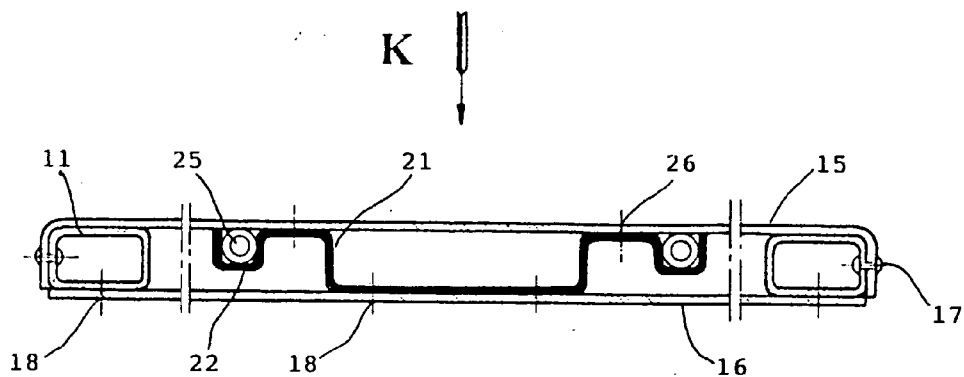


FIG. 2

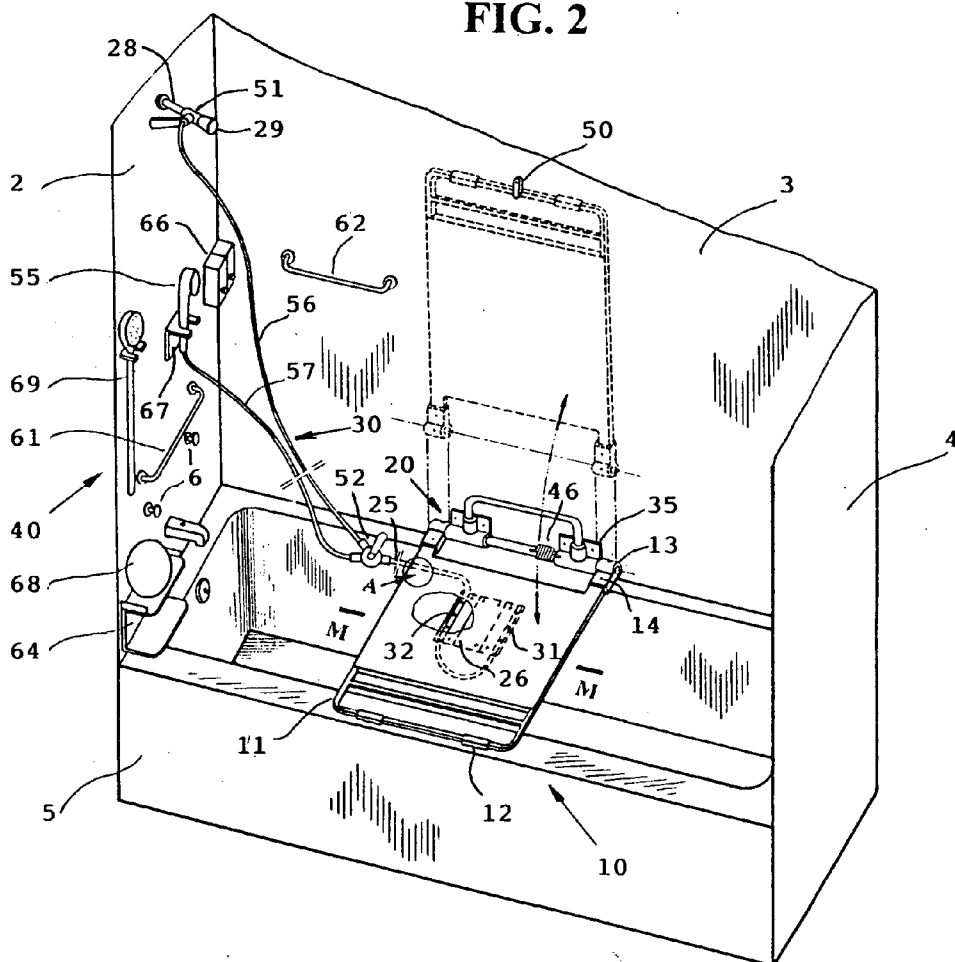


FIG. 1

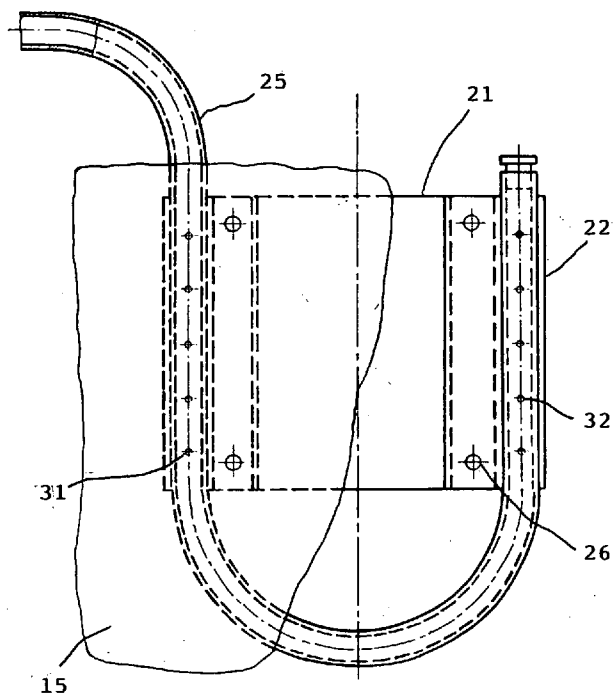


FIG. 3

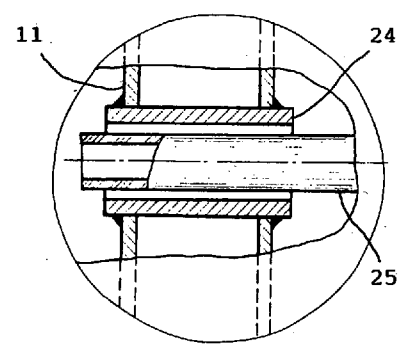


FIG. 4

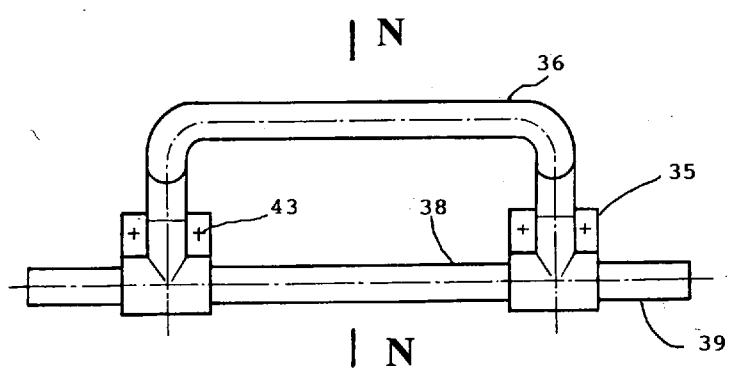


FIG. 5

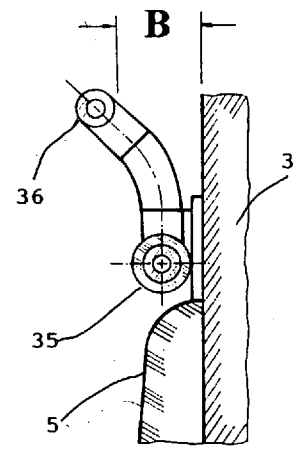


FIG. 6

BATH COLLAPSIBLE SEAT**CROSS REFERENCE TO RELATED APPLICATION**

[0001] This application is a continuation-in-part U.S. application Ser. No 10/922,290 filed Aug. 20, 2004 now U.S. Pat. No. 6,912,740.

BACKGROUND OF THE INVENTION

[0002] 1. Field of the Invention

[0003] The present invention relates to bathing devices and more particularly pertains to a collapsible bath seat pivotally attached to bathroom wall, which allow bathing both an elderly or persons of limited dexterity in sitting position when the seat is lowered and any one who takes regular shower or bath when the seat is in raising position

[0004] 2. Description of the Prior Art

[0005] There are a number of prior art devices which relate to folding bath seat accomplished in some forms and fashions. Known prior art includes U.S. Pat. No. 6,807,690 to Satterfield, U.S. Pat. No. 6,305,741 to Fernandez, U.S. Pat. No. 6,089,651 to Carmen, U.S. Pat. No. 5,967,255 to Young, U.S. Pat. No. 5,185,892 to Mitchell, and some others. These devices includes a seat pivotally attached to vertical wall to provide motion between vertical and horizontal positions and legs or leg panel folding into a vertical position to support the seat to the floor of the shower or bath.

U.S. Pat. No. 6,807,690 to Satterfield showed a torsion spring means for assisting bathers in raising and lowering the pivotally attached seat.

[0006] U.S. Pat. No. 3,040,335 to Gelman and U.S. Pat. No. 4,150,445 to Bailly, which are not a folding variety of bathing chair, shown a bathing chair assembly whereby the sprays directed from under the seat and can cleans the an genital areas of the body.

[0007] While all of these devices fulfill their respective, particular objective and requirement, the aforementioned patents do not disclose an apparatus which does not require any special modification to a conventional tub structure for bathing both people in sitting position with spring device for washing the bottom parts of the body, and people who take regular shower or bath.

SUMMARY OF THE INVENTION

[0008] It is an essential objective of the present invention to provide a bath collapsible seat for completely and safety bathing a broad category of users, including elderly and persons of limited dexterity and people who takes a regular shower or bath.

[0009] It is another object of the present invention to provide a bath collapsible seat with minimum use of available space which not obstacle the users who takes a regular shower or bath.

[0010] It is still another object of the present invention to provide inside of the seat a water supply means for spraying bottom parts of the body.

[0011] A further objective of the present invention is to provide a bath collapsible seat, which will conform to conventional forms of manufacture, be of simple constructional, easy to use, economically feasible, long lasting, and relatively trouble free in operation.

[0012] These together with other objectives of the invention, along with the various features of novelty, which char-

acterize the invention, are pointed out with particularity in the claims annexed to and forming a part of this disclosure. For a better understanding of the invention, its operation advantages and the specific benefits attained by its uses, refer to the accompanying drawings and descriptive matter in which these are illustrated preferred embodiments of the invention.

BRIEF DESCRIPTION OF THE DRAWINGS

[0013] FIG. 1 is a perspective view of the bath collapsible seat in accordance with the present invention, where the seat in vertical position is exploded and illustrated in hidden lines;

[0014] FIG. 2 is a sectional view taken along line M-M of FIG. 1;

[0015] FIG. 3 is a view at arrow "K" of FIG. 2 shown connection the coil hose in the guides of the holder;

[0016] FIG. 4 is an enlarged partial view of the place "A" of FIG. 1;

[0017] FIG. 5 is a view of the wall mounting unit;

[0018] FIG. 6 is a sectional view taken along line N-N of FIG. 5;

DESCRIPTION OF THE PREFERRED EMBODIMENT

[0019] The bath collapsible seat of the present invention is designed to be easily prepared for bathing either an elderly people or persons of limited dexterity in sitting position, when the seat is lowered, and for those people who takes regular shower or bath, when the seat is in raising position. As shown in FIG. 1 the collapsible seat is positioned for use in conjunction with a domestic bathing and showering facility including a bathtub 5, installed in bathroom with front wall 2, adjacent wall 3, and rear wall 4, a pipe 28 with shower head 29, and a water control taps 6. The bath collapsible seat comprises: a seat assembly 10, a wall mounting unit 20, a water supply means 30, means of a bathtub accessories 40, and a catch assembly 50. As shown in FIGS. 1 and 2 the seat assembly 10 comprises: a U-shaped frame 11 with rubber sleeves 12, two hinged means 13 attached to the ends of the frame 11 by screws 14, upper sheet 15 rigidly secured to the frame 11 by glue and rivets 17, lower sheet 16 attached to the frame 11 by screws 18, and a holder 21 (FIGS. 2 and 3) having guides 22. The sheets 15 and 16 are preferable made from plastic PVC, PP, or like and have preliminary drilled or stamped holes 26 for connection with holder 21 to provide solid system. Referring now to FIGS. 1 and 5, the wall mounting unit 20 includes: two bracket means 35, which are rigidly attached to the wall 3 of the bathroom by glue and screws 43, handle 36 for supporting the bather in the process of bathing, and axle 38, on the ends 39 of which are fixed by pins or screws 14 the hinged means 13, to provide pivotally connection the seat assembly 10 to the wall mounting unit 20. The other end of the seat assembly 10 in its turn, supported on the front edge of the tub 5, to secure the seat assembly in horizontal position for bathing. The seat assembly is made flat, without any lugs on the both sides, and in thickness approximately one inch, that it not prevented the user to take a regular shower or bath. The wall mounting unit 20 may be includes a torsion spring 46 (FIG. 1) for assisting the user to raise and lower the seat assembly 10. Attaching the brackets means 35 to the wall 3 is provided when all parts of the wall mounting unit 20 are assembled. The dimension "B" (FIG. 6) between the wall 3 and handle 36 is approximately two inch or larger to provide free hand supporting of the user. The water supply

means **30** comprises: two valves **51** and **52**, a hand shower **55**, two hoses **56** and **57**, and a coil hose **25**. The valve **51** is installed between domestic pipe **28** and showerhead **29**, to direct the flow of water to showerhead, when the user takes a regular shower or bath, or directed to the valve **52** when the user needed to bathing in sitting position. The valve **52**, in one's turn, directed the flow of water to the hand shower **55**, or to the coil hose **25**, for washing bather's bottom parts of the body, or completely shut off the flow. The coil hose **25** is placed in guides **22** of the holder **21** and is fixed there by upper sheet **15**. As shown in FIG. **4** the frame **11** is supplied with pipe **24** through which is passed the coil hose **25**. Holes **32** (FIGS. **1**, **3**) for spraying water from coil hose **25**, may be drilled in assembly of the collapsible seat **10** through holes **31**, which are preliminary made in the upper sheet **15**. Connection together the hoses and valves of the water supply means **30** is provided by standard pipe fittings and not described in this specification. The means of bathing accessories **40** (FIG. **1**) includes: two bath grab bars **61** and **62**, fixed on the bathroom walls **2** and **3** for supporting the bather interring and living the tub, an electrical or hand operated dispenser **66** of liquid soap, support **67** for hand shower **55**, piece of bast **68**, back scrubber **69**, and shelf **64** for holding some bathing accessories. All bathing accessories **40** are installed in the tub so, that they are accessibly to bather in sitting position. As shown in FIG. **1** the catch means **50**, in the preferred embodiment, realizably holds the collapsible seat **10** in raising position. Other equivalent decision can be used and this one, also as the plug **27** for the coil hose **25**, is just representative of other possible implementation. For bathing in sitting position the user must interring in the bathtub, draw the curtain, and lowering the seat assembly **10**. After that the user of limited dexterity have access to bathing.

[0020] Although particular embodiments of the present invention have been illustrated and described, it will be apparent to those skilled in the art that various changes and modifications can be made without departing from the spirit of the present invention, and it is intended to cover in the appended claims all such changes and modifications that fall within the scope of the present invention.

I claim:

1. A bath collapsible seat for persons requires bathing in sitting position and for persons which takes a regular shower or bath, comprises:

- a wall mounting unit with at list two brackets, rigidly attached to a bathroom wall;
- a seat assembly pivotally mounted to said wall mounting unit to provide moveable between vertical and horizontal positions, where said seat assembly in lowering motion is leaned up on the edge of the bathtub;
- a water supply means;
- a catch means for keeping said seat assembly in vertical position, and
- means for bathing accessories.

2. The bath collapsible seat of claim **1** wherein said seat assembly is flat, without any lugs on its surfaces, and with thickness that said seat assembly in vertical position not prevented the bather to take shower.

3. The bath collapsible seat of claim **1** wherein said wall mounting unit may be equipped with a torsion spring for assisting the user to raise and lower said seat assembly.

4. The bath collapsible seat of claim **1** wherein said water supply means comprises:

- a hand shower;
- a coil hose for showering the user bottom, and
- some valves and hoses of corresponding length.

* * * * *