

P. J. BODE.
CLEANING BRUSH.

APPLICATION FILED AUG. 30, 1905.

2 SHEETS—SHEET 1.

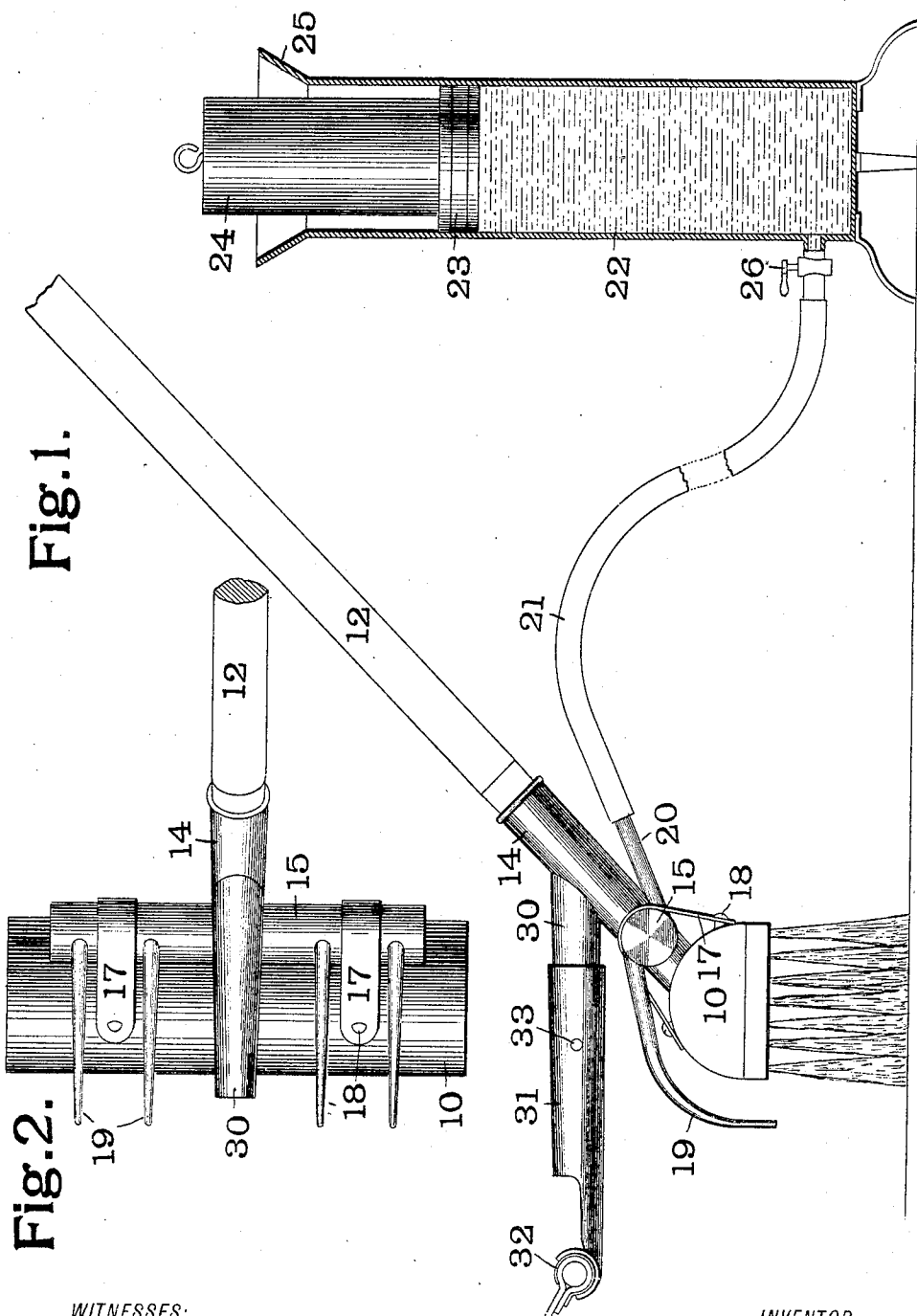


Fig. 1.

Fig. 2.

WITNESSES:

W. A. Alexander
Claude O. Peasey

INVENTOR

Peter J. Bode

BY *Lewis & Bryson*
ATTORNEYS

P. J. BODE.
CLEANING BRUSH.

APPLICATION FILED AUG. 30, 1905.

2 SHEETS—SHEET 2.

Fig. 3.

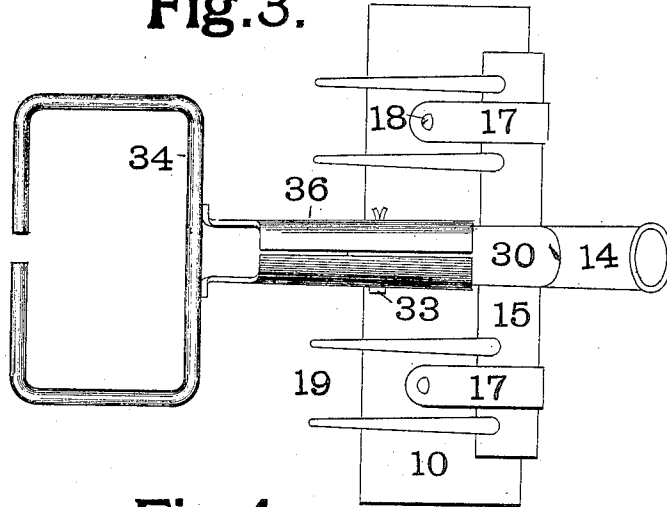


Fig. 4.

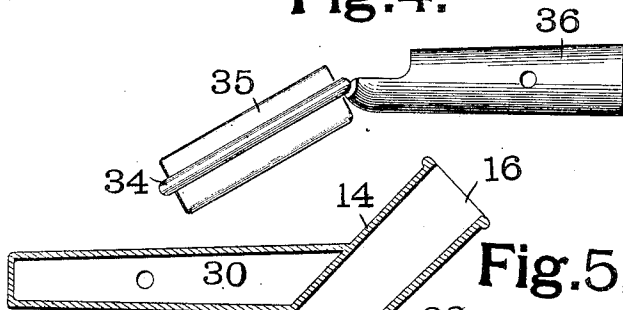
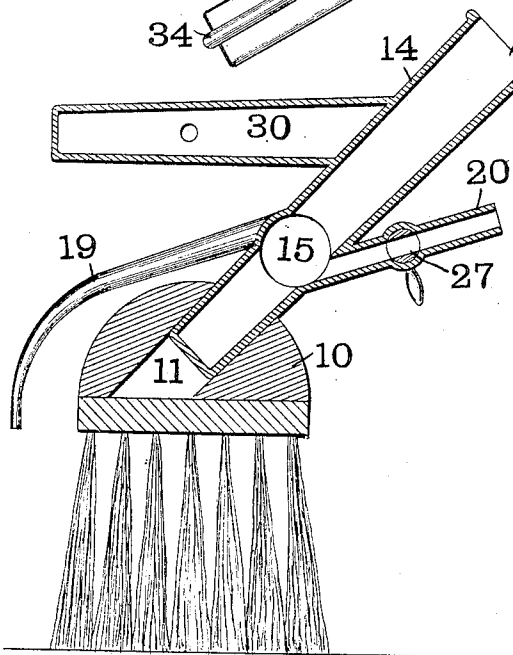


Fig. 5.



WITNESSES:

W. A. Alexander
Claude O. Pearcy.

INVENTOR

Peter J. Bode

Lawson & Bryson.
ATTORNEYS

UNITED STATES PATENT OFFICE.

PETER J. BODE, OF ST. LOUIS, MISSOURI, ASSIGNOR OF ONE-FOURTH
TO CHARLES G. NAGEL, OF ST. LOUIS, MISSOURI.

CLEANING-BRUSH.

No. 828,705.

Specification of Letters Patent.

Patented Aug. 14, 1906.

Application filed August 30, 1905. Serial No. 276,330.

To all whom it may concern:

Be it known that I, PETER J. BODE, a citizen of the United States, residing at the city of St. Louis, State of Missouri, have invented a certain new and useful Improvement in Cleaning-Brushes, of which the following is such a full, clear, and exact description as will enable any one skilled in the art to which it appertains to make and use the same, reference being had to the accompanying drawings, forming part of this specification.

My invention relates to a cleaning-brush which may be used for scrubbing floors, cleaning windows, or the like.

The object of my invention is to provide a water-distributing device for the brush which can be readily secured to the ordinary form of brush now found on the market and which will also serve to hold a window-wiper and a soap-holder.

In the accompanying drawings, which illustrate one form of brush made in accordance with my invention, Figure 1 is a side elevation, also showing a device for supplying water to the distributor. Fig. 2 is a top plan view. Fig. 3 is a top plan view showing the soap-holder. Fig. 4 is a side elevation of the soap-holder detached, and Fig. 5 is a vertical central section on a slightly-enlarged scale.

Like marks of reference refer to similar parts in the several views of the drawings.

10 represents a brush of the usual form. This brush 10 is provided with an inclined socket 11, which is adapted to receive a handle 12. When my improvement is attached to the brush, however, the handle 12 does not enter the socket 11, but there is interposed between the said socket and the handle a water-distributor consisting of a tapered pipe 14 and a hollow cross-arm 15. The lower end of the tapered pipe 14 is made to fit the socket 11, while in the upper end of the said pipe 14 is a socket 16, adapted to receive the end of the handle 12. In order to provide additional means for securing the water-distributor to the back of the brush, I may use straps 17, preferably of thin sheet metal, which pass around the cross-arm 15 and are secured to the back of the brush by means of screws 18. Leading from the cross-arm 15 are a number of curved discharge-pipes 19, which pass around the back of the brush and

discharge the water upon the bristles of the brush.

20 is the inlet-pipe to the water-distributor. Attached to this pipe 20 is a flexible tube 21, which may lead to any suitable water-supply. In case a water-supply under pressure is not available I provide a cylindrical reservoir 22, as shown in Fig. 1, to which the pipe 21 is attached. Within this reservoir 22 is a piston 23, upon which rests a weight 24. By removing the weight 24 and piston 23 the reservoir can be filled with water. In order to facilitate this, I provide the upper end of the reservoir with a funnel-shaped portion 25. After the reservoir is filled with water the piston and weight can be replaced, and the action of the weight on the piston will supply sufficient pressure to the water within the reservoir to force the same to the brush at a great enough height to wash windows or the like. In order to control the flow of water from the tank 22, I provide a stop-cock 26, as shown in Fig. 1. In case, however, the reservoir is not used or it is found desirable to regulate the flow of water at the brush, a stop-cock 27, as shown in Fig. 5, may be placed in the supply-pipe 20. On the tapered pipe 14 is a projection 30. This projection 30 is adapted to fit the socket 31 on a window-wiping device 32 of the usual form. In order to secure the socket 31 on the projection 32, I provide a removable pin 33.

In Figs. 3 and 4 is shown a soap-holding device which is interchangeable with the window-wiping device 32. This soap-holding device consists of a spring-frame 34, which is adapted to be placed around a cake of soap 35 or the like. Secured to the frame 34 is a socket 36 similar to the socket 30 on the window-wiping device. When the soap-holder is used, it is held in position on the projection 30 by means of the pin 33 in the same manner as the window-wiping device.

By the use of my invention an ordinary scrubbing-brush may be supplied with a water-distributor without any special construction of the brush, and when the brush becomes worn it can be readily replaced by a new one. The water-distributor is placed entirely at the back of the brush and is thus not liable to come in contact with windows. The interchangeable window-wiping and

soap-holding device makes the cleaner completely adapted to wash windows, as well as to scrub floors and the like. The reservoir shown in Fig. 1 enables me to use the device where a supply of water under pressure is not available.

Having fully described my invention, what I claim as new, and desire to secure by Letters Patent of the United States, is—

- 10 1. In a cleaning device, the combination with a brush having a socket formed in the back thereof, of a water-distributer removably fitting in said socket and provided with a socket like the socket in the back of the
15 brush and adapted to receive the handle of the brush, discharge-pipes leading from said water-distributer around the back of the brush to the bristles, and an inlet for said water-distributer.
- 20 2. In a cleaning device, the combination with a brush having an inclined socket formed in the back thereof, of a water-distributer removably fitting in said socket and provided with a socket like the socket in the

back of the brush and adapted to receive the handle of the brush, discharge-pipes leading from said water-distributer around the back of the brush to the bristles, and an inlet for said water-distributer. 25

3. In a cleaning device, the combination with a brush having a socket formed in the back thereof, of a water-distributer removably fitting in said socket and provided with a socket like the socket in the back of said brush and adapted to receive the handle of the brush, a hollow cross-arm carried by said distributer, discharge-pipes leading from said cross-arm around the back of the brush to the bristles, and an inlet in said water-distributer. 35

In testimony whereof I have hereunto set my hand and affixed my seal in the presence of the two subscribing witnesses. 40

PETER J. BODE. [L. s.]

Witnesses:

CLAUDE O. PEARCY,
BENNETTE PIKE.