



US00D768529S

(12) **United States Design Patent**
Jung et al.

(10) **Patent No.:** **US D768,529 S**

(45) **Date of Patent:** **** Oct. 11, 2016**

(54) **BAND FOR PORTABLE ELECTRONIC DEVICE**

(71) Applicant: **Samsung Electronics Co., Ltd.**,
Suwon-si (KR)

(72) Inventors: **Hayoul Jung**, Yongin-si (KR);
Jaehyung Hong, Seoul (KR); **Jinseok Hwang**,
Changwon-si (KR); **Yongseok Bang**, Yongin-si (KR)

(73) Assignee: **SAMSUNG ELECTRONICS CO., LTD.**,
Suwon-Si (KR)

(**) Term: **14 Years**

(21) Appl. No.: **29/511,419**

(22) Filed: **Dec. 10, 2014**

(30) **Foreign Application Priority Data**

Aug. 25, 2014 (KR) 30-2014-0041209

(51) **LOC (10) Cl.** **11-01**

(52) **U.S. Cl.**

USPC **D11/3**

(58) **Field of Classification Search**

USPC D11/1-26; D10/70, 98, 32, 38;
D24/167; D14/344; D3/203.1, 215,
D3/218, 201

CPC A44C 5/00; A44C 5/0007; A44C 5/0015;
A44C 5/0023; A44C 5/003; A44C 5/0038;
A44C 5/0053; A44C 5/0061; A44C 5/0069;
A44C 5/0076; A44C 5/0084; A44C 5/0092;
A44C 5/20; A61B 5/02405

See application file for complete search history.

(56) **References Cited**

U.S. PATENT DOCUMENTS

2,137,835 A * 11/1938 Dixon A44C 9/00
63/15
D566,580 S * 4/2008 Giorgio D10/32

D603,276 S * 11/2009 Herzog D10/32
D698,689 S * 2/2014 Boyd D11/4
D709,873 S * 7/2014 Aumiller D14/344
D718,170 S * 11/2014 Aumiller D10/32
D725,533 S * 3/2015 Riddiford D11/3

(Continued)

FOREIGN PATENT DOCUMENTS

CN 302888902 S 7/2014
EM 000864087-0002 2/2008

(Continued)

OTHER PUBLICATIONS

[Online] <http://www.dhresource.com/0x0s/f2-albu-g2-M01-43-91-rBVaG1VyWJyAVxJ0AAHsTcEkzpQ723.jpg/new-wristband-for-samsung-galaxy-gear-fit.jpg>. Retrieved May 26, 2016.*

(Continued)

Primary Examiner — Garth Rademaker

Assistant Examiner — Melanie Pellegrini

(74) *Attorney, Agent, or Firm* — McAndrews Held & Malloy, Ltd.

(57) **CLAIM**

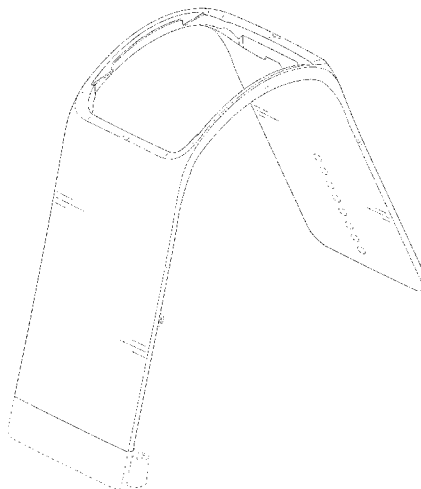
The ornamental design for a band for portable electronic device, as shown and described.

DESCRIPTION

FIG. 1 is a top left front perspective view of a band for portable electronic device showing our new design; FIG. 2 is a front elevation view thereof; FIG. 3 is a rear elevation view thereof; FIG. 4 is a left side elevation view thereof; FIG. 5 is a right side elevation view thereof; FIG. 6 is a top plan view thereof; and, FIG. 7 is a bottom plan view thereof.

The dashed broken lines represent unclaimed portions of the band for portable electronic device and form no part of the claimed design.

1 Claim, 7 Drawing Sheets



(56)

References Cited

U.S. PATENT DOCUMENTS

D726,056 S * 4/2015 Riddiford D11/3
D727,197 S * 4/2015 Akana D11/3
D727,759 S * 4/2015 Martinez D10/70
D728,562 S * 5/2015 Park D10/32
D729,681 S * 5/2015 Lee D11/3
D731,482 S * 6/2015 Song D14/344
D732,022 S * 6/2015 Song D14/344
D736,652 S * 8/2015 Isaacs D10/32
D737,157 S * 8/2015 Akana D10/32
D738,772 S * 9/2015 Choi D11/3
D747,313 S * 1/2016 Song D14/344
D747,714 S * 1/2016 Erbeus D10/32
D747,997 S * 1/2016 Akana D11/3

FOREIGN PATENT DOCUMENTS

EM 002232066-0001 5/2013
KR 30-0625754 12/2011
KR 30-0733328 3/2014

OTHER PUBLICATIONS

Adidas Smartrun—a smartwatch customized for sports, http://money.joins.com/news/article/article.asp?total_id=13267958
&ctg=16 , published Nov. 29, 2013.

* cited by examiner

FIG. 1

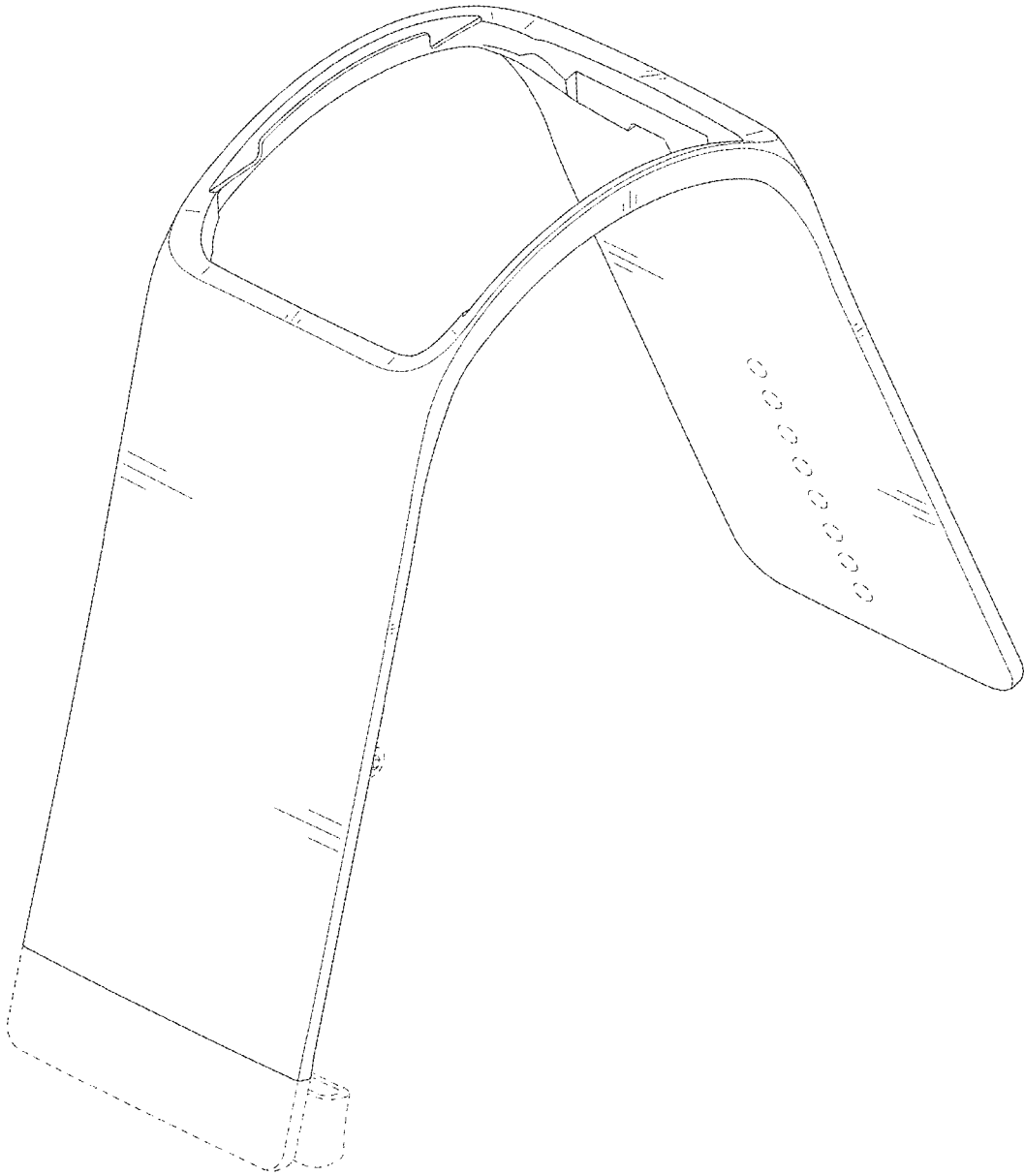


FIG. 2




FIG. 3




FIG. 4

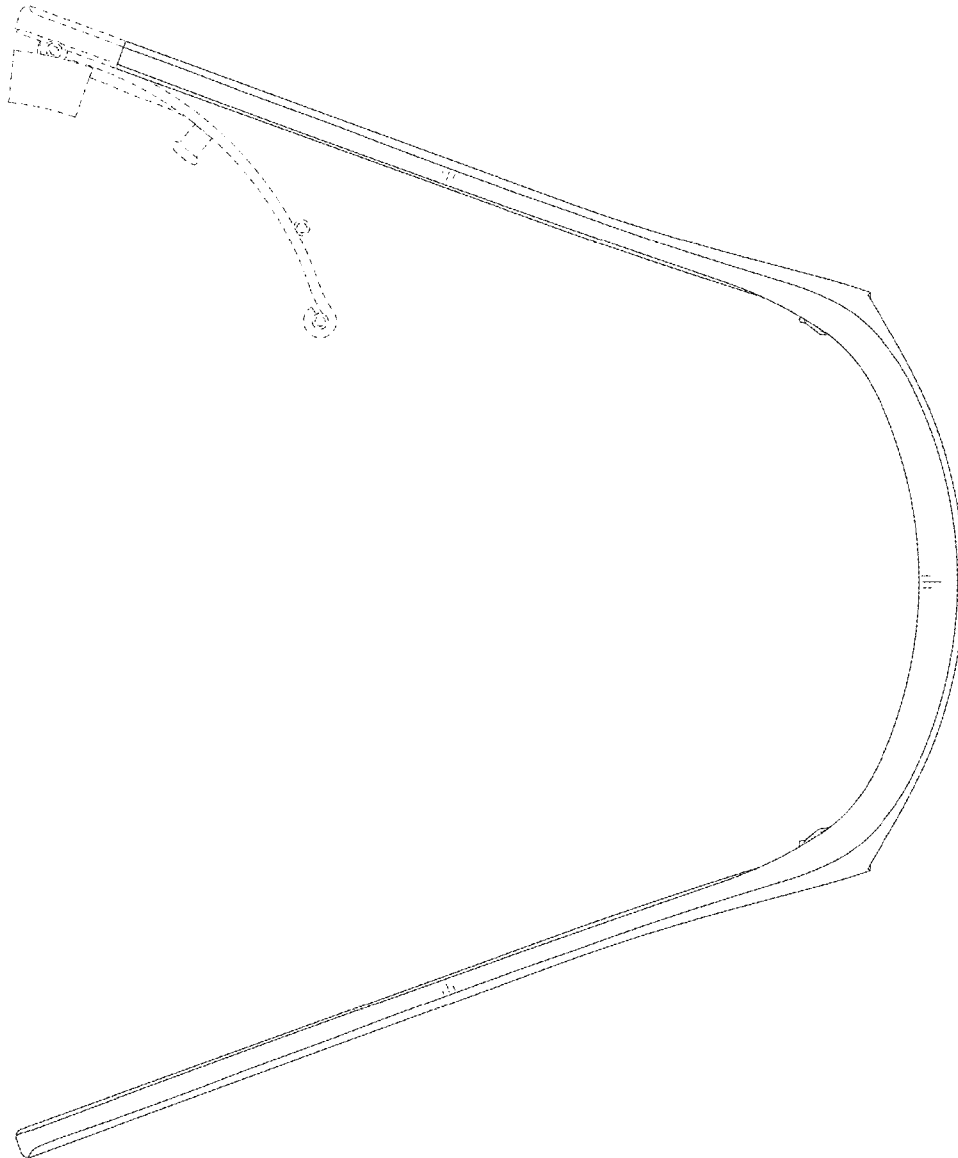


FIG. 5

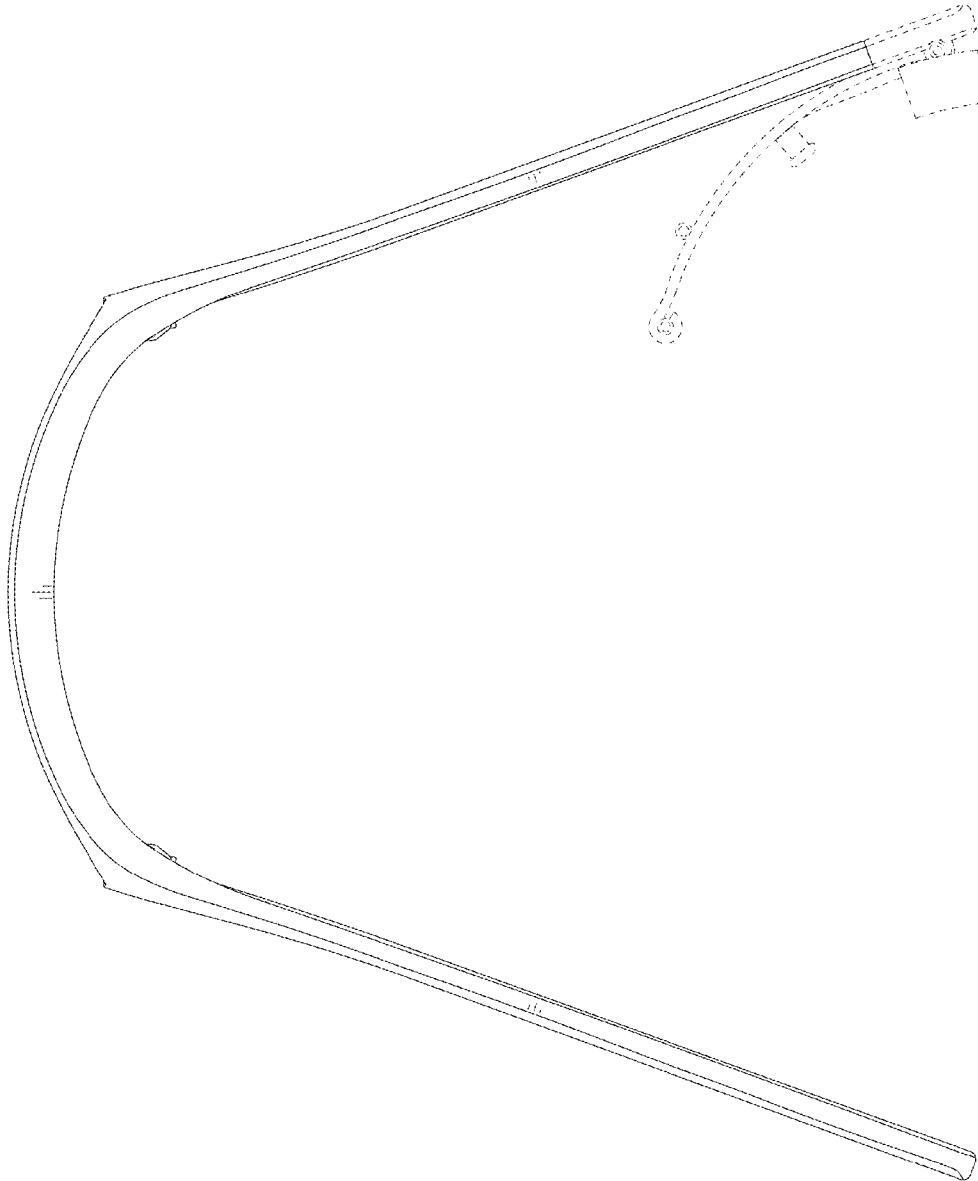


FIG. 6




FIG. 7

