



US00D797020S

(12) **United States Design Patent**  
**Kazita et al.**

(10) **Patent No.:** **US D797,020 S**

(45) **Date of Patent:** **\*\* Sep. 12, 2017**

(54) **STEERING WHEEL**

(71) Applicants: **Masamichi Kazita**, Toyota (JP);  
**Masaki Toyama**, Nagoya (JP); **Masato Mito**, Ichinomiya (JP)

(72) Inventors: **Masamichi Kazita**, Toyota (JP);  
**Masaki Toyama**, Nagoya (JP); **Masato Mito**, Ichinomiya (JP)

(73) Assignees: **TOYOTA JIDOSHA KABUSHIKI KAISHA** (JP); **FUJI JUKOGYO KABUSHIKI KAISHA** (JP)

(\*\*) Term: **15 Years**

(21) Appl. No.: **29/565,099**

(22) Filed: **May 18, 2016**

(30) **Foreign Application Priority Data**

Dec. 17, 2015 (JP) ..... 2015-028144

(51) **LOC (10) Cl.** ..... **12-16**

(52) **U.S. Cl.**  
USPC ..... **D12/176**

(58) **Field of Classification Search**  
USPC ..... D12/175, 176; 74/552, 558, 558.5  
CPC ..... B60R 21/203; B60R 21/05; B62D 1/04  
See application file for complete search history.

(56) **References Cited**

**U.S. PATENT DOCUMENTS**

D597,455 S *	8/2009	Pohanka	.....	D12/176
D600,611 S *	9/2009	Pohanka	.....	D12/176
D627,693 S *	11/2010	Pohanka	.....	D12/176
D651,543 S *	1/2012	Ali	.....	D12/176
D663,244 S *	7/2012	Won	.....	D12/176

D672,293 S *	12/2012	Toyama	.....	D12/176
D706,187 S *	6/2014	Tilscher	.....	D12/176
D770,342 S *	11/2016	Pohanka	.....	D12/176
D776,584 S *	1/2017	Meissner	.....	D12/176
D784,871 S *	4/2017	Lee	.....	D12/176

**OTHER PUBLICATIONS**

Toyota, Toyota 86 (2012), Catalogue of Toyota 86, Toyota Jidosha Kabushiki Kaisha, available at least as early as Apr. 1, 2012.  
Lotus, Lotus Evora (2010), netcarshow.com <<http://www.netcarshow.com/lotus/2010-evora/>>, available at least as early as Mar. 3, 2015.

\* cited by examiner

*Primary Examiner* — Melody N Brown

(74) *Attorney, Agent, or Firm* — Saidman DesignLaw Group, LLC

(57) **CLAIM**

The ornamental design for a steering wheel, as shown and described.

**DESCRIPTION**

FIG. 1 is a perspective view of a steering wheel showing our new design;

FIG. 2 is a front view thereof;

FIG. 3 is a rear view thereof;

FIG. 4 is a top view thereof;

FIG. 5 is a bottom view thereof;

FIG. 6 is a left side view thereof; and,

FIG. 7 is a right side view thereof.

The claimed design is indicated by the relatively dark portions in the figures. The relatively light portions form no part of the claimed design.

The shadows and reflections represent contour and not surface ornamentation or any particular color.

**1 Claim, 7 Drawing Sheets**





FIG. 1



FIG. 2



FIG. 3




FIG. 4




FIG. 5




FIG. 6



FIG. 7