



US00D388558S

United States Patent [19] Miller

[11] Patent Number: Des. 388,558

[45] Date of Patent: **Dec. 30, 1997

[54] DOG LEASH

[76] Inventor: **Richard E. Miller**, 3345 Reservoir Oval, Apt. 3H, Bronx, N.Y. 10467

[**] Term: **14 Years**

[21] Appl. No.: **66,522**

[22] Filed: **Feb. 18, 1997**

[51] LOC (6) Cl. **30-09**

[52] U.S. Cl. **D30/153**

[58] Field of Search 119/795, 797-798, 119/770, 772, 776, 792-793, 863-864, 907; D30/152-154

[56] **References Cited**

U.S. PATENT DOCUMENTS

D. 291,151	8/1987	Dugan	D30/153
D. 337,395	7/1993	Erlinger et al.	D30/153
D. 359,598	6/1995	Forbes	D30/152
D. 375,587	11/1996	Maglich	D30/153
2,827,017	3/1958	Ryan	119/793
3,311,088	3/1967	Peterlin	119/793
3,332,398	7/1967	Mintz	119/797
4,763,609	8/1988	Kulil	119/797
5,038,719	8/1991	McDonough	119/772
5,146,876	9/1992	McPhail	119/798
5,351,654	10/1994	Fuentes	D30/153

5,363,810	11/1994	Kraus	119/795
5,456,213	10/1995	Beauchamp	119/793

FOREIGN PATENT DOCUMENTS

9352	11/1908	United Kingdom	119/776
859856	1/1961	United Kingdom	119/793

OTHER PUBLICATIONS

Photo of Krause's 2-handled leash; Jul. 8, 1993.
Photo of E-Z Handler Fur-Pets-only leash; Jul. 8, 1993.

Primary Examiner—Cathy Anne MacCormac

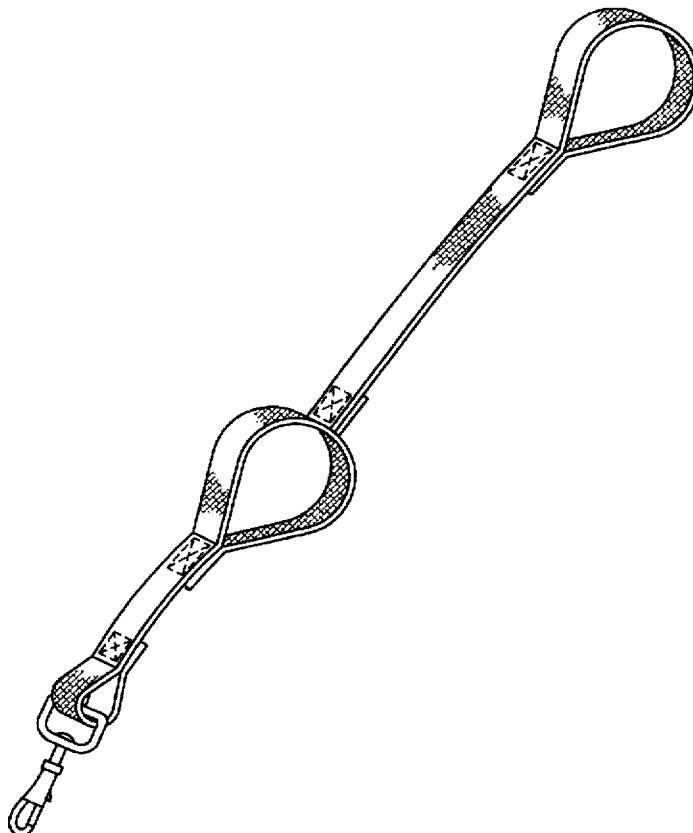
[57] **CLAIM**

The ornamental design for a dog leash, as shown and described.

DESCRIPTION

FIG. 1 is a right side view of the dog leash showing my new design;
FIG. 2 is a left side view thereof;
FIG. 3 is a front elevational view thereof;
FIG. 4 is a rear elevational view thereof;
FIG. 5 is a top plan view thereof;
FIG. 6 is a bottom plan view thereof; and,
FIG. 7 is a perspective view thereof.
The dashed lines represent conventional stitching.

1 Claim, 3 Drawing Sheets



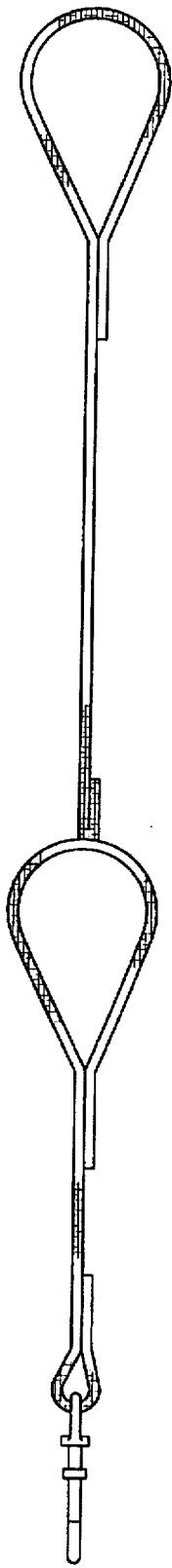


Fig. 1

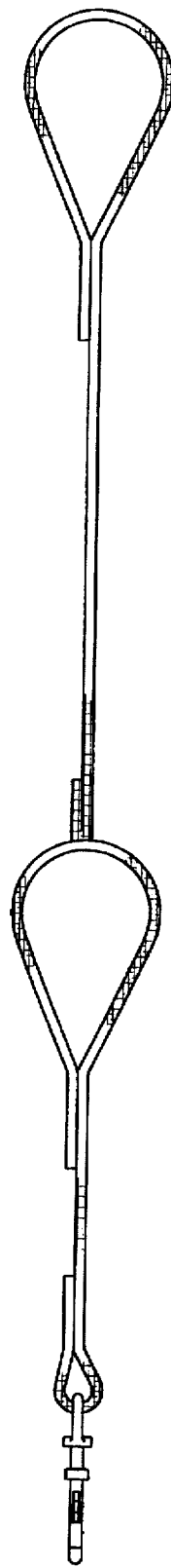


Fig. 2

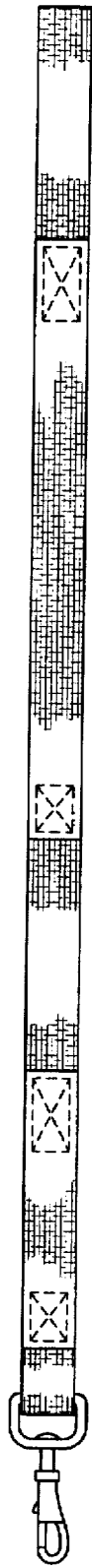


Fig. 3

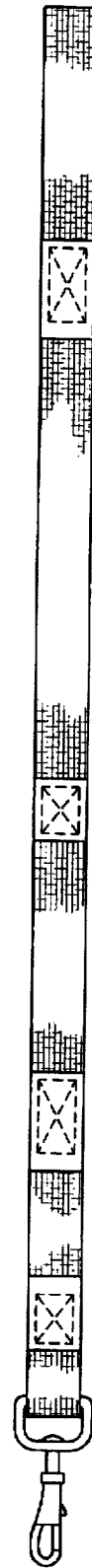


Fig. 4

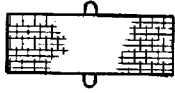


Fig. 5

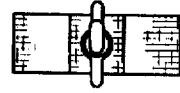


Fig. 6

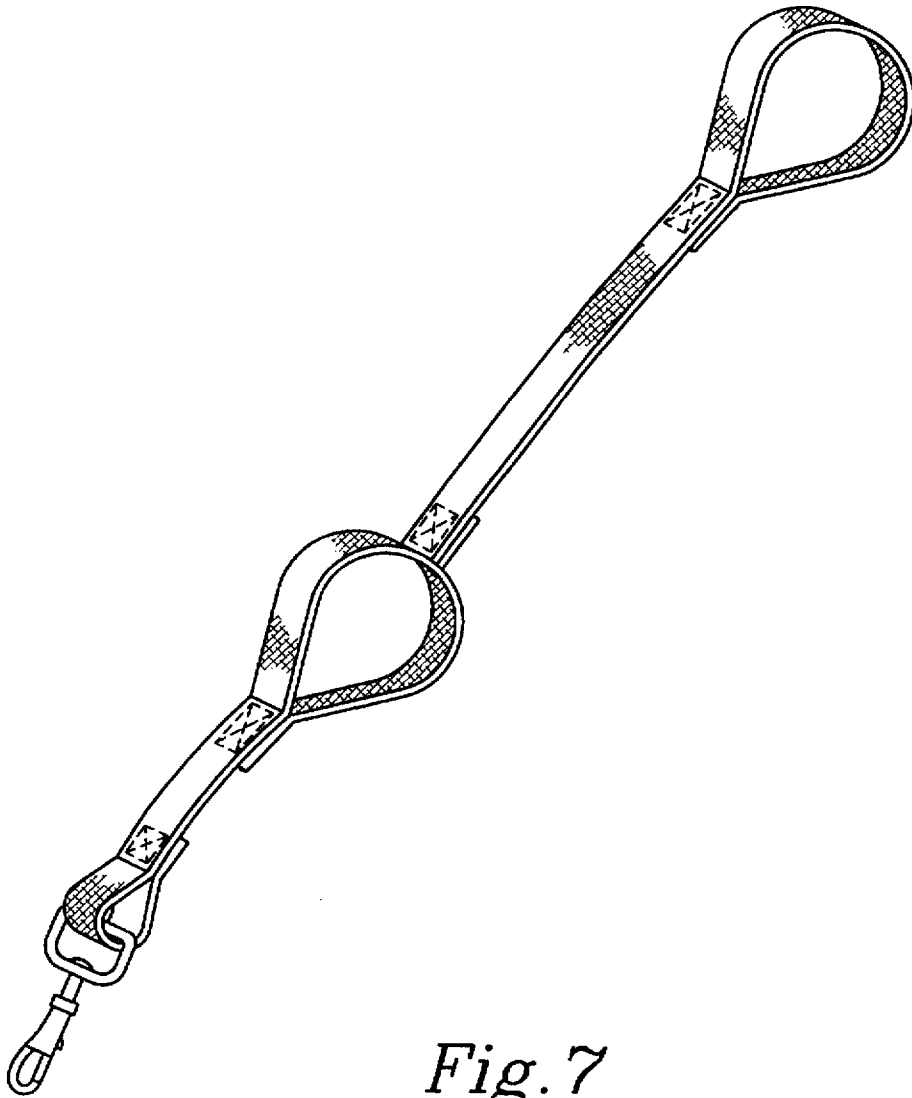


Fig. 7