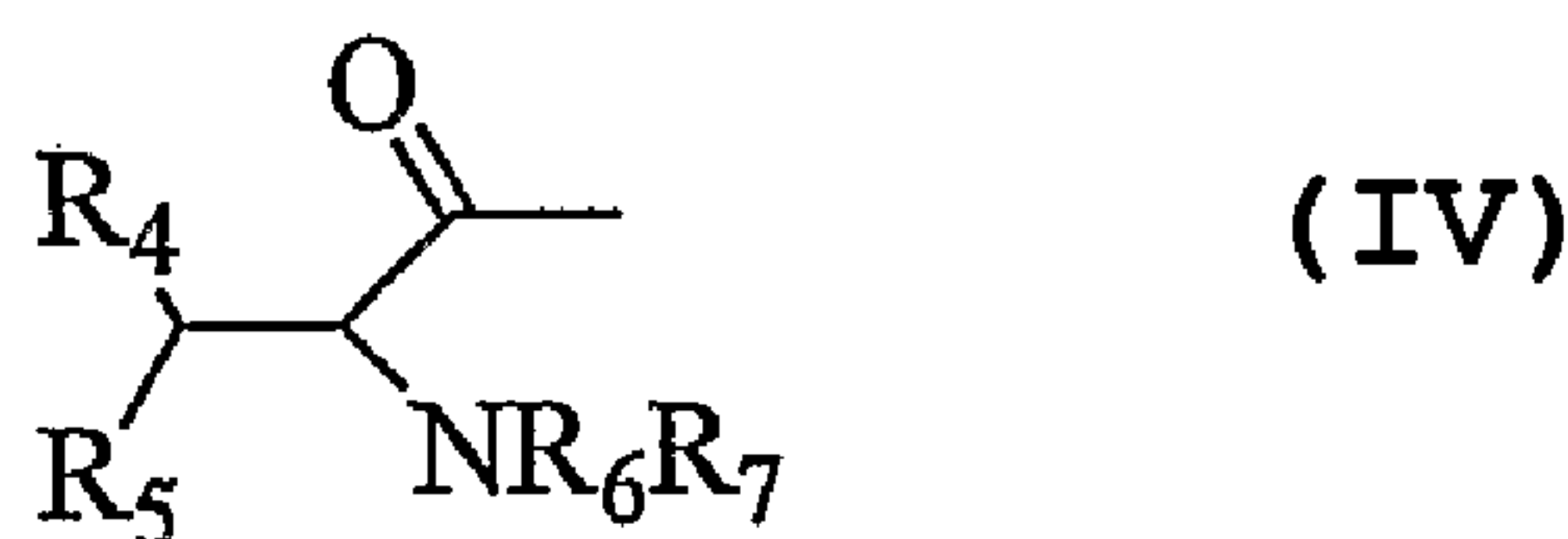
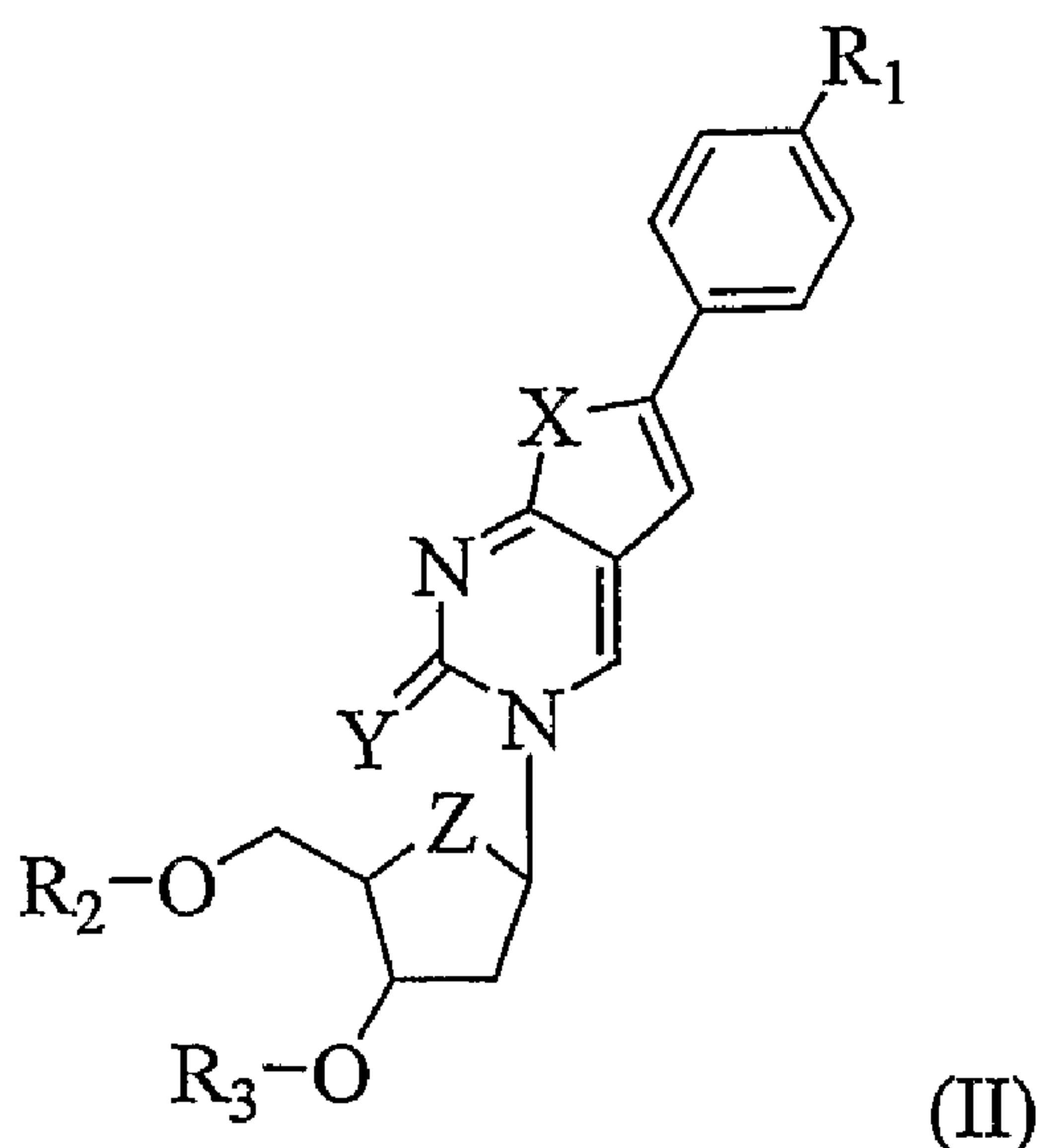




(86) Date de dépôt PCT/PCT Filing Date: 2007/05/09  
 (87) Date publication PCT/PCT Publication Date: 2007/11/15  
 (85) Entrée phase nationale/National Entry: 2008/10/20  
 (86) N° demande PCT/PCT Application No.: GB 2007/001677  
 (87) N° publication PCT/PCT Publication No.: 2007/129083  
 (30) Priorité/Priority: 2006/05/09 (GB0609178.9)

(51) Cl.Int./Int.Cl. *C07D 491/04* (2006.01),  
*A61K 31/70* (2006.01), *A61P 31/12* (2006.01),  
*C07H 19/04* (2006.01)  
 (71) Demandeurs/Applicants:  
 UNIVERSITY COLLEGE CARDIFF CONSULTANTS  
 LIMITED, GB;  
 KATHOLIEKE UNIVERSITEIT LEUVEN, BE  
 (72) Inventeurs/Inventors:  
 MCGUIGAN, CHRISTOPHER, GB;  
 BALZARINI, JAN, BE;  
 MIGLIORE, MARCO, GB  
 (74) Agent: RIDOUT & MAYBEE LLP

(54) Titre : DERIVES DE NUCLEOSIDES DE TYPE PYRIMIDINE A PROPRIETES ANTIVIRALES  
 (54) Title: ANTI-VIRAL PYRIMIDINE NUCLEOSIDE DERIVATIVES



(57) **Abrégé/Abstract:**

A compound for use in the treatment or prophylaxis of viral infections such, for example as chicken pox or shingles caused by the Varicella Zoster virus, said compound having the general formula (II): wherein X is O, S, NH or CH<sub>2</sub>, Y is O, S or NH, Z is O, S or CH<sub>2</sub>, R<sub>1</sub> is C<sub>1-6</sub> alkyl, preferably n-alkyl, e.g., n-pentyl or n-hexyl, and one of R<sub>2</sub> and R<sub>3</sub> is OH, and the other of R<sub>3</sub> and R<sub>2</sub> is a neutral, non-polar amino acid moiety, or a pharmaceutically acceptable salt or hydrate thereof. Said neutral, non-polar amino acid moiety R<sub>2</sub> or R<sub>3</sub> may be (IV): in which R<sub>4</sub>, R<sub>5</sub>, R<sub>6</sub> and R<sub>7</sub> are each independently H or C<sub>1-2</sub> alkyl. In preferred embodiments, one of R<sub>2</sub> or R<sub>3</sub> is valine, leucine, isoleucine or alanine, particularly valine.

## (12) INTERNATIONAL APPLICATION PUBLISHED UNDER THE PATENT COOPERATION TREATY (PCT)

(19) World Intellectual Property Organization  
International Bureau



(43) International Publication Date  
15 November 2007 (15.11.2007)

PCT

(10) International Publication Number  
**WO 2007/129083 A1**

## (51) International Patent Classification:

C07D 491/04 (2006.01) A61K 31/70 (2006.01)  
C07H 19/04 (2006.01) A61P 31/12 (2006.01)

(74) Agent: CRUMP, Julian, Richard, John; Mintz Levin Cohn Ferris Glovsky & Popeo Intellectual Property LLP, The Rectory, 9 Ironmonger Lane, London EC2V 8EY (GB).

## (21) International Application Number:

PCT/GB2007/001677

(81) Designated States (unless otherwise indicated, for every kind of national protection available): AE, AG, AL, AM, AT, AU, AZ, BA, BB, BG, BH, BR, BW, BY, BZ, CA, CH, CN, CO, CR, CU, CZ, DE, DK, DM, DZ, EC, EE, EG, ES, FI, GB, GD, GE, GH, GM, GT, HN, HR, HU, ID, IL, IN, IS, JP, KE, KG, KM, KN, KP, KR, KZ, LA, LC, LK, LR, LS, LT, LU, LY, MA, MD, MG, MK, MN, MW, MX, MY, MZ, NA, NG, NI, NO, NZ, OM, PG, PH, PL, PT, RO, RS, RU, SC, SD, SE, SG, SK, SL, SM, SV, SY, TJ, TM, TN, TR, TT, TZ, UA, UG, US, UZ, VC, VN, ZA, ZM, ZW.

(22) International Filing Date: 9 May 2007 (09.05.2007)

(25) Filing Language: English

(26) Publication Language: English

## (30) Priority Data:

0609178.9 9 May 2006 (09.05.2006) GB

(84) Designated States (unless otherwise indicated, for every kind of regional protection available): ARIPO (BW, GH, GM, KE, LS, MW, MZ, NA, SD, SL, SZ, TZ, UG, ZM, ZW), Eurasian (AM, AZ, BY, KG, KZ, MD, RU, TJ, TM), European (AT, BE, BG, CH, CY, CZ, DE, DK, EE, ES, FI, FR, GB, GR, HU, IE, IS, IT, LT, LU, LV, MC, MT, NL, PL, PT, RO, SE, SI, SK, TR), OAPI (BF, BJ, CF, CG, CI, CM, GA, GN, GQ, GW, ML, MR, NE, SN, TD, TG).

(71) Applicants (for all designated States except US): UNIVERSITY COLLEGE CARDIFF CONSULTANTS LIMITED [GB/GB]; P.O. Box 497, 30-36 Newport Road, Cardiff CF24 0DE (GB). KATHOLIEKE UNIVERSITEIT LEUVEN [BE/BE]; Minderbroederstraat 8A, B-3000 Leuven (BE).

## (72) Inventors; and

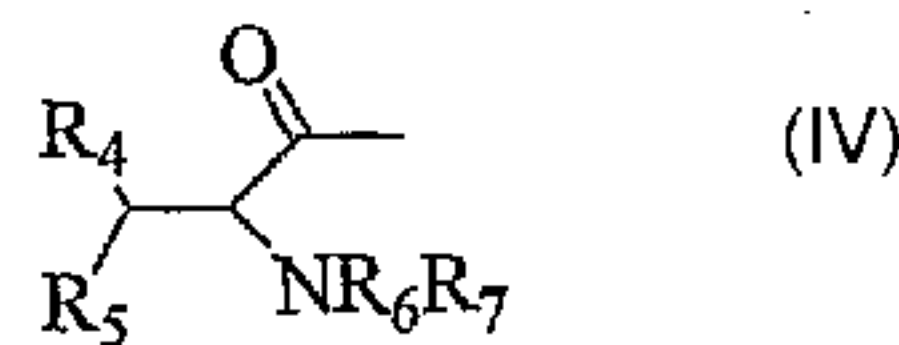
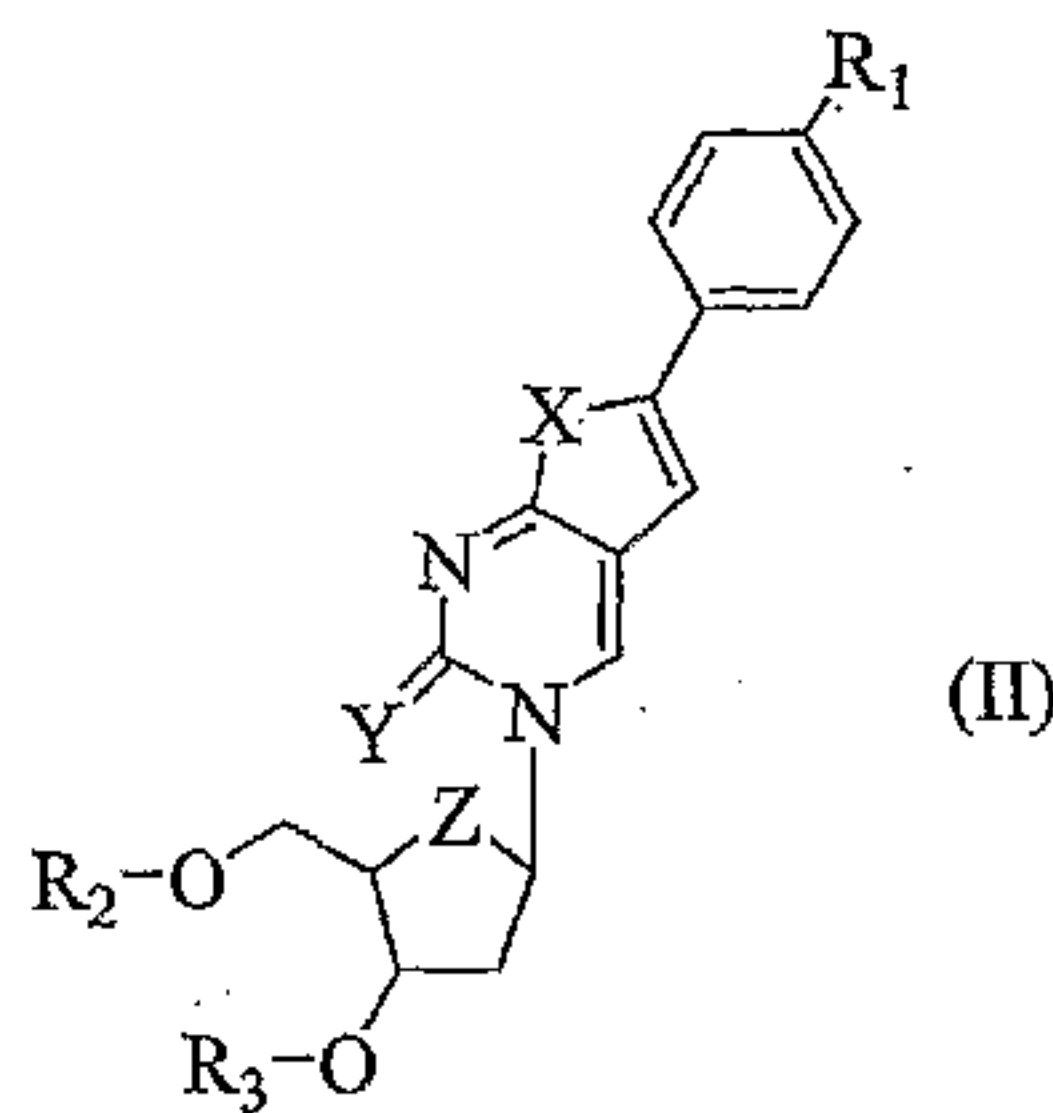
(75) Inventors/Applicants (for US only): MCGUIGAN, Christopher [GB/GB]; 2 Alfreda Road, Whitchurch, Cardiff CF4 2EH (GB). BALZARINI, Jan [BE/BE]; Kapeldreef 20, B-3001 Heverlee (BE). MIGLIORE, Marco [IT/GB]; Flat Ground Floor Rear, 13 Llanbleddian Gardens, Cathays, Cardiff CF24 4AT (GB).

## Published:

— with international search report

For two-letter codes and other abbreviations, refer to the "Guidance Notes on Codes and Abbreviations" appearing at the beginning of each regular issue of the PCT Gazette.

## (54) Title: ANTI-VIRAL PYRIMIDINE NUCLEOSIDE DERIVATIVES



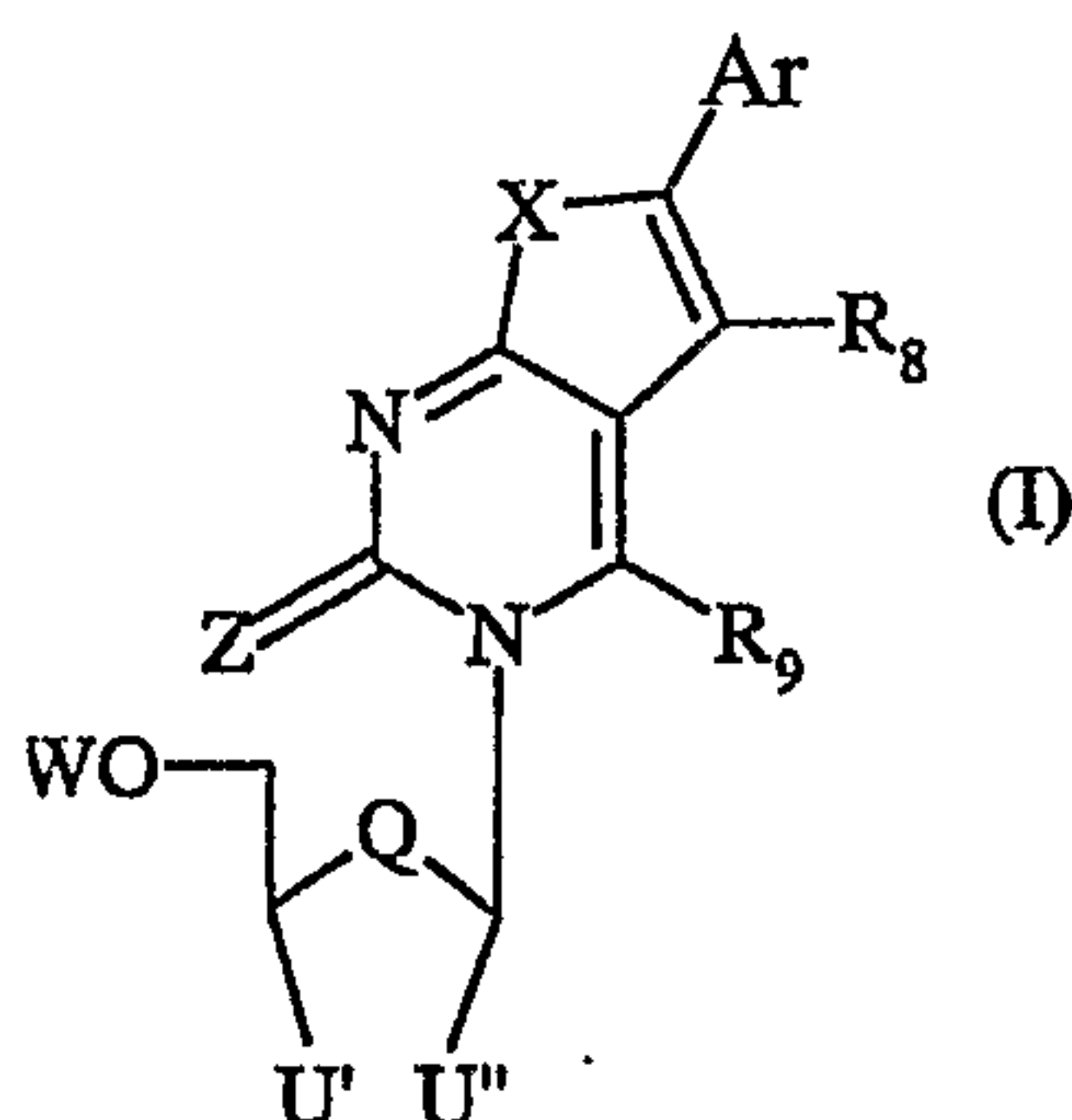
(57) Abstract: A compound for use in the treatment or prophylaxis of viral infections such, for example as chicken pox or shingles caused by the Varicella Zoster virus, said compound having the general formula (II): wherein X is O, S, NH or CH<sub>2</sub>, Y is O, S or NH, Z is O, S or CH<sub>2</sub>, R<sub>1</sub> is C<sub>1-6</sub> alkyl, preferably *n*-alkyl, e.g., *n*-pentyl or *n*-hexyl, and one of R<sub>2</sub> and R<sub>3</sub> is OH, and the other of R<sub>3</sub> and R<sub>2</sub> is a neutral, non-polar amino acid moiety, or a pharmaceutically acceptable salt or hydrate thereof. Said neutral, non-polar amino acid moiety R<sub>2</sub> or R<sub>3</sub> may be (IV): in which R<sub>4</sub>, R<sub>5</sub>, R<sub>6</sub> and R<sub>7</sub> are each independently H or C<sub>1-2</sub> alkyl. In preferred embodiments, one of R<sub>2</sub> or R<sub>3</sub> is valine, leucine, isoleucine or alanine, particularly valine.

WO 2007/129083 A1

## ANTI-VIRAL PYRIMIDINE NUCLEOSIDE DERIVATIVES

[0001] The present invention relates to ester derivatives of certain nucleoside analogues having therapeutic use in the prophylaxis and treatment of viral infections such, for example, as those caused by the Varicella Zoster virus (VZV). Varicella Zoster virus is the aetiological agent in chickenpox and shingles, which can cause considerable human illness and suffering. The invention also provides a pharmaceutical composition comprising such an ester derivative, and a method of treatment or prophylaxis of viral infection by administering such a derivative.

[0002] WO 01/83501 A1, the contents of which are incorporated herein by reference, describes certain nucleoside analogues with potent activity against Varicella Zoster virus (VZV), said nucleoside analogues having general formula (I):



wherein:

Ar is an optionally substituted, aromatic ring system, the aromatic ring system comprising one six-membered aromatic ring or two fused six-membered aromatic rings;

R<sub>8</sub> and R<sub>9</sub> are each independently selected from the group comprising hydrogen, alkyl, cycloalkyl, halogens, amino, alkylamino, dialkylamino, nitro, cyano, alkoxy, aryloxy, thiol, alkylthiol, arylthiol, aryl;

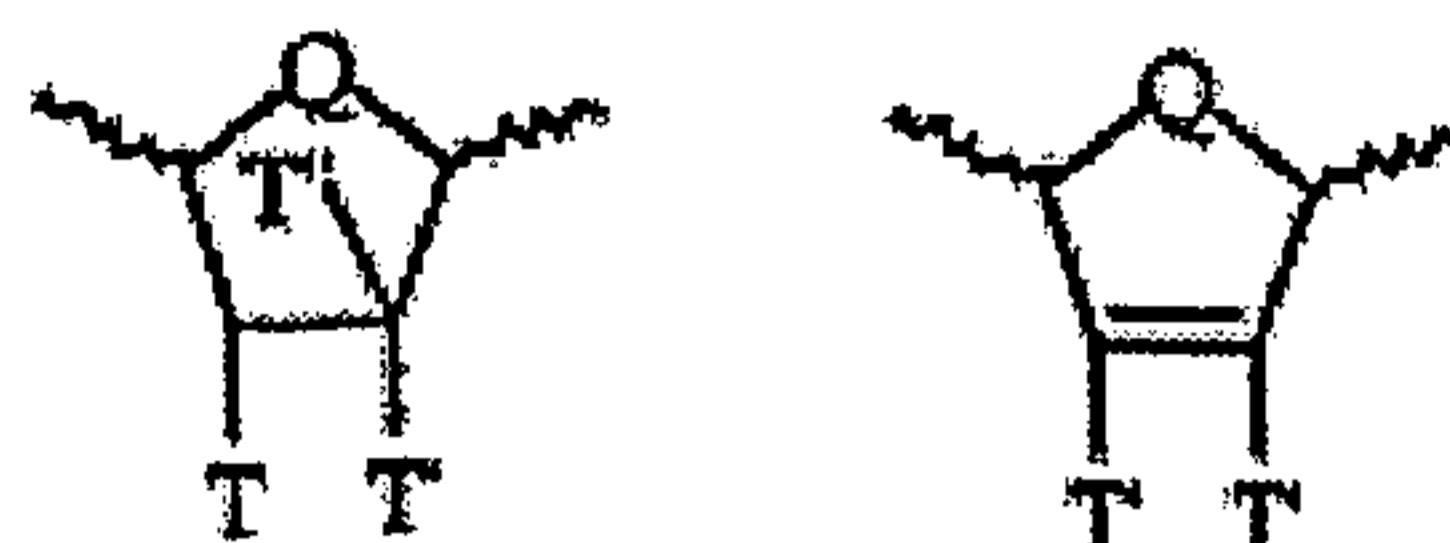
Q is selected from the group comprising O, S and CY<sub>2</sub>, where Y may be the same or different and is selected from H, alkyl and halogens;

X is selected from the group comprising O, NH, S, N-alkyl, (CH<sub>2</sub>)<sub>m</sub>, where m is 1 to 10, and CY<sub>2</sub> where Y may be the same or different and is selected from hydrogen, alkyl and halogens;

Z is selected from the group comprising O, S, NH, and N-alkyl;

U'' is H and U' is selected from H and CH<sub>2</sub>T, or U' and U'' are joined so as to form a ring moiety including Q wherein U'-U'' together is respectively selected from the group

comprising CTH-CT'T'' and CT'=CT', so as to provide ring moieties selected from the group comprising:



wherein T is selected from the group comprising OH, H, halogens, O-alkyl, O-acyl,  
5 O-aryl, CN, NH<sub>2</sub> and N<sub>3</sub>;

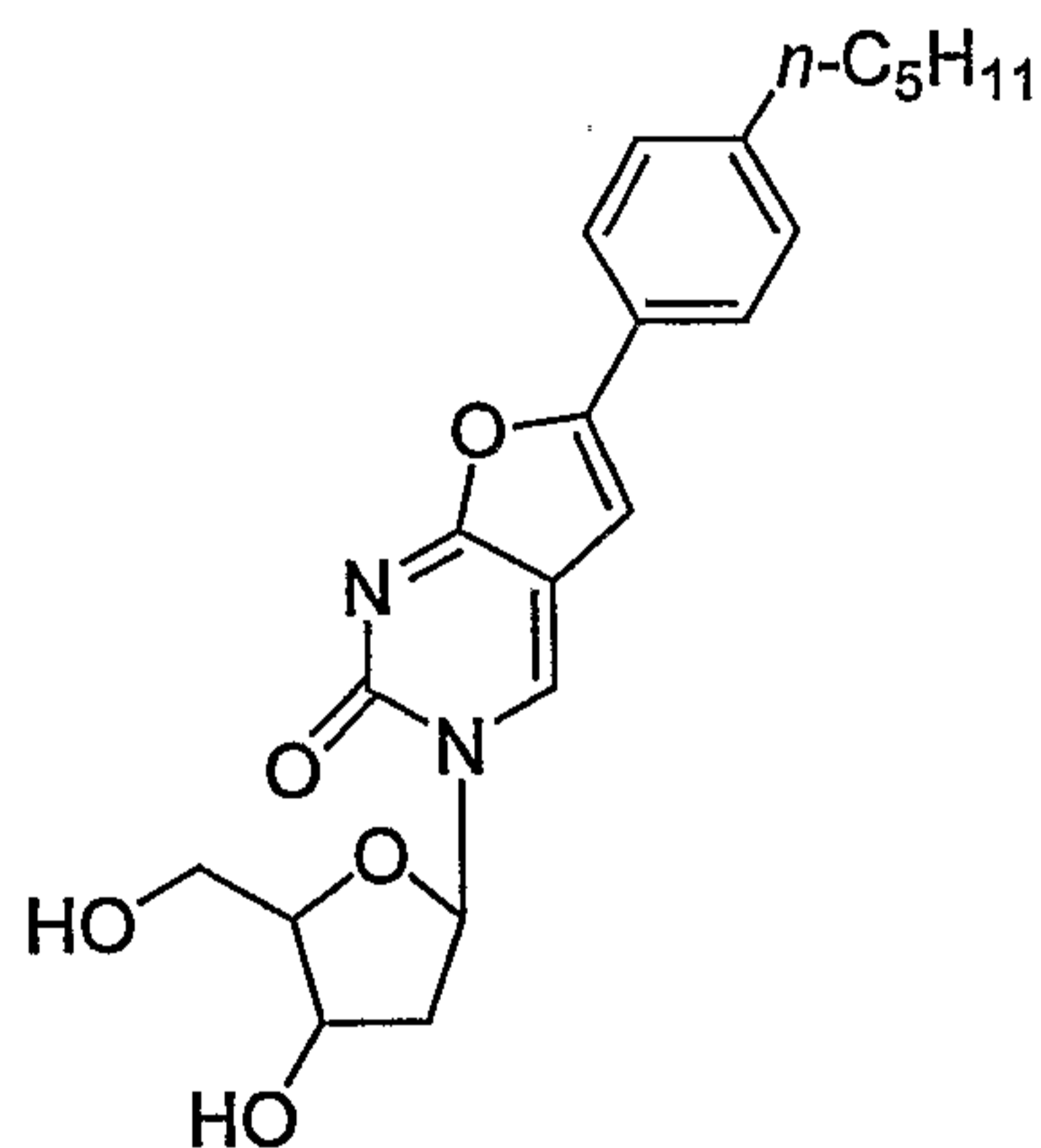
T' is selected from the group comprising H and halogens and, where more than one T' is present, they may be the same or different;

T'' is selected from the group comprising H and halogens; and

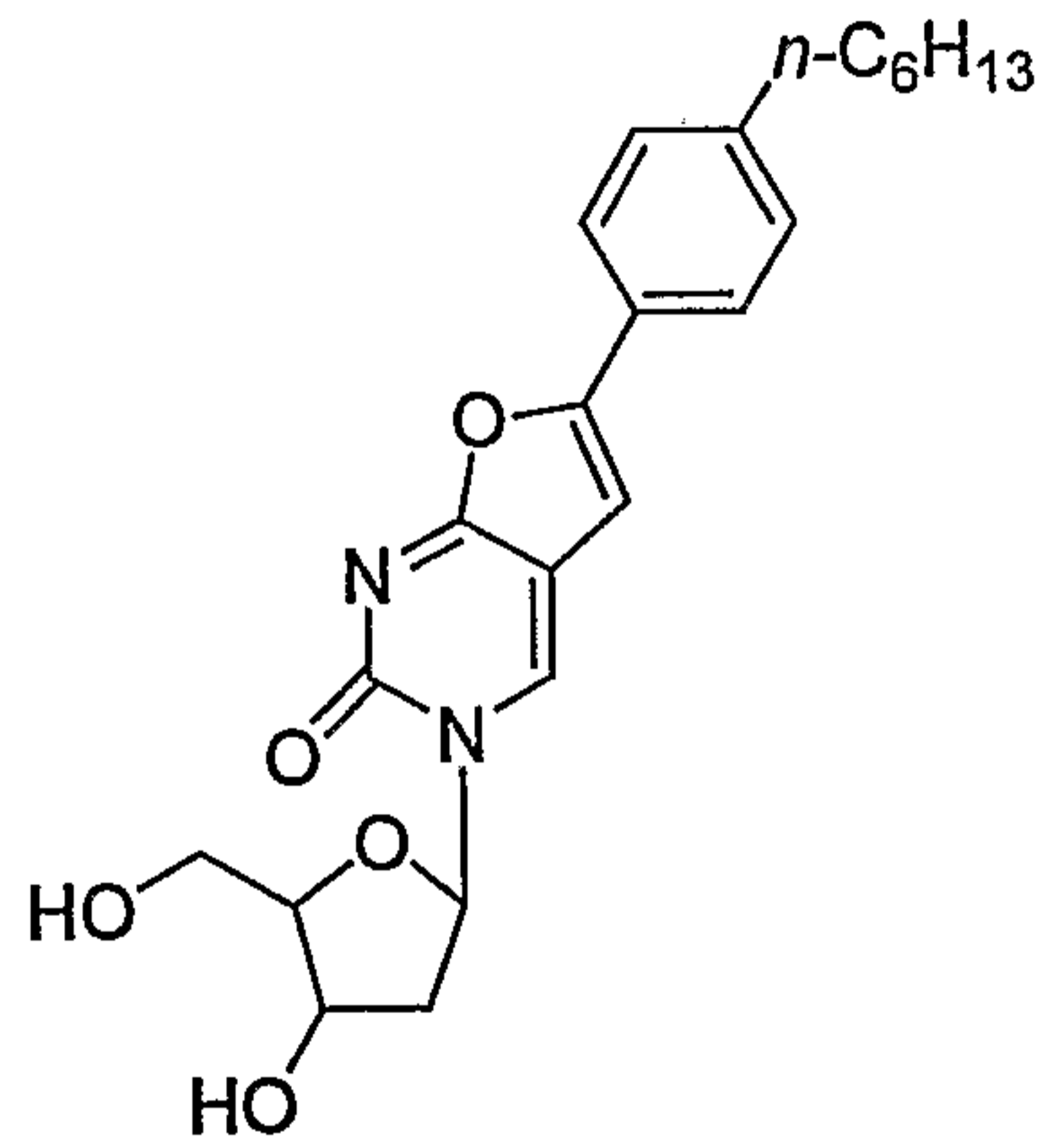
10 W is selected from the group comprising H, a phosphate group and a pharmacologically acceptable salt, derivative or pro-drug thereof;

with the proviso that when T is OAc and T' and T'' are present and are H, Ar is not 4-(2-benzoxazolyl) phenyl.

[0003] Compounds 1 and 2 below are particularly preferred compounds according to  
15 WO 01/83501 A1:



Compound 1



Compound 2

20 [0004] An object of the present invention is to provide novel compounds for the treatment or prophylaxis of viral infections, especially those caused or exacerbated by the Varicella Zoster virus (VZV).

[0005] Another object of the present invention is to provide compounds for the treatment of such viral infections, said compounds having improved bioavailabilities.

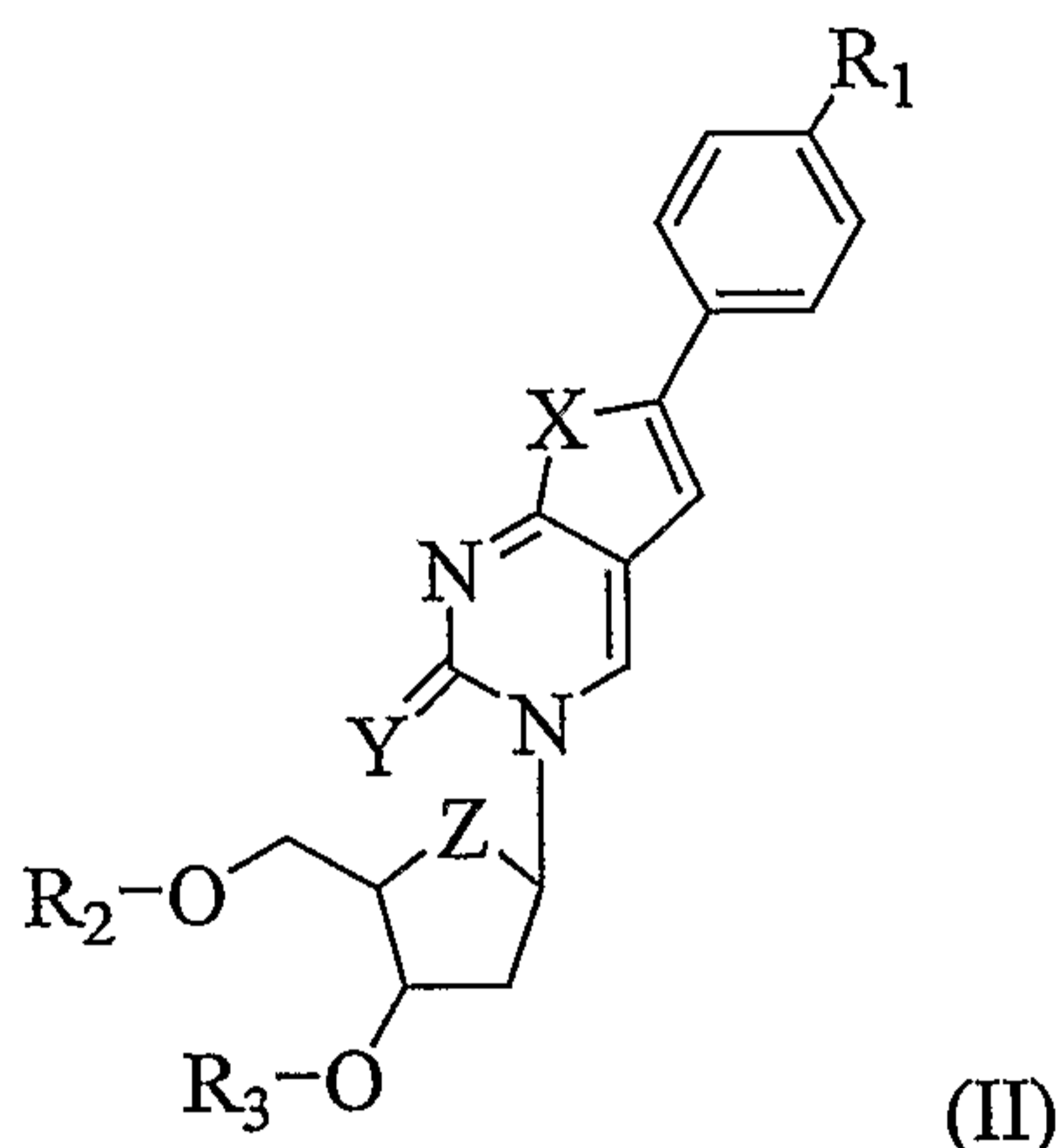
[0006] Yet another object of the present invention is to provide such compounds which have advantageous pharmacokinetic properties.

5

[0007] A different object of the present invention is to provide a method of making such compounds.

10

[0008] According to one aspect of the present invention therefore there is provided a compound of general formula (II):



wherein X is O, S, NH or CH<sub>2</sub>,

Y is O, S or NH,

15

Z is O, S or CH<sub>2</sub>,

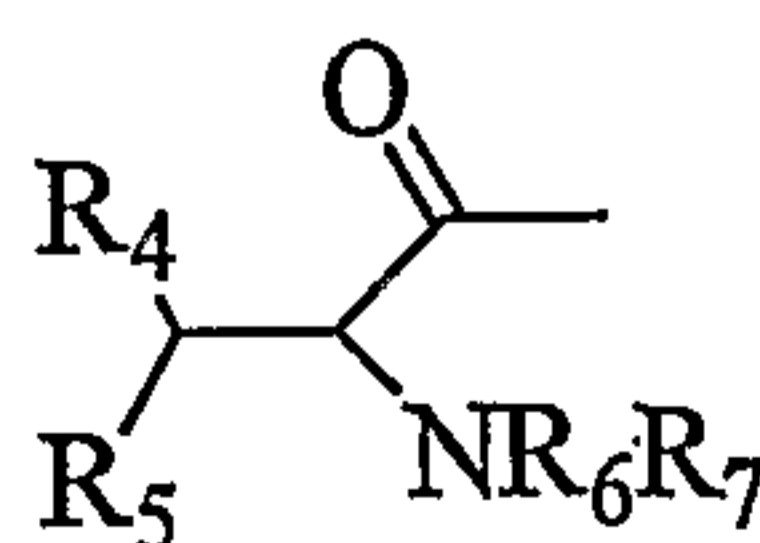
R<sub>1</sub> is C<sub>1-6</sub> alkyl, preferably *n*-alkyl, e.g., *n*-pentyl or *n*-hexyl, and

one of R<sub>2</sub> and R<sub>3</sub> is OH, and the other of R<sub>3</sub> and R<sub>2</sub> is a neutral, non-polar amino acid moiety,

or a pharmaceutically acceptable salt or hydrate thereof.

20

[0009] Preferably said neutral, non-polar amino acid moiety R<sub>2</sub> or R<sub>3</sub> is:



25

in which R<sub>4</sub>, R<sub>5</sub>, R<sub>6</sub> and R<sub>7</sub> are each independently H or C<sub>1-2</sub> alkyl.

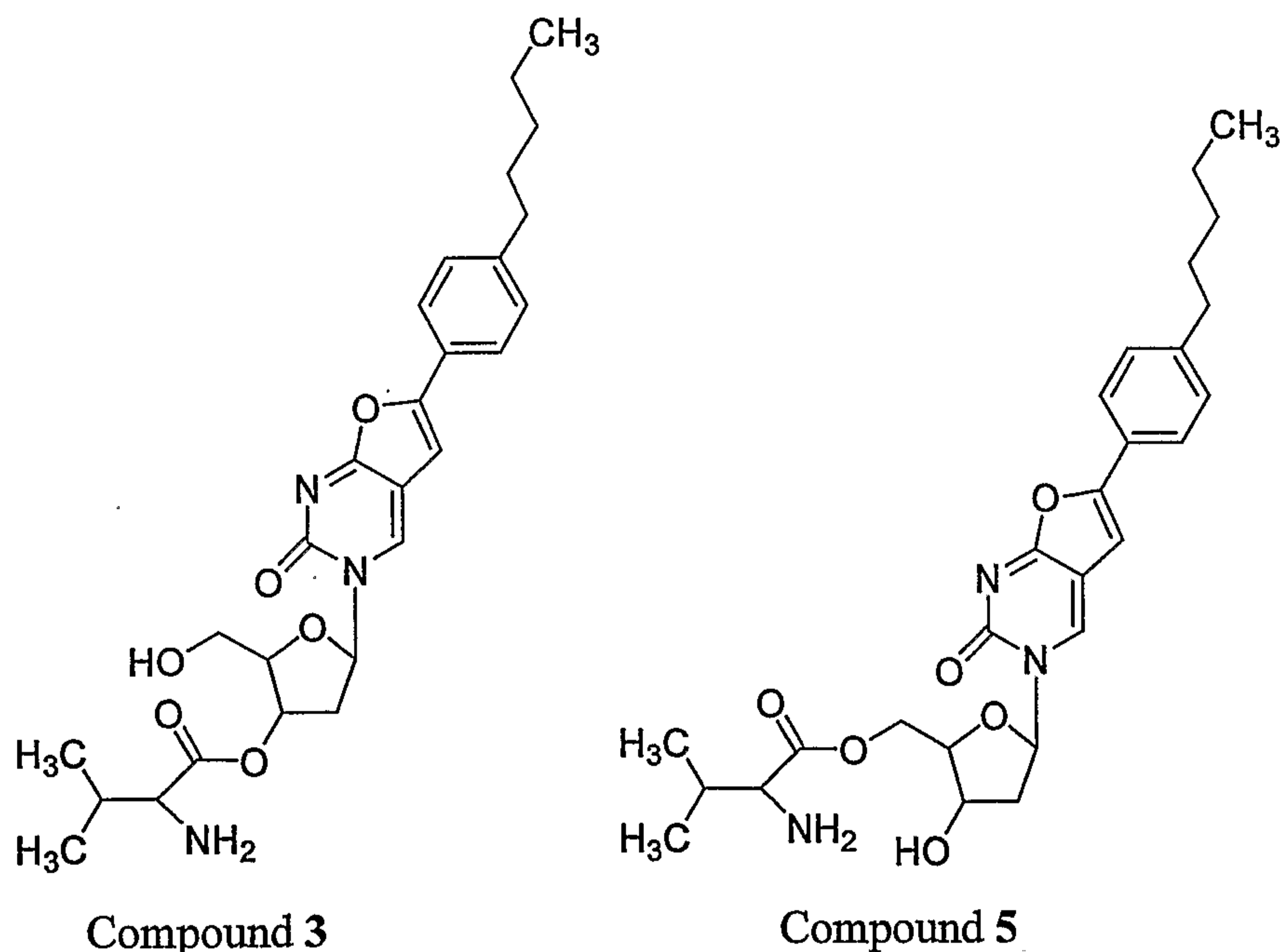
[0010]  $R_6$  and  $R_7$  are preferably both H.

[0011] In some embodiments, one of  $R_2$  or  $R_3$  may be valine, leucine, isoleucine or  
5 alanine. Preferably  $R_2$  or  $R_3$  is valine.

[0012] It is to be understood that the valine ester of the present invention may be either L-  
valine, D-valine or D,L-valine.

10 [0013] Further, X, Y and Z are preferably all O.

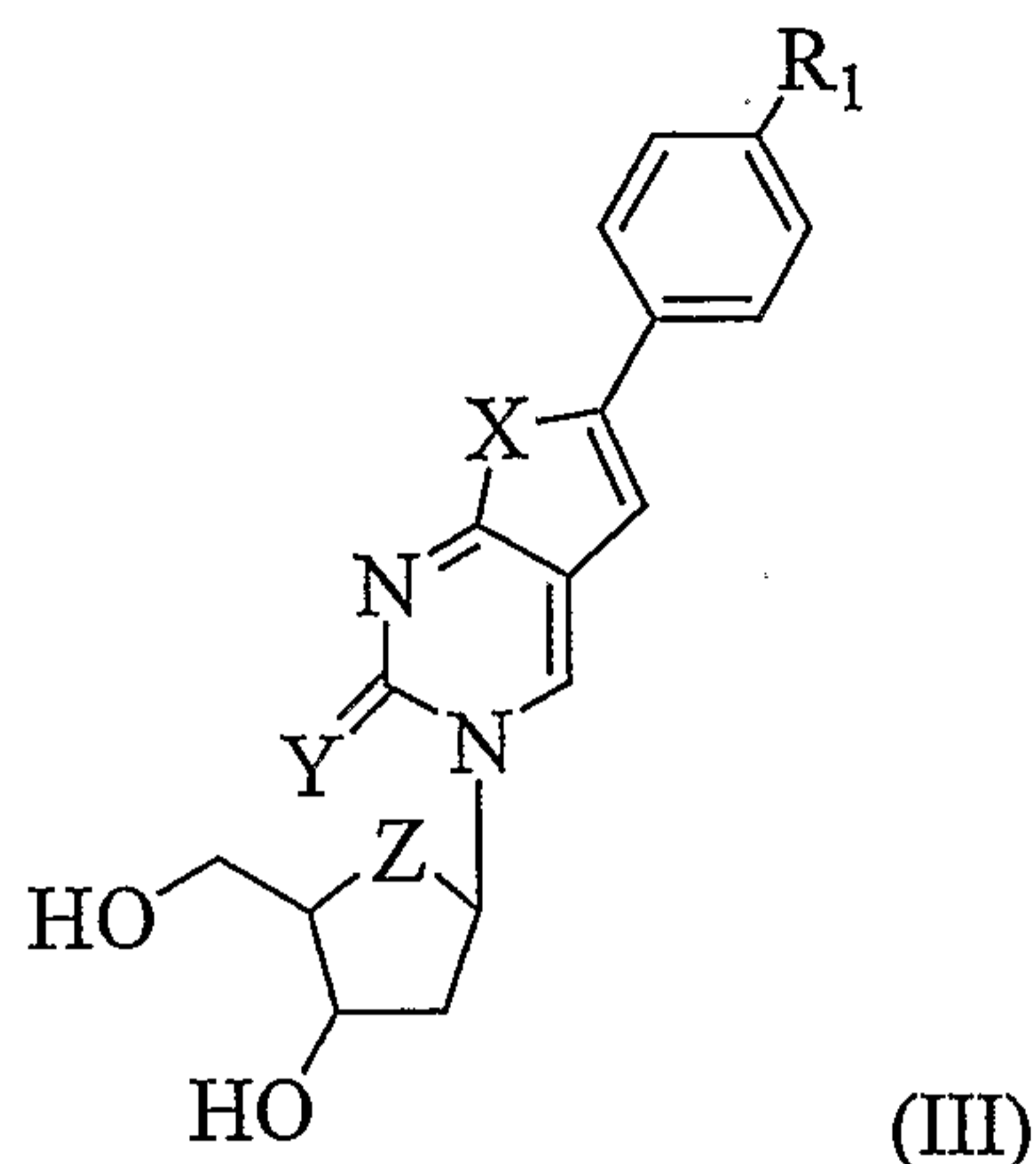
[0014] Particularly preferred compounds according to the present invention are



15

[0015] It will be appreciated that Compounds 3 and 5 are the valine esters of the 3'- and  
5'- hydroxy groups respectively of Compound 1.

[0016] According to a different aspect of the present invention there is provided a method of synthesising a compound of the invention, said method comprising esterifying a compound of formula (III):

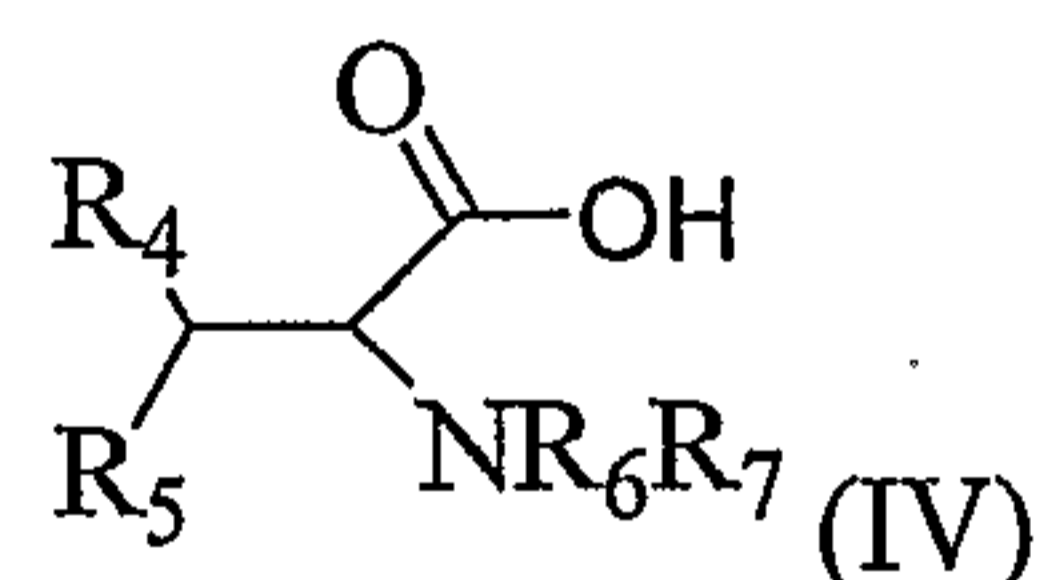


5

with a protected neutral, non-polar amino acid, wherein  $R_1$ , X, Y and Z are as defined above.

[0017] Preferably, said amino acid has the formula (IV):

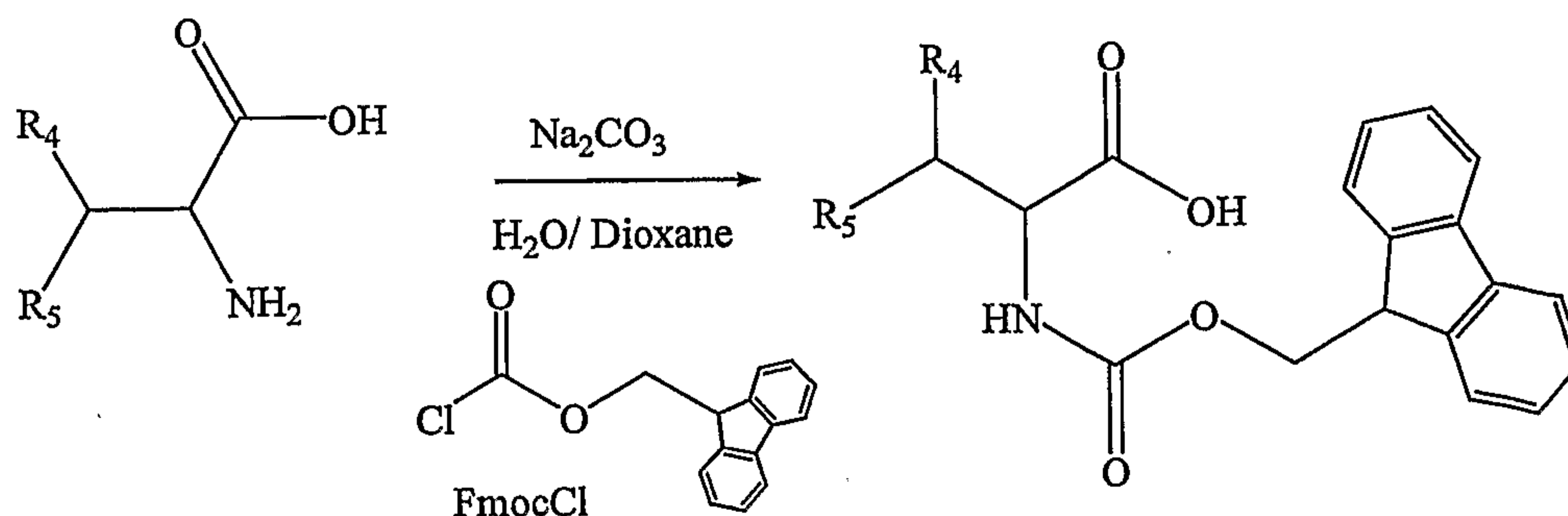
10



wherein  $R_4$ ,  $R_5$ ,  $R_6$  and  $R_7$  are as defined above.

15

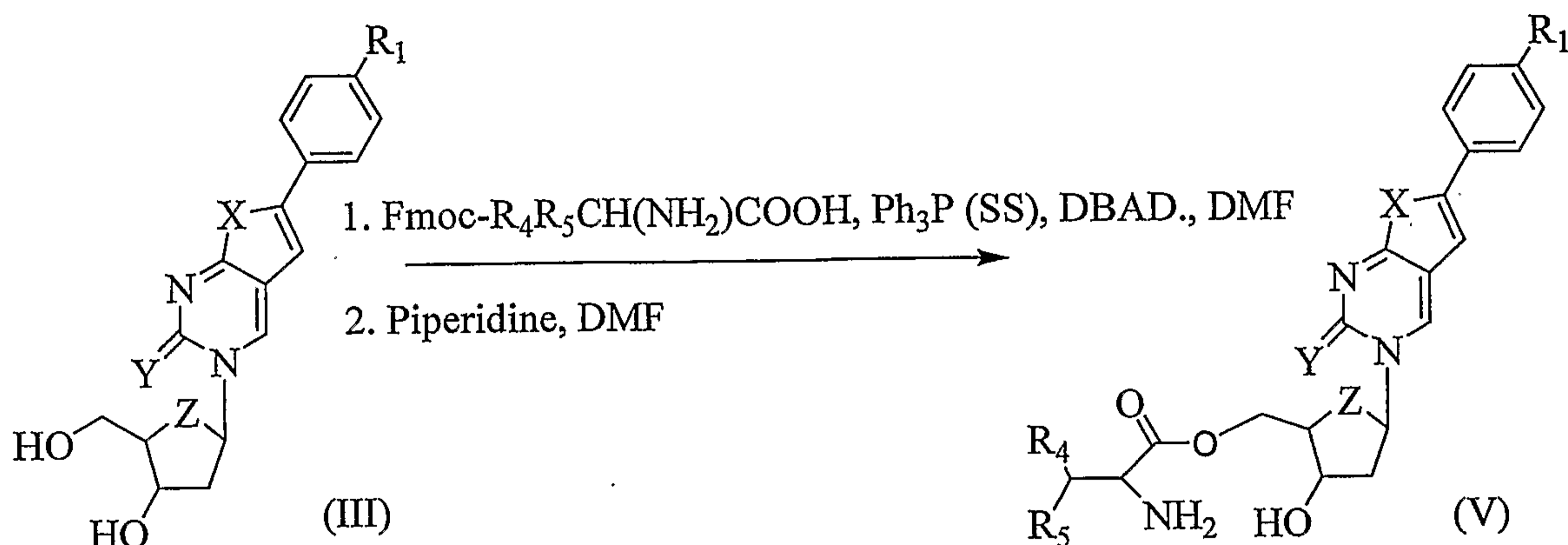
[0018] The  $\alpha$ -amino group is suitably protected during the esterification reaction. In some embodiments, where  $R_6$  and  $R_7$  are both H, said amino acid may be protected using a 3,9-fluorenylmethoxycarbonyl (Fmoc) protecting group. Other suitable protecting groups are known and available to those skilled in the art.



20

[0019] The Fmoc group may be introduced under Schotten-Baumen conditions. It is exceptionally stable towards acid. The cleavage of this group may be base catalysed (ammonia, piperidine, morpholine, DBU) undergoing an E1  $\beta$ -elimination mechanism.

5 [0020] The esterification is preferably carried out under Mitsunobu conditions<sup>1</sup>:



[0021] The hydrochloride salt may be prepared by treatment of the ester (V) with a solution of HCl in THF.

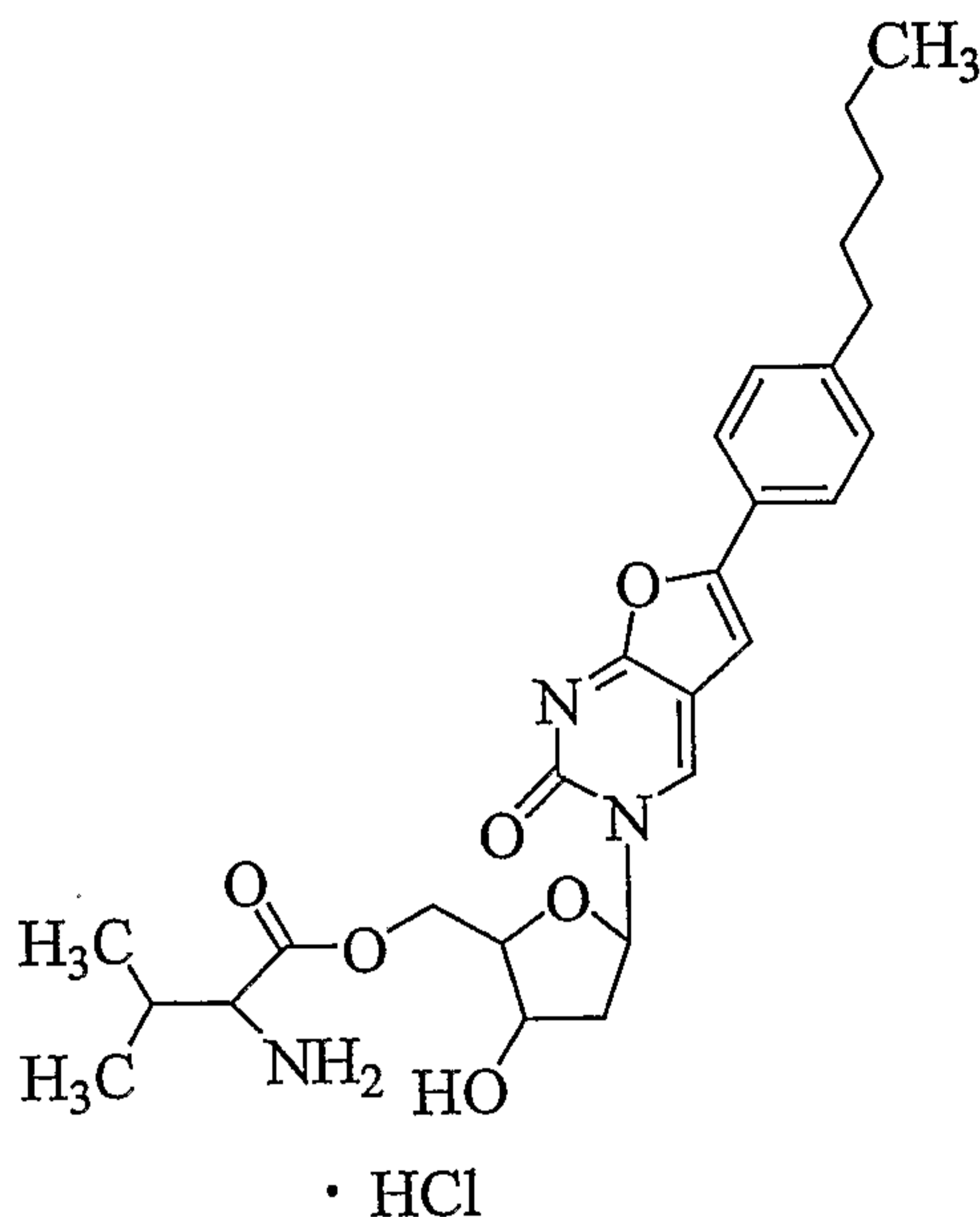
10

[0022] Preferably, R<sub>1</sub> is *n*-pentyl, X, Y and Z are all O, and R<sub>4</sub> and R<sub>5</sub> are both methyl.

<sup>1</sup> Mitsunobu, Synthesis, January 1981: 1-28



[0023] It has been found that the compounds of the present invention, and their hydrochloride salts, e.g., Compound 6 (see below), have advantageous pharmacokinetic (PK) properties and improved bioavailability as compared to Compound 1 of WO 01/83501 A1.



5

Compound 6

[0024] Bioavailability is often a key factor in the practical application of a drug as a therapeutic agent and compounds that demonstrate enhanced PK and/or solubility generally have improved potency *in vivo* over compounds with less favorable PK properties even though their *in vitro* potency may be similar. Such compounds, i.e., derivatives of known *in vitro* active compounds, are often referred to as prodrugs. Novel Compound 5 and its hydrochloride salt Compound 6, are examples of two such prodrugs.

15 [0025] Compounds 5 and 6 were tested for antiviral activity as described below and found to be active. In addition, a comparative study of the pharmacokinetic behaviour of Compounds 1 and 5 was conducted in a mouse model, demonstrating the improved bioavailability of Compound 5 compared to Compound 1.

20 [0026] According to another aspect of the present invention therefore there is provided a compound according to the present invention for use in a method of treatment, particularly the prophylaxis or treatment of a viral infection. In some embodiments, said compound

may be provided for use in the treatment or prophylaxis of an infection with the Varicella Zoster virus.

5 [0027] According to a yet another aspect of the present invention there is provided use of a compound according to the present invention in the manufacture of a medicament for the prophylaxis or treatment of viral infection, especially a viral infection caused by the Varicella Zoster virus, e.g., chicken pox or shingles.

10 [0028] According to yet another aspect of the present invention there is provided a method of prophylaxis or treatment of viral infection, said method comprising administration to a human or non-human animal patient in need of such treatment an effective dose of a compound according to the present invention.

15 [0029] According to a further aspect of the present invention there is provided a pharmaceutical composition comprising a compound of the present invention in combination with a pharmaceutically acceptable excipient. Medicaments embodying the present invention can be administered by oral, enteral or parenteral routes, including intravenous, intramuscular, intraperitoneal, subcutaneous, transdermal, airway (aerosol), rectal, vaginal and topical (including buccal and sublingual) administration.

20 [0030] For oral administration, compounds embodying the present invention will generally be provided in the form of tablets or capsules, as a powder or granules, or as an aqueous solution or suspension.

25 [0031] Tablets for oral use may include the active ingredient mixed with pharmaceutically acceptable excipients such as inert diluents, disintegrating agents, binding agents, lubricating agents, sweetening agents, flavouring agents, colouring agents and preservatives. Suitable inert diluents include sodium and calcium carbonate, sodium and calcium phosphate, and lactose, while corn starch and alginic acid are suitable  
30 disintegrating agents. Binding agents may include starch and gelatin, while the lubricating agent, if present, will generally be magnesium stearate, stearic acid or talc. If desired, the tablets may be coated with a material such as glyceryl monostearate or glyceryl distearate, to delay absorption in the gastrointestinal tract.

[0032] Capsules for oral use include hard gelatin capsules in which the active ingredient is mixed with a solid diluent, and soft gelatin capsules wherein the active ingredient is mixed with water or an oil such as peanut oil, liquid paraffin or olive oil.

5 [0033] Formulations for rectal administration may be presented as a suppository with a suitable base comprising for example cocoa butter or a salicylate.

[0034] Formulations suitable for vaginal administration may be presented as pessaries, tampons, creams, gels, pastes, foams or spray formulations containing in  
10 addition to the active ingredient such carriers as are known in the art to be appropriate.

[0035] For intramuscular, intraperitoneal, subcutaneous and intravenous use, compounds embodying the present invention will generally be provided in sterile aqueous solutions or suspensions, buffered to an appropriate pH and isotonicity. Suitable aqueous vehicles  
15 include Ringer's solution and isotonic sodium chloride. Aqueous suspensions embodying the invention may include suspending agents such as cellulose derivatives, sodium alginate, polyvinyl-pyrrolidone and gum tragacanth, and a wetting agent such as lecithin. Suitable preservatives for aqueous suspensions include ethyl and *n*-propyl  
20 *p*-hydroxybenzoate.

[0036] Compounds embodying the present invention can be presented as liposome formulations.

[0037] In general, a suitable dose will be in the range of 0.001 to 300 mg per kilogram  
25 body weight of the recipient per day, preferably in the range of 0.01 to 25 mg per kilogram body weight per day and most preferably in the range 0.05 to 10 mg per kilogram body weight per day. The desired dose is preferably presented as two, three, four, five or six or more sub-doses administered at appropriate intervals throughout the day. These sub-doses may be administered in unit dosage forms, for example, containing 0.1 to 1500 mg,  
30 preferably 0.2 to 1000 mg, and most preferably 0.5 to 700 mg of active ingredient per unit dosage form.

[0038] Following are various examples of the invention with reference to the accompanying drawings, from which examples further advantages and effects of the compounds of the invention will be apparent.

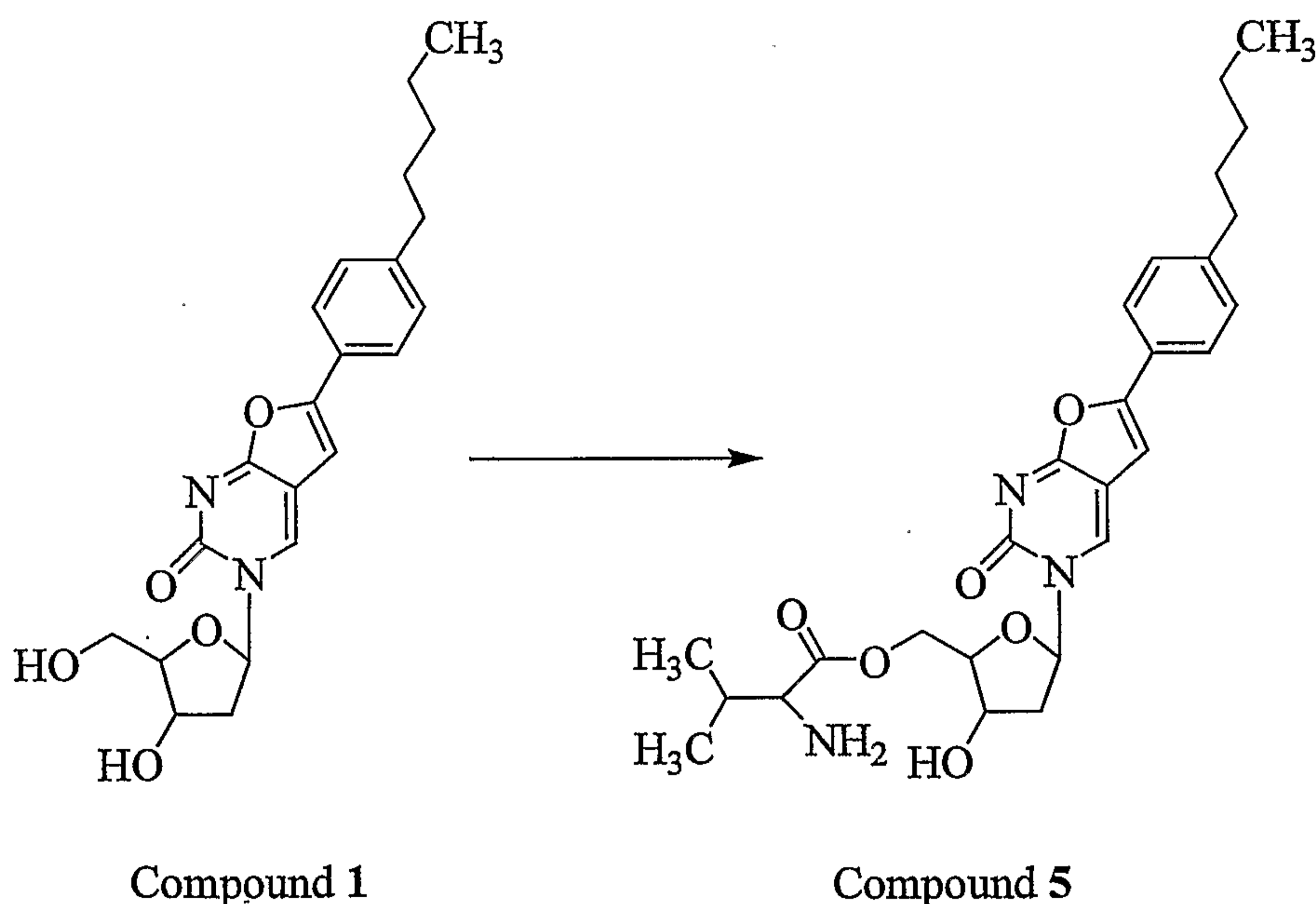
5 [0039] In the drawings the single Figure is a graph of Mean  $\pm$  SD Plasma Compound 1 (shown as relative peak area) in Female Mice After a Single Oral Gavage Dose of Compound 1 (25 mg/kg) or Compound 5 (31.25 mg/kg, equivalent to 25 mg/kg of Compound 1)

10 **Experimental procedures and biological results**

[0040] Preparation of compounds

**Example 1**

**Preparation of Compound 5; Formation of Valine ester**



15

[0041] Compound 1 (200 mg, 0.5 mmol, prepared as described in WO 01/83501 A1, Example 3, page 15) was dissolved in dry DMF (5mL), followed by the addition of polymer-bound triphenylphosphine [370 mg, 1.1 mmol, (3 mmol p/g resin)] and di-*tert*-butyl azodicarboxylate (DBAD) (231 mg, 1.0 mmol) to the mixture and stirred for 20

20 minutes. A solution of Fmoc-Val-OH (340 mg, 1.0 mmol) in DMF (5 mL) was added dropwise over a period of 30 minutes. The reaction mixture was stirred at room temperature under an argon atmosphere until complete disappearance of the starting material (overnight). The resin was filtered off and washed with ethyl acetate. Piperidine

(1 mL, 10 mmol) was added to the solution and stirred for 10 minutes. The solvent was removed under reduced pressure without warming over 35°C and the residue was dissolved in ethyl acetate (20 mL), washed with 10% NaHCO<sub>3</sub> (3 x 20 mL) and brine (2 x 20 mL). The final residue was purified by column chromatography (gradient CH<sub>2</sub>Cl<sub>2</sub> : MeOH 100% 98% 95% 90%), to give 137 mg of Compound 5 (55% yield) as a yellow solid.

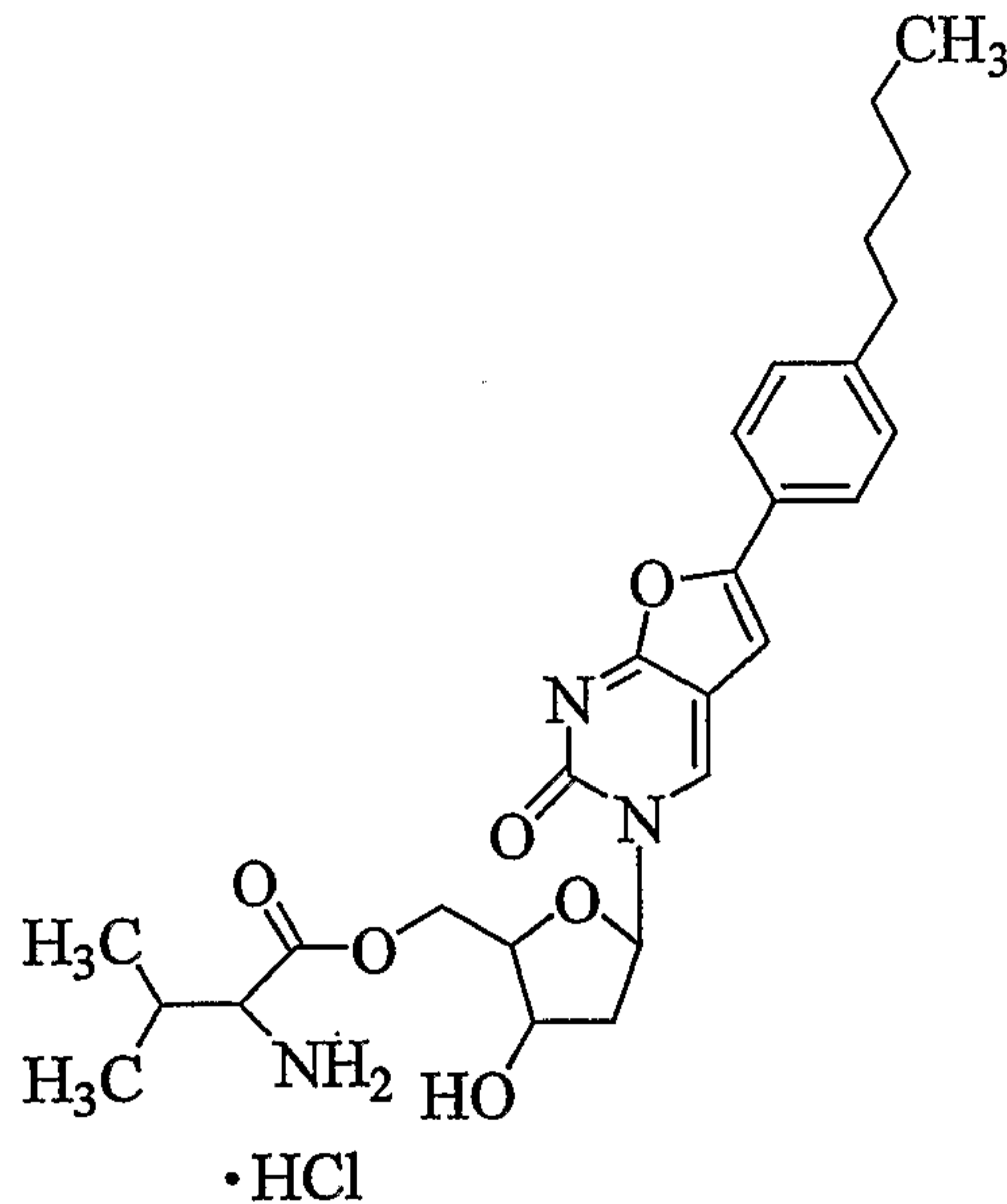
[0042] <sup>1</sup>H-NMR (CDCl<sub>3</sub>) δ : 8.3 (1H, s), 7.55 (2H, d), 7.15 (2H, d), 6.6 (1H, s), 6.25 (1H, t), 4.45-4.30 (4H, m), 3.23 (1H, d), 2.80 (1H, m), 2.53 (2H, t), 2.12 (1H, m), 1.97 (1H, m), 1.60 (2H, m), 1.24 (4H, m), 0.90-0.78 (9H, m).

[0043] <sup>13</sup>C-NMR (CDCl<sub>3</sub>) δ : 175.16, 171.62, 156.26, 154.89, 145.19, 135.29, 129.02, 125.69, 124.95, 108.60, 96.82, 88.73, 85.08, 70.90, 64.19, 60.19, 41.91, 35.82, 32.32, 31.44, 30.89, 22.50, 19.30, 17.24, 13.99.

15 [0044]

### Example 2

#### Preparation of Compound 6; Formation of the HCl salt



Compound 6

20 [0045] 300 mg of Compound 5 were dissolved in 3 mL of THF. Under vigorous stirring 2 mL of HCl 1M were added at 0 °C and the mixture were stirred for 10 minutes. The solvents were dried under reduce pressure to obtain 322 mg (100%) of yellow oil that solidified with addition of ether.

[0046]  $^1\text{H-NMR}$  ( $d_6$ -DMSO)  $\delta$  : 8.6 (4H, bs), 7.70 (2H, d), 7.30 (2H, d), 7.20 (1H, s), 6.22 (1H, t), 5.60 (1H, bs), 4.48 (2H, m), 4.30 (1H, m), 4.16 (1H, m), 3.98 (1H, m), 2.61 (2H, t), 2.44 (1H, m), 2.25 (1H, m), 2.18 (1H, m), 1.57 (2H, m), 1.32 (4H, m), 1.00-0.83 (9H, m).

5

[0047]  $^{13}\text{C-NMR}$  ( $d_6$ -DMSO)  $\delta$  : 171.13, 168.88, 153.97, 153.70, 144.18, 137.94, 129.04, 125.77, 124.58, 107.22, 98.75, 87.71, 84.13, 69.73, 65.26, 57.35, 40.18, 34.88, 30.88, 30.39, 29.38, 21.91, 18.26, 17.55, 13.90.

## 10 **Biological and Pharmacokinetic Studies**

[0048] In order to demonstrate the improved exposure profile of Compound **5**, several experiments were run using mouse animal models. Below are representative results

### 15 Pilot Comparative Virology Study with Compounds **1** and **5**

[0049] The objective of this pilot study was to compare the antiviral activity of Compounds **1** and **5** in HEL cells inoculated with the thymidine-kinase deficient Oka VZV strain. Antiviral activity was assessed as the ability of **1** or **5** to reduce viral plaque formation after incubation periods ranging from 3 to 7 days compared to untreated control  
20 cultures. Preliminary results of the antiviral efficacy studies showing comparable efficacy between the two compounds are shown in Table 4.2.

[0050] **Table 1: Preliminary Results Comparing Compound 1 and Compound 5 for Anti-Varicella Zoster Virus Activity in HEL Cells**

Compound	EC <sub>50</sub> in VZV OKA
1	0.007 $\mu$ M (2.8 ng/mL)
5	0.016 $\mu$ M (8.0 ng/mL)

Note: The molecular weight of Compound 5 is approximately 1.25 times that of Compound 1 due to the valine ester.

[0051] In conclusion, the results of these comparative pilot *in vitro* studies showed that Compound 5 has comparable *in vitro* antiviral activity to Compound 1.

#### 10 Nonclinical Pharmacokinetic Studies with Compound 5

[0052] A pilot study was conducted with Compounds 1 and 5 to compare the relative bioavailability of Compound 1 after oral dosing in mice. Two groups of female mice received equimolar doses of Compound 1 (25 mg/kg) or 5 (31.25 mg/kg; equivalent to 25 mg/kg of Compound 1) as a single oral gavage dose) formulated in 0.5% carboxymethylcellulose. The mice were serially sacrificed at time-points ranging from 0.25 to 3 hours post dosing (3 mice/time-point), and plasma samples were taken and analyzed for Compound 1 concentration using a non-validated HPLC method with fluorescence detection. Results are reported as relative peak areas for Compound 1, which assumes that peak area is directly proportional to concentration over these ranges of concentrations.

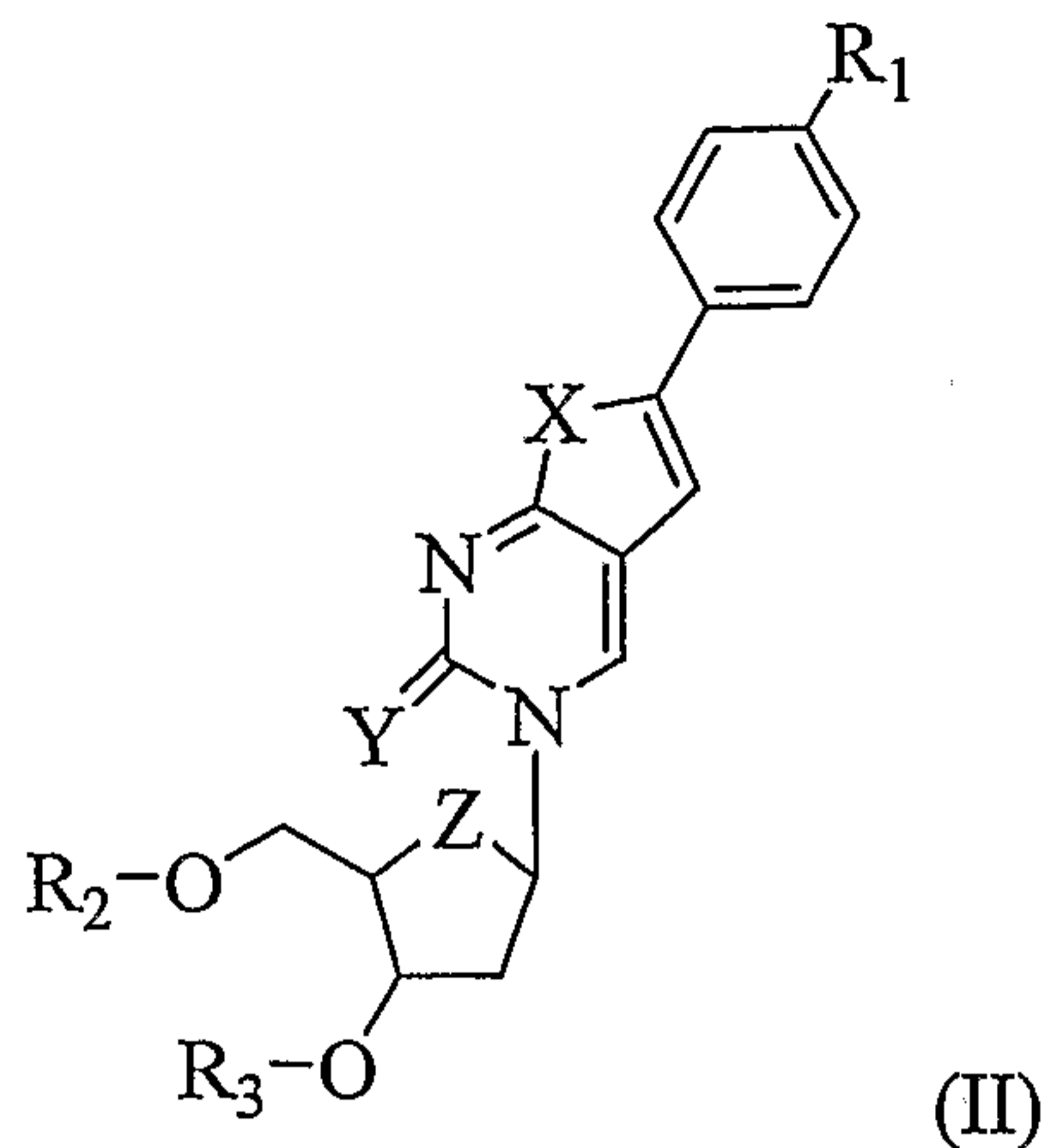
[0053] The results of this study are shown in the accompanying Figure. Plasma concentrations of Compound 1 were much higher in mice receiving Compound 5 compared to mice receiving Compound 1. Note that although these data do not provide absolute plasma concentrations of Compound 1, one can estimate from the peak areas that Compound 5 increases the oral bioavailability of Compound 1 by approximately 8.4 to 10 fold (e.g., the AUC is increased by ~840% and the C<sub>max</sub> is increased by ~1000%).

[0054] In conclusion, this data supports the hypothesis that Compound 5 is a prodrug of Compound 1, and greatly increases the oral bioavailability of Compound 1.



**Claims**

1. A compound of general formula (II):



wherein X is O, S, NH or CH<sub>2</sub>,

Y is O, S or NH,

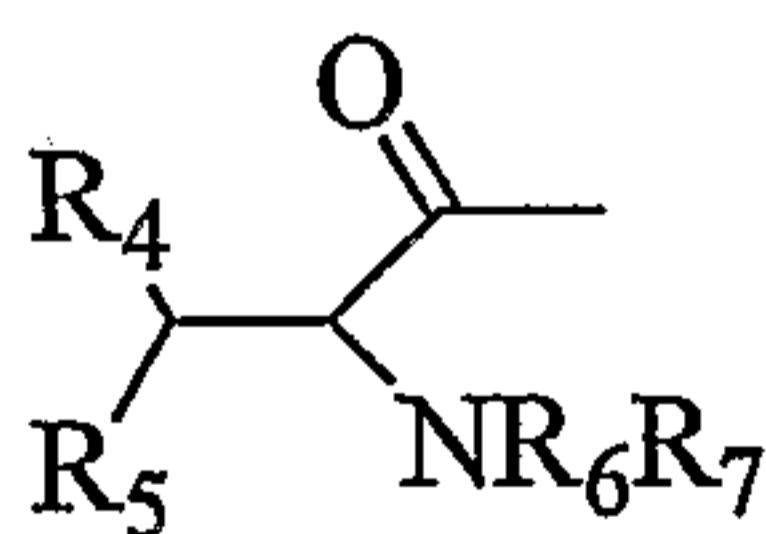
Z is O, S or CH<sub>2</sub>,

R<sub>1</sub> is C<sub>1-6</sub> alkyl, preferably *n*-alkyl, e.g., *n*-pentyl or *n*-hexyl, and

one of R<sub>2</sub> and R<sub>3</sub> is OH, and the other of R<sub>3</sub> and R<sub>2</sub> is a neutral, non-polar amino acid moiety,

or a pharmaceutically acceptable salt or hydrate thereof.

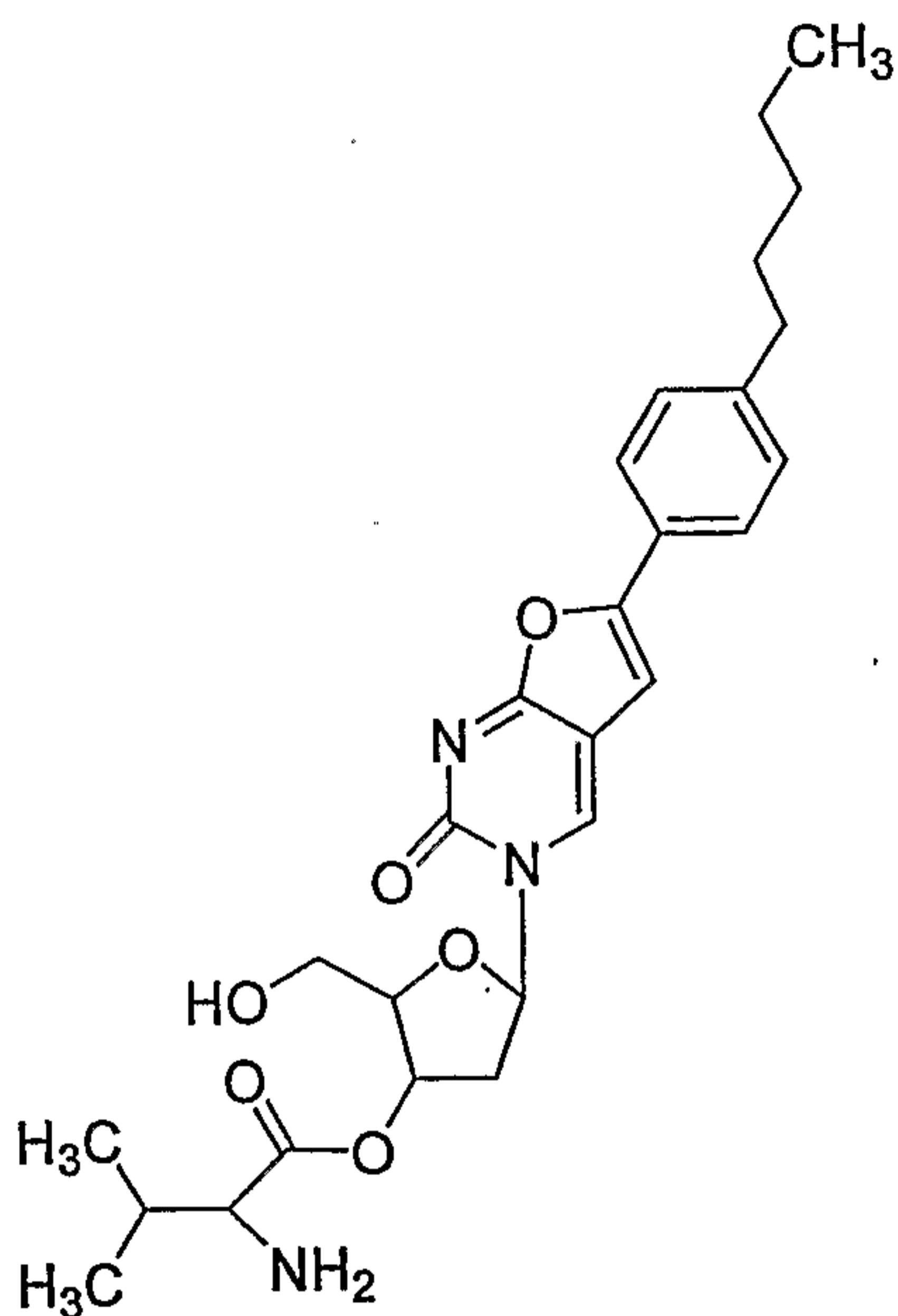
2. A compound as claimed in claim 1, wherein said neutral, non-polar amino acid moiety R<sub>2</sub> or R<sub>3</sub> is:



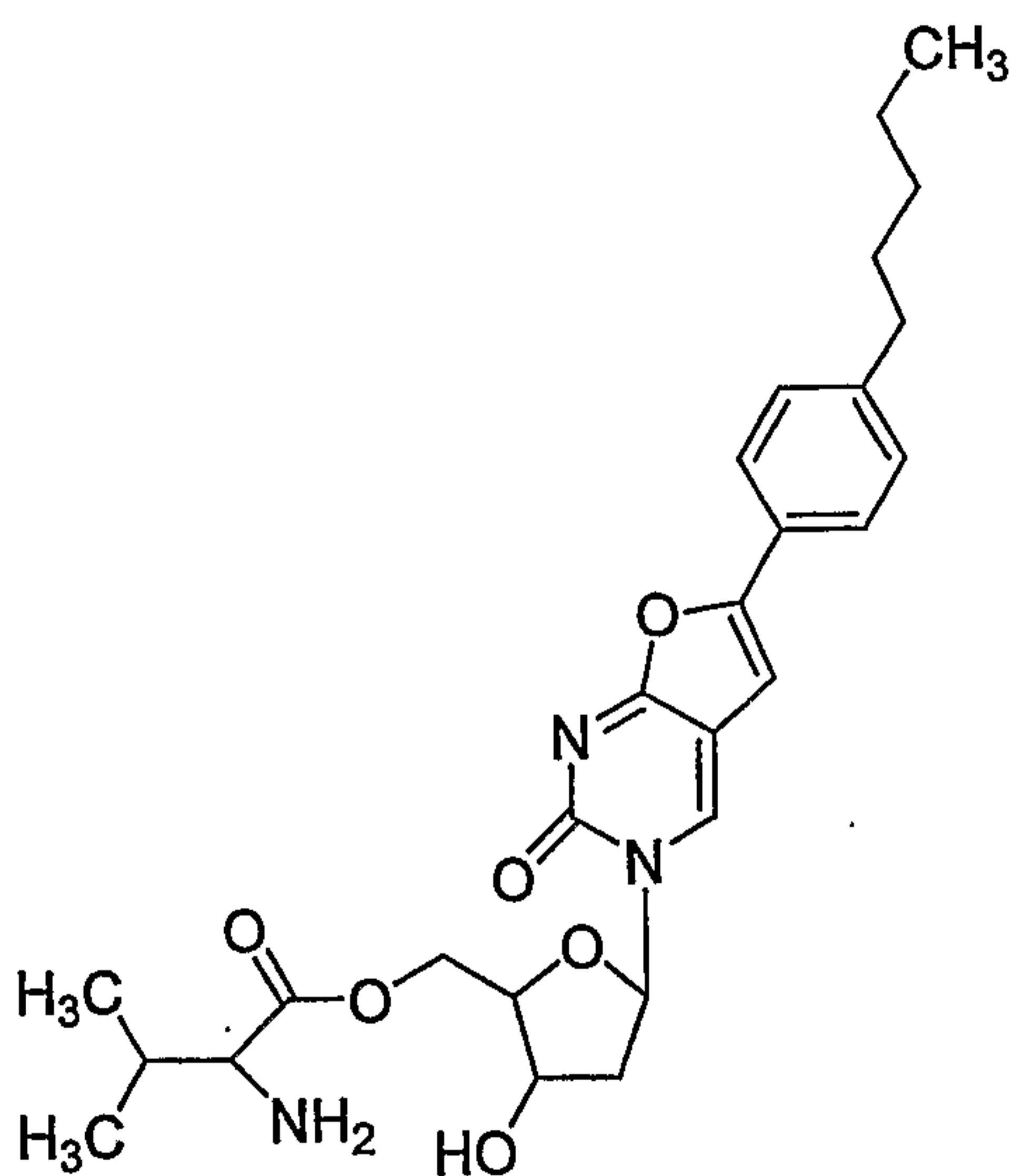
in which R<sub>4</sub>, R<sub>5</sub>, R<sub>6</sub> and R<sub>7</sub> are each independently H or C<sub>1-2</sub> alkyl.

3. A compound as claimed in claim 2, wherein R<sub>6</sub> and R<sub>7</sub> are both H.
4. A compound as claimed in claim 1, wherein one of R<sub>2</sub> or R<sub>3</sub> is valine, leucine, isoleucine or alanine.
5. A compound as claimed in claim 1 or claim 4, wherein R<sub>2</sub> or R<sub>3</sub> is valine.

6. A compound as claimed in claim 5, wherein said valine is L-valine, D-valine or D,L-valine.
7. A compound as claimed in any preceding claim, wherein X, Y and Z are preferably all O.
8. A compound as claimed in claim 1, which is:



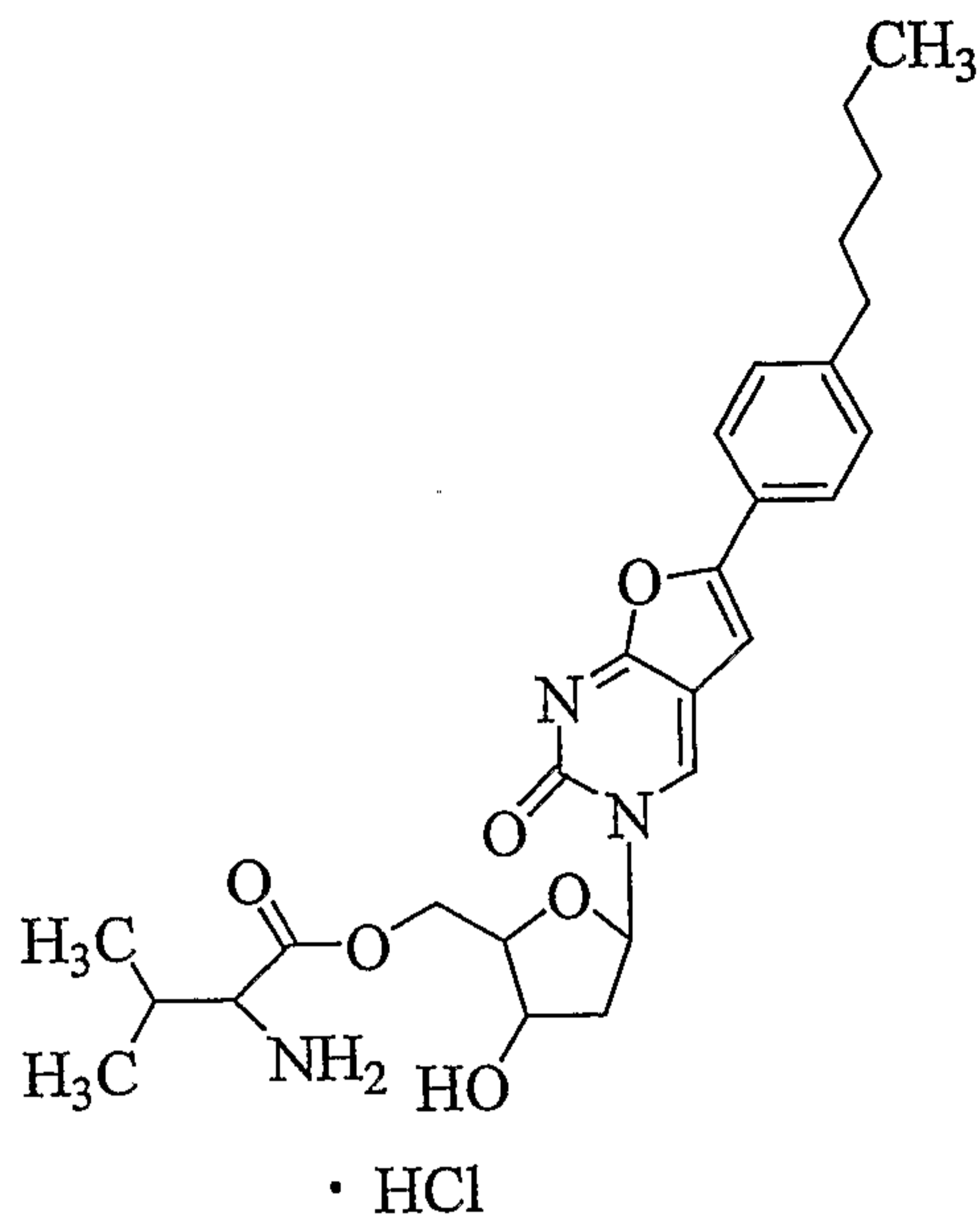
Compound 3,



Compound 5,

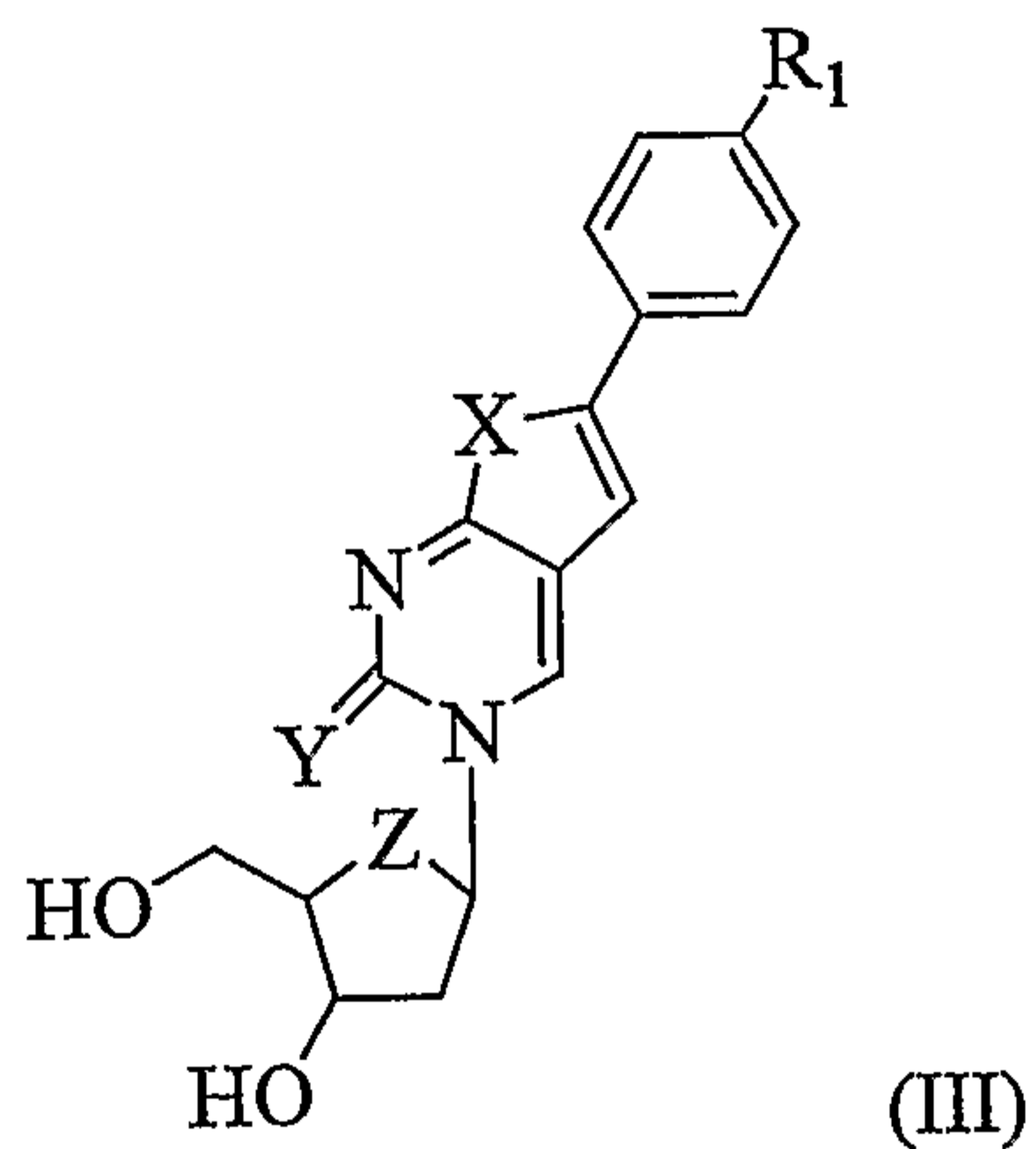
or the hydrochloride salt of Compound 3 or Compound 5.

9. A compound as claimed in any of claims 1, which is:



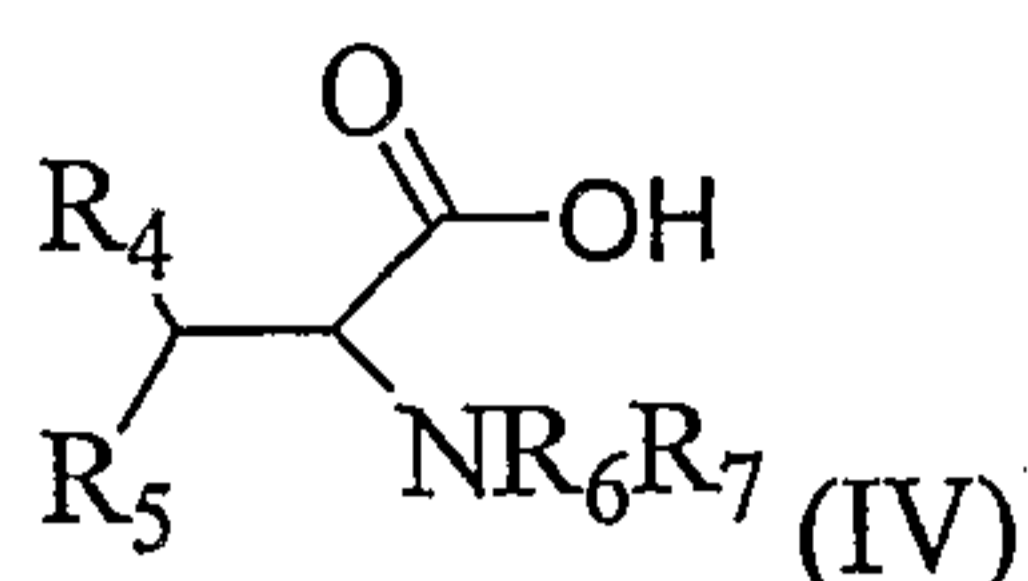
Compound 6

10. A method of synthesising a compound as claimed in any of claims 1-9, said method comprising esterifying a compound of formula (III):



with a protected neutral, non-polar amino acid, wherein R<sub>1</sub>, X, Y and Z are as defined in claim 1, and optionally thereafter reacting the resultant ester with acid to form a pharmaceutically acceptable salt.

11. A method as claimed in claim 10, wherein said amino acid has the formula (IV):



wherein R<sub>4</sub>, R<sub>5</sub>, R<sub>6</sub> and R<sub>7</sub> are as defined in claim 2.

12. A method as claimed in claim 11, wherein R<sub>6</sub> and R<sub>7</sub> are both H, and said α-amino group is protected during the esterification reaction by a 3,9-fluorenylmethoxycarbonyl (Fmoc) protecting group

13. A method as claimed in claim 10, claim 11 or claim 12, wherein said esterification is carried out under Mitsunobu conditions

14. A method as claimed in any of claims 10-13, further comprising treating the ester with a solution of HCl to form the hydrochloride salt.

15. A method as claimed in any of claims 10-14, wherein R<sub>1</sub> is *n*-pentyl or *n*-hexyl, X, Y and Z are all O, and R<sub>4</sub> and R<sub>5</sub> are both methyl.

16. A compound as claimed in any of claims 1-9 for use in a method of treatment of the human or animal body.

17. Use of a compound as claimed in any of claims 1-9 in the manufacture of a medicament for the prophylaxis or treatment of a viral infection.

18. A method of prophylaxis or treatment of viral infection, said method comprising administration to a human or non-human animal patient in need of such treatment an effective dose of a compound as claimed in any of claims 1-9.

20. A pharmaceutical composition comprising a compound as claimed in any of claims 1-9 in combination with a pharmaceutically acceptable excipient.

1/1

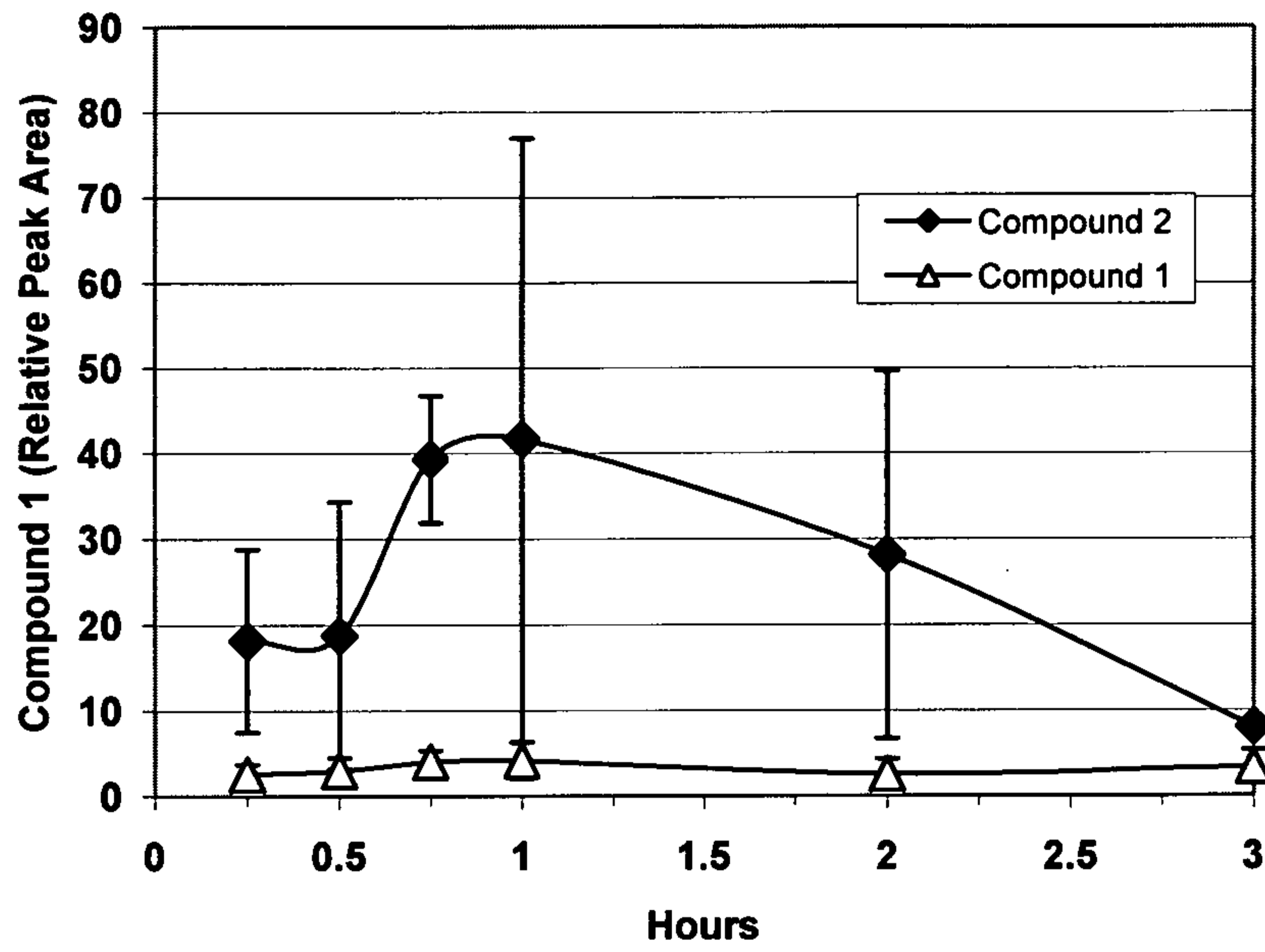


FIG. 1

