

[54] TRANSMITTER

[76] Inventor: Shoichi Ando, 3-3, 1-chome, Nakameguro, Meguro-ku, Tokyo, Japan

[**] Term: 14 Years

[21] Appl. No.: 57,035

[22] Filed: Jul. 12, 1979

[51] Int. Cl. D14-03

[52] U.S. Cl. D14/95; D14/70

[58] Field of Search D14/68, 70, 95; 334/85; 343/702; 455/89, 90, 128

[56] References Cited

U.S. PATENT DOCUMENTS

D. 238,704 2/1976 Ohta D14/70

D. 240,331 6/1976 Okada D14/68
D. 256,361 8/1980 Mishiro et al. D14/68
2,702,604 2/1955 Hocks et al. 343/702

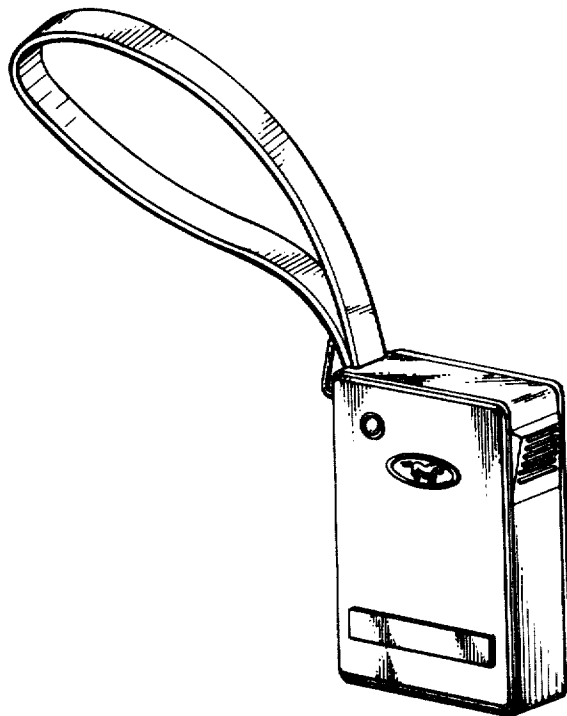
Primary Examiner—Peter M. Caun
Attorney, Agent, or Firm—Koda and Androlia

[57] CLAIM

The ornamental design for a transmitter, substantially as shown and described.

DESCRIPTION

FIG. 1 is a perspective view of a transmitter showing my new design;
FIG. 2 is a front elevational view thereof;
FIG. 3 is a left side elevational view thereof;
FIG. 4 is a right side elevational view thereof;
FIG. 5 is a rear elevational view thereof;
FIG. 6 is a top plan view thereof of FIG. 2; and
FIG. 7 is a bottom plan view thereof.



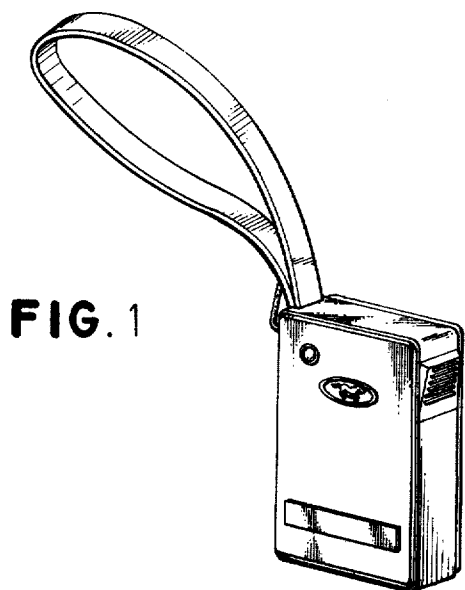


FIG. 3



FIG. 2

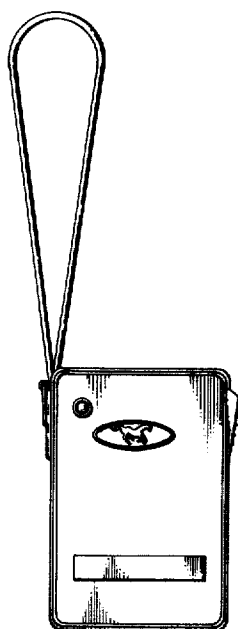


FIG. 4



FIG. 5

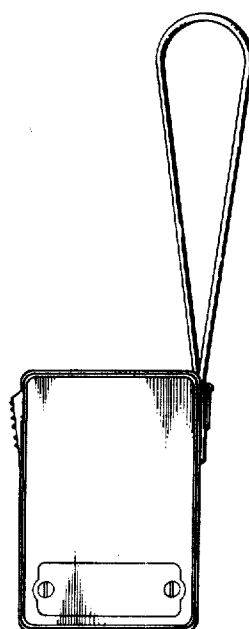


FIG. 6



FIG. 7

