



US00D441176S

(12) **United States Design Patent**
Dean

(10) **Patent No.:** **US D441,176 S**

(45) **Date of Patent:** **** May 1, 2001**

- (54) **SOLE**
- (75) **Inventor:** **Norman Dean**, Pleasant Valley, NY (US)
- (73) **Assignee:** **Footstar Corporation**, Mahwah, NJ (US)
- (**) **Term:** **14 Years**
- (21) **Appl. No.:** **29/114,662**
- (22) **Filed:** **Nov. 29, 1999**
- (51) **LOC (7) Cl.** **02-04**
- (52) **U.S. Cl.** **D2/959; D2/951; D2/953; D2/957**
- (58) **Field of Search** D2/902, 909, 911, D2/914, 916, 920, 946-948, 951-962, 964, 972, 977; 36/22 R, 24.5, 25 A, 25 R, 28, 29, 32 R, 43, 59 C, 59 R, 91, 102, 103, 116, 129

- D. 289,943 * 5/1987 Liebscher et al. D2/959
- D. 331,492 * 12/1992 Tonkel et al. D2/959
- D. 351,715 * 10/1994 Tonkel D2/951
- D. 356,671 * 3/1995 Blanchini D2/957
- D. 389,994 * 2/1998 Sessa D2/953
- D. 415,609 * 10/1999 Hlavacs D2/959
- D. 415,876 * 11/1999 Cahill D2/954
- D. 427,756 * 7/2000 Santa D2/955

* cited by examiner

Primary Examiner—Celia Murphy
(74) *Attorney, Agent, or Firm*—Seyfarth Shaw

(57) **CLAIM**

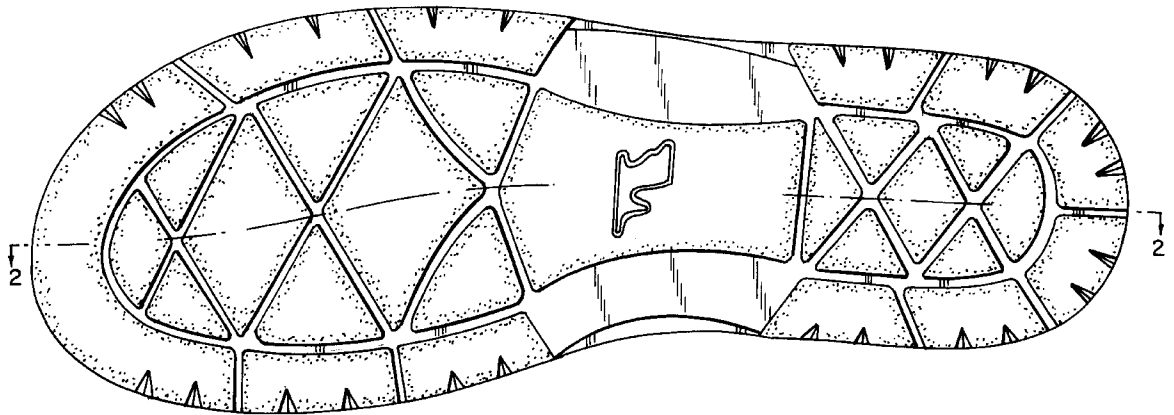
The ornamental design for the sole, as shown and described.

DESCRIPTION

FIG. 1 is a bottom plan view of the sole showing my new design;
FIG. 2 is a sectional view of FIG. 1 taken along the line 2—2 thereof;
FIG. 3 is a side elevation view of one side thereof;
FIG. 4 is a side elevation view of the other side thereof;
FIG. 5 is a front elevation view thereof; and,
FIG. 6 is a rear elevation view thereof.

- (56) **References Cited**
U.S. PATENT DOCUMENTS
D. 80,361 * 1/1930 Crowley D2/954
D. 247,658 * 4/1978 Keen D2/953

1 Claim, 2 Drawing Sheets



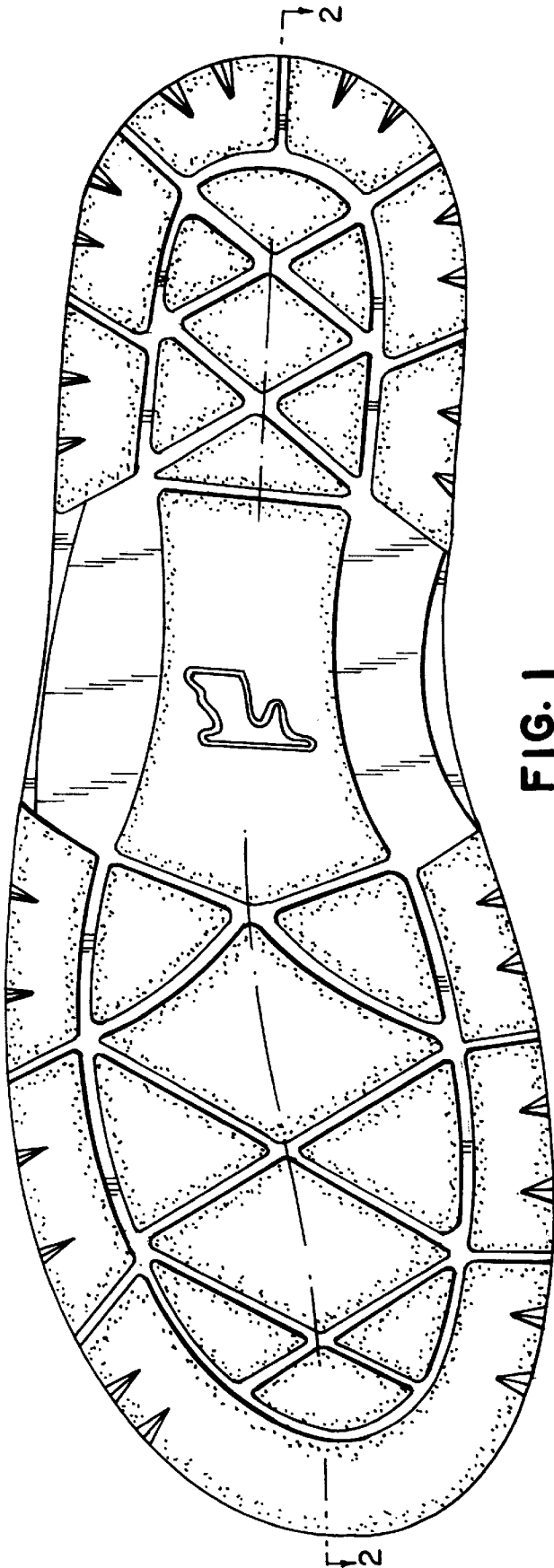


FIG. 1

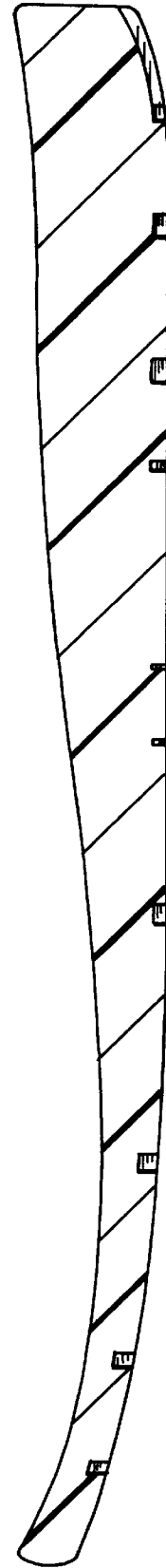


FIG. 2

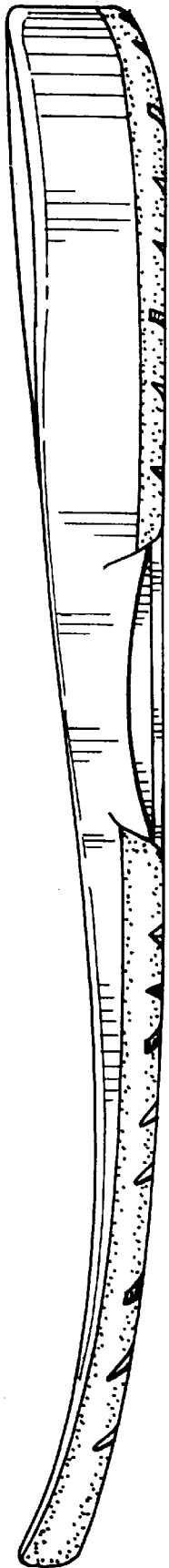


FIG. 3



FIG. 4




FIG. 5

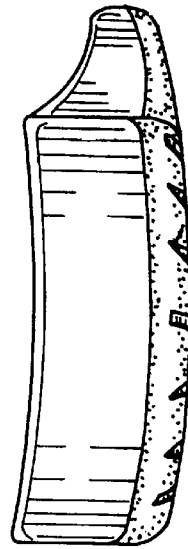


FIG. 6