



US00D737327S

(12) **United States Design Patent**
Wudyka et al.

(10) **Patent No.:** **US D737,327 S**

(45) **Date of Patent:** **** Aug. 25, 2015**

(54) **DISPLAY SCREEN WITH A TRANSITIONAL LEAK DETECTION ICON**

(71) Applicant: **Covidien LP**, Mansfield, MA (US)

(72) Inventors: **Scott Wudyka**, Marlboro, MA (US);
Jesse Denson, Lincoln, RI (US); **Daniel Patrick O’Sullivan, Jr.**, Mont Vernon, NH (US); **Heman Au**, Tempe, AZ (US)

(73) Assignee: **Covidien LP**, Mansfield, MA (US)

(**) Term: **14 Years**

(21) Appl. No.: **29/458,145**

(22) Filed: **Jun. 17, 2013**

(51) **LOC (10) Cl.** **14-04**

(52) **U.S. Cl.**

USPC **D14/495**

(58) **Field of Classification Search**

USPC D14/485–488, 489, 492, 494, 495
CPC G06F 3/04842; G06F 3/0482; G06F 3/04817; A61H 2205/106; A61H 2201/164
See application file for complete search history.

(56) **References Cited**

U.S. PATENT DOCUMENTS

4,702,232	A *	10/1987	Gardner et al.	601/152
5,307,791	A	5/1994	Senoue et al.	
5,368,549	A	11/1994	McVicker	
5,387,185	A	2/1995	Johnson, Jr. et al.	
5,389,065	A	2/1995	Johnson, Jr.	
5,413,142	A	5/1995	Johnson et al.	
5,435,009	A	7/1995	Schild et al.	
5,441,533	A	8/1995	Johnson et al.	
5,459,700	A	10/1995	Jacobs	
5,466,250	A	11/1995	Johnson, Jr. et al.	
5,492,133	A	2/1996	McVicker	
5,496,262	A	3/1996	Johnson, Jr. et al.	
5,577,998	A	11/1996	Johnson, Jr. et al.	
5,588,955	A	12/1996	Johnson, Jr. et al.	
5,656,226	A	8/1997	McVicker	

5,676,639	A	10/1997	Schild	
5,800,458	A	9/1998	Wingrove	
D399,501	S	10/1998	Arora et al.	
6,001,119	A	12/1999	Hampson et al.	
D418,498	S	1/2000	Leonard	
6,027,468	A	2/2000	Pick	
6,051,016	A	4/2000	Mesaros et al.	
6,080,120	A *	6/2000	Sandman et al.	601/152

(Continued)

Primary Examiner — Sheryl Lane

Assistant Examiner — Nicole Shiftlet

(74) *Attorney, Agent, or Firm* — John Paul Mello, Esq.

(57) **CLAIM**

The ornamental design for a display screen with a transitional leak detection icon, as shown and described.

DESCRIPTION

FIG. 1 is a front view of a display screen with a transitional leak detection icon showing the first image of a sequence.

FIG. 2 is a front view thereof showing the second image of the sequence.

FIG. 3 is a front view thereof showing the third image of the sequence.

FIG. 4 is a front view thereof showing the fourth image of the sequence.

FIG. 5 is a front view thereof showing the fifth image of the sequence.

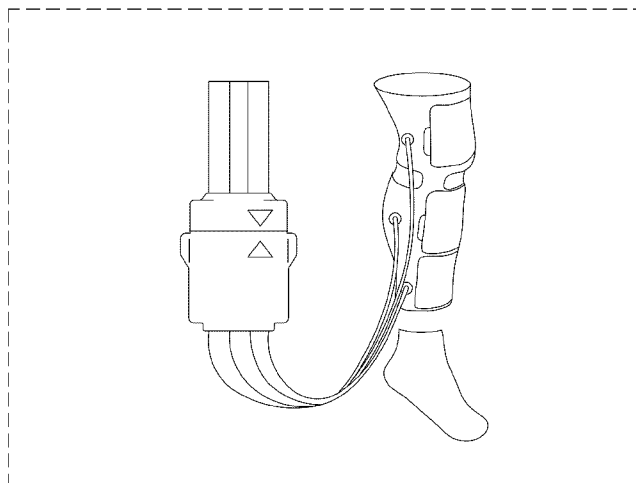
FIG. 6 is a front view thereof showing the sixth image of the sequence; and,

FIG. 7 is a front view thereof showing the seventh image of the sequence.

The broken lines showing the display screen are included for the purpose of illustrating environmental structure and form no part of the claimed design.

The appearance of the transitional image sequentially transitions between the images shown in FIGS. 1-7. The process or period in which one image transitions to another image forms no part of the claimed design.

1 Claim, 7 Drawing Sheets



(56)

References Cited

U.S. PATENT DOCUMENTS

RE37,338 E	8/2001	McVicker	7,591,796 B1	9/2009	Barak et al.	
6,322,530 B1	11/2001	Johnson, Jr. et al.	7,618,384 B2	11/2009	Nardi et al.	
6,368,357 B1	4/2002	Schon et al.	7,658,720 B2	2/2010	Johnson, III	
6,385,804 B1	5/2002	Barber et al.	D626,562 S	11/2010	Batchelder et al.	
6,387,065 B1	5/2002	Tumey	7,846,114 B2	12/2010	Webster et al.	
D462,362 S	9/2002	Sturm	D637,617 S	5/2011	Batchelder et al.	
D462,696 S	9/2002	Sturm	D637,618 S	5/2011	Batchelder et al.	
D462,698 S	9/2002	Sturm	8,083,763 B2	12/2011	McEwen et al.	
6,447,467 B1	9/2002	Barak	D660,316 S *	5/2012	Marchetti	D14/495
D464,060 S	10/2002	Sturm	D660,318 S *	5/2012	Marchetti	D14/495
6,463,934 B1	10/2002	Johnson, Jr. et al.	D660,873 S *	5/2012	Davydov et al.	D14/495
6,478,757 B1	11/2002	Barak	D661,319 S *	6/2012	Marchetti	D14/495
6,494,852 B1	12/2002	Barak et al.	D663,318 S *	7/2012	Marchetti	D14/495
6,514,200 B1	2/2003	Khoury	8,235,922 B2	8/2012	Rowe et al.	
6,592,534 B1	7/2003	Rutt et al.	8,394,043 B2 *	3/2013	Deshpande et al.	601/150
6,605,103 B2	8/2003	Hovanes et al.	8,460,224 B2 *	6/2013	Wilford et al.	601/151
6,755,798 B2	6/2004	McCarthy et al.	D692,459 S *	10/2013	Fripp et al.	D14/492
6,789,284 B2	9/2004	Kemp	2003/0216651 A1	11/2003	Burns et al.	
6,877,178 B2	4/2005	Chapman et al.	2005/0159690 A1	7/2005	Barak et al.	
7,001,384 B2	2/2006	Berish et al.	2011/0190675 A1	8/2011	Vess	
7,063,676 B2	6/2006	Barak et al.	2011/0282221 A1	11/2011	Sawanoi et al.	
7,076,993 B2	7/2006	Cook	2012/0083712 A1	4/2012	Watson et al.	
7,107,640 B2	9/2006	Chapman et al.	2012/0143069 A1	6/2012	Takeoka et al.	
D533,875 S	12/2006	Miles et al.	2012/0209153 A1	8/2012	Farrow et al.	
7,354,410 B2	4/2008	Perry et al.	2013/0184622 A1 *	7/2013	Farrow	601/149
			2013/0333368 A1 *	12/2013	Durfee et al.	60/370
			2014/0259260 A1 *	9/2014	Behrend et al.	2/22

* cited by examiner

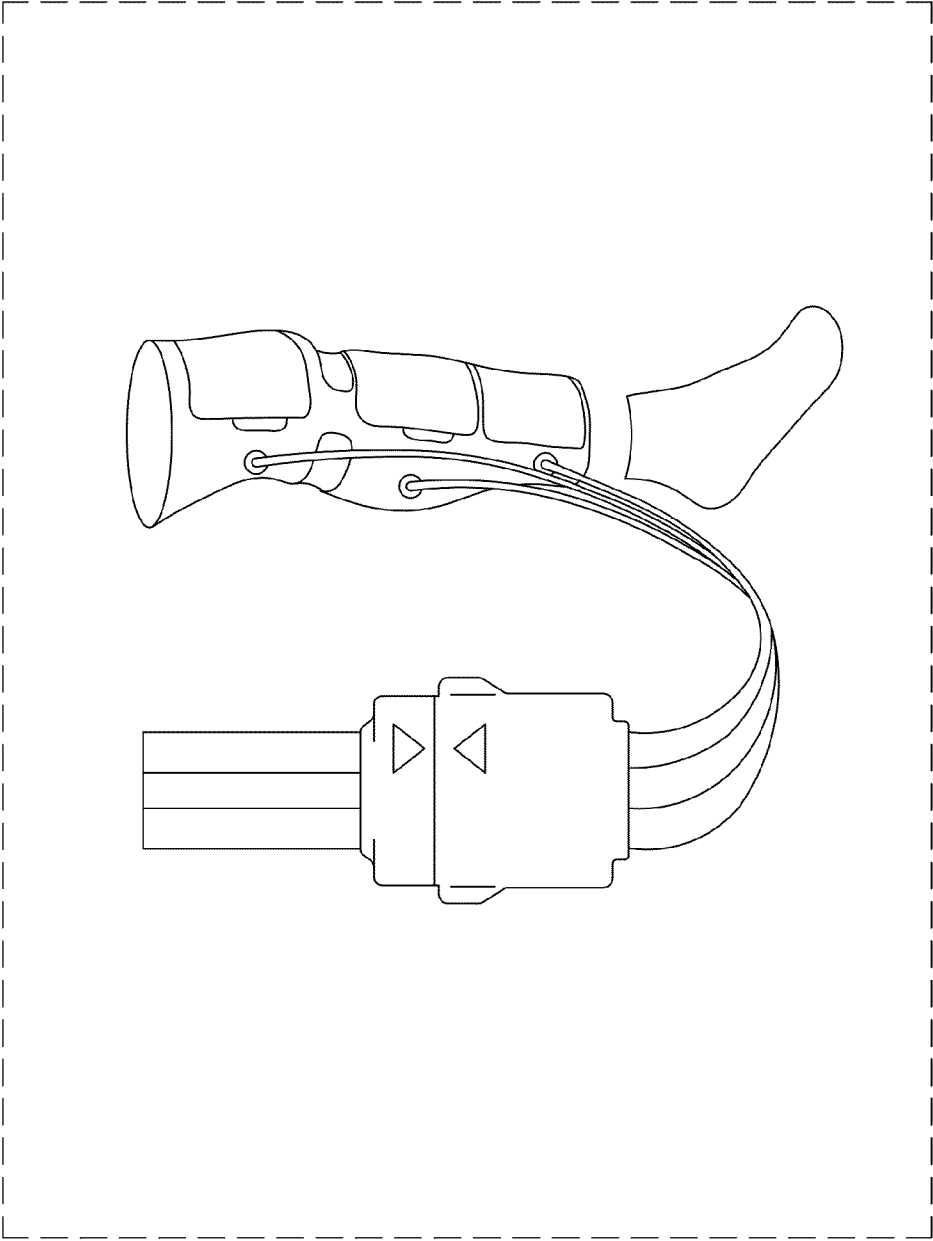


FIG. 1

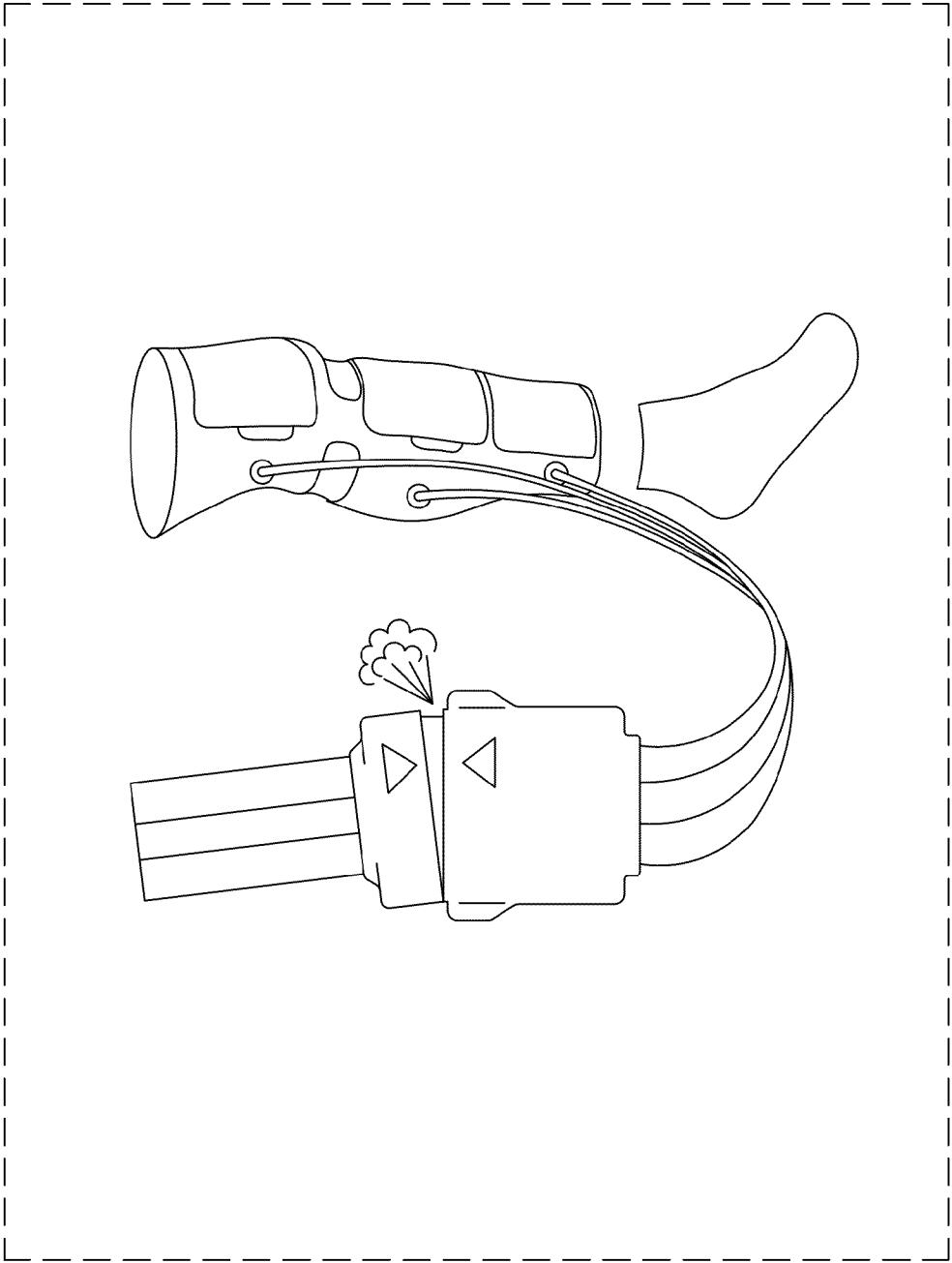


FIG. 2

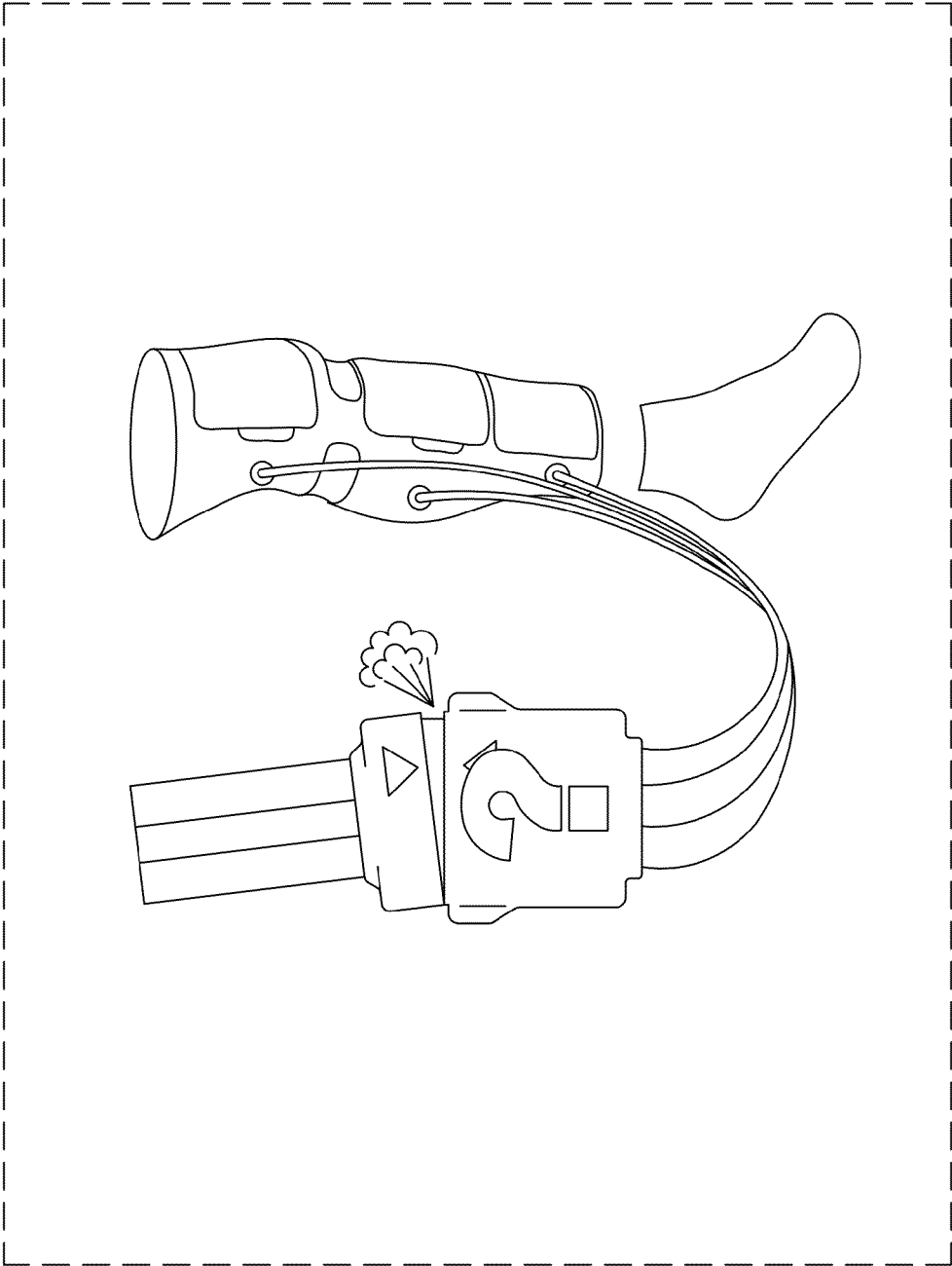


FIG. 3

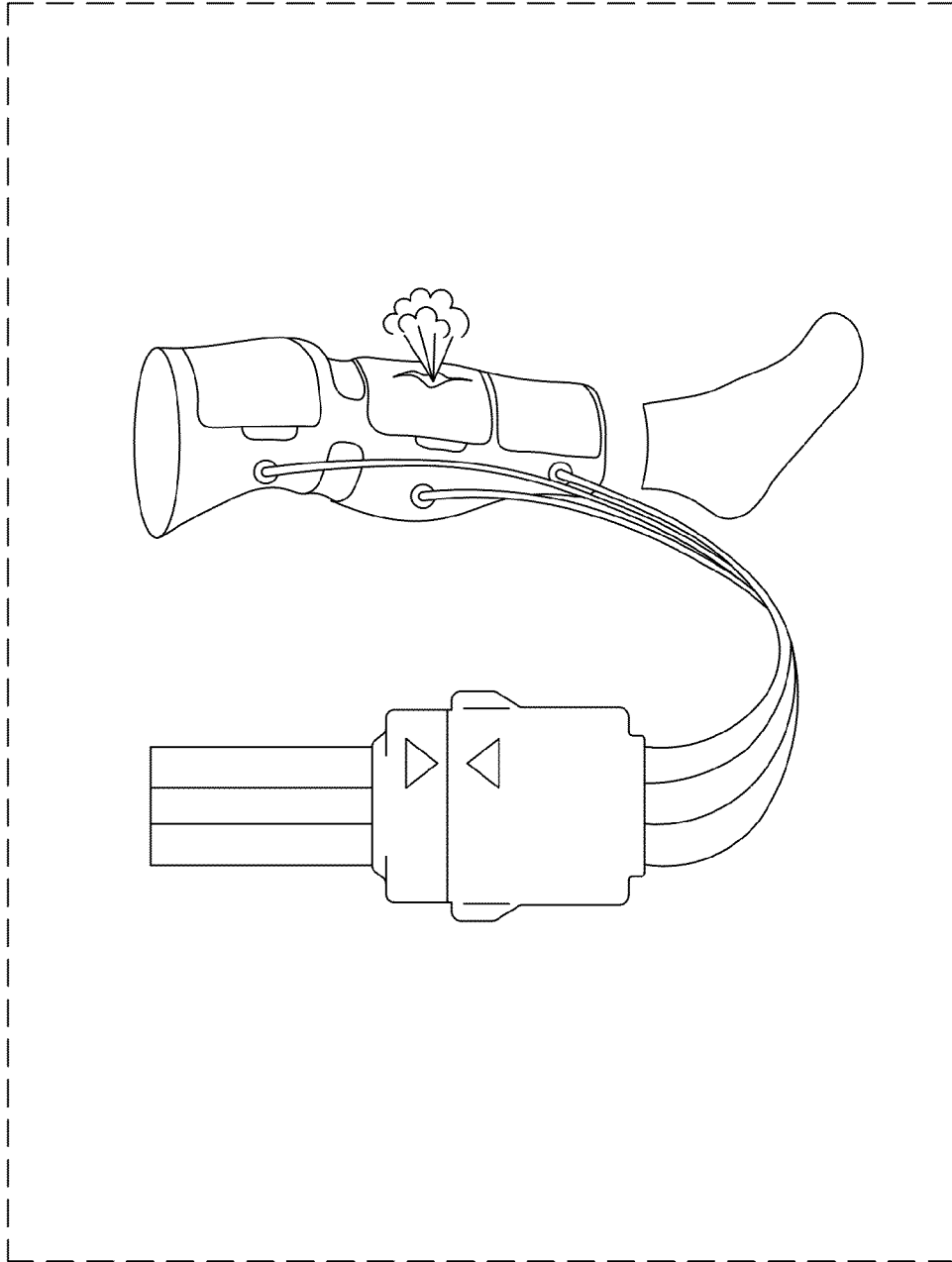


FIG. 4

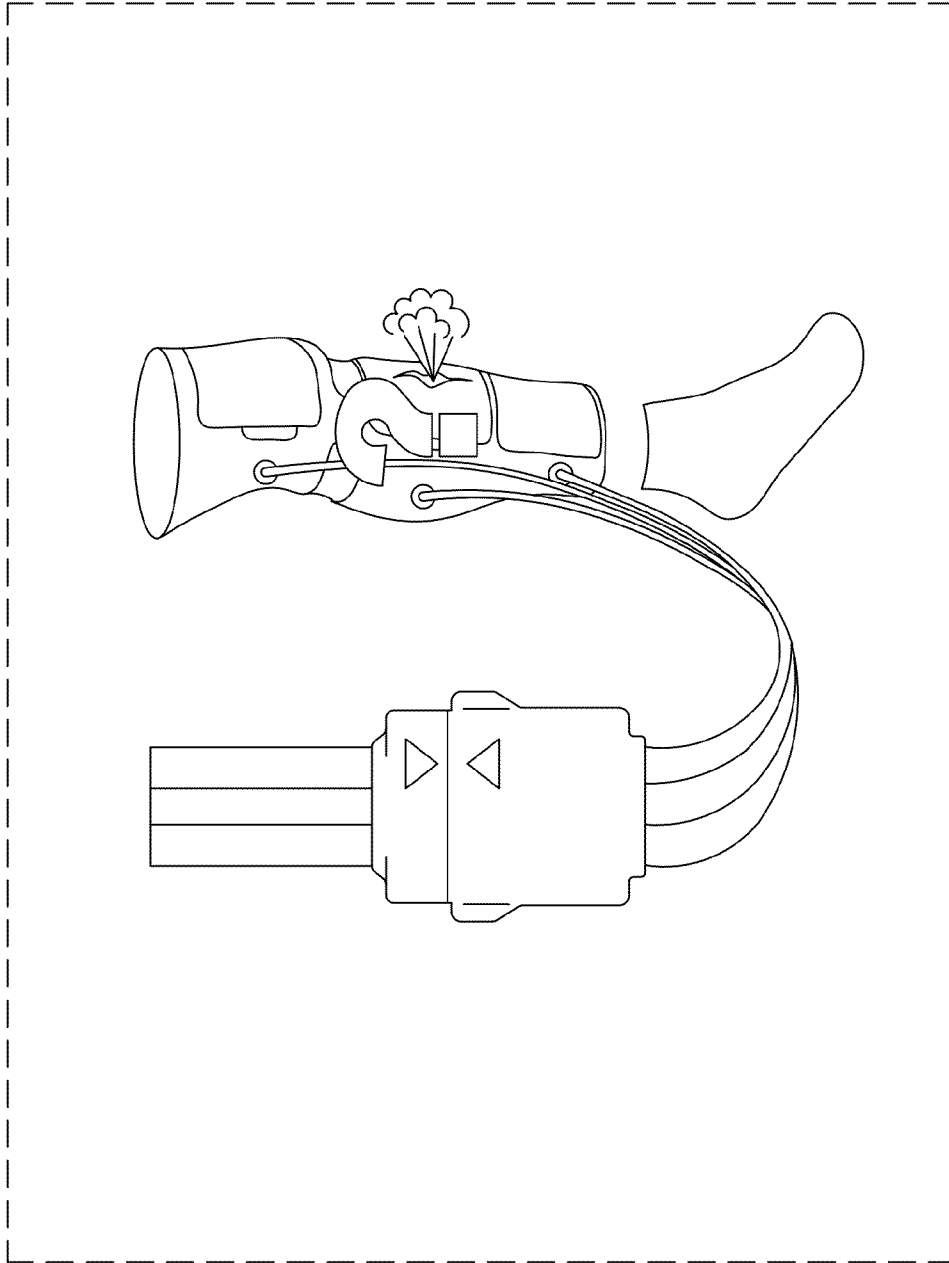


FIG. 5

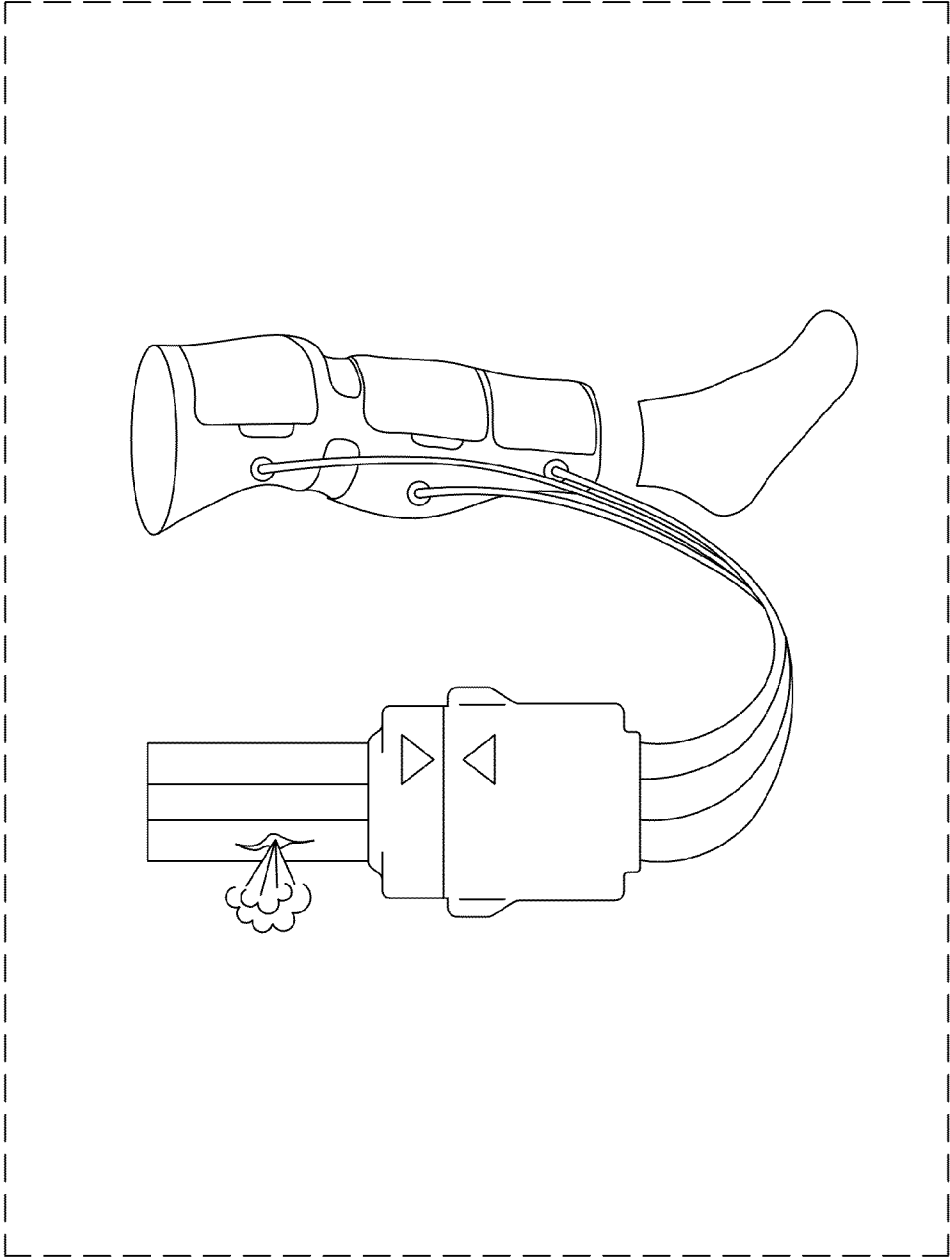


FIG. 6

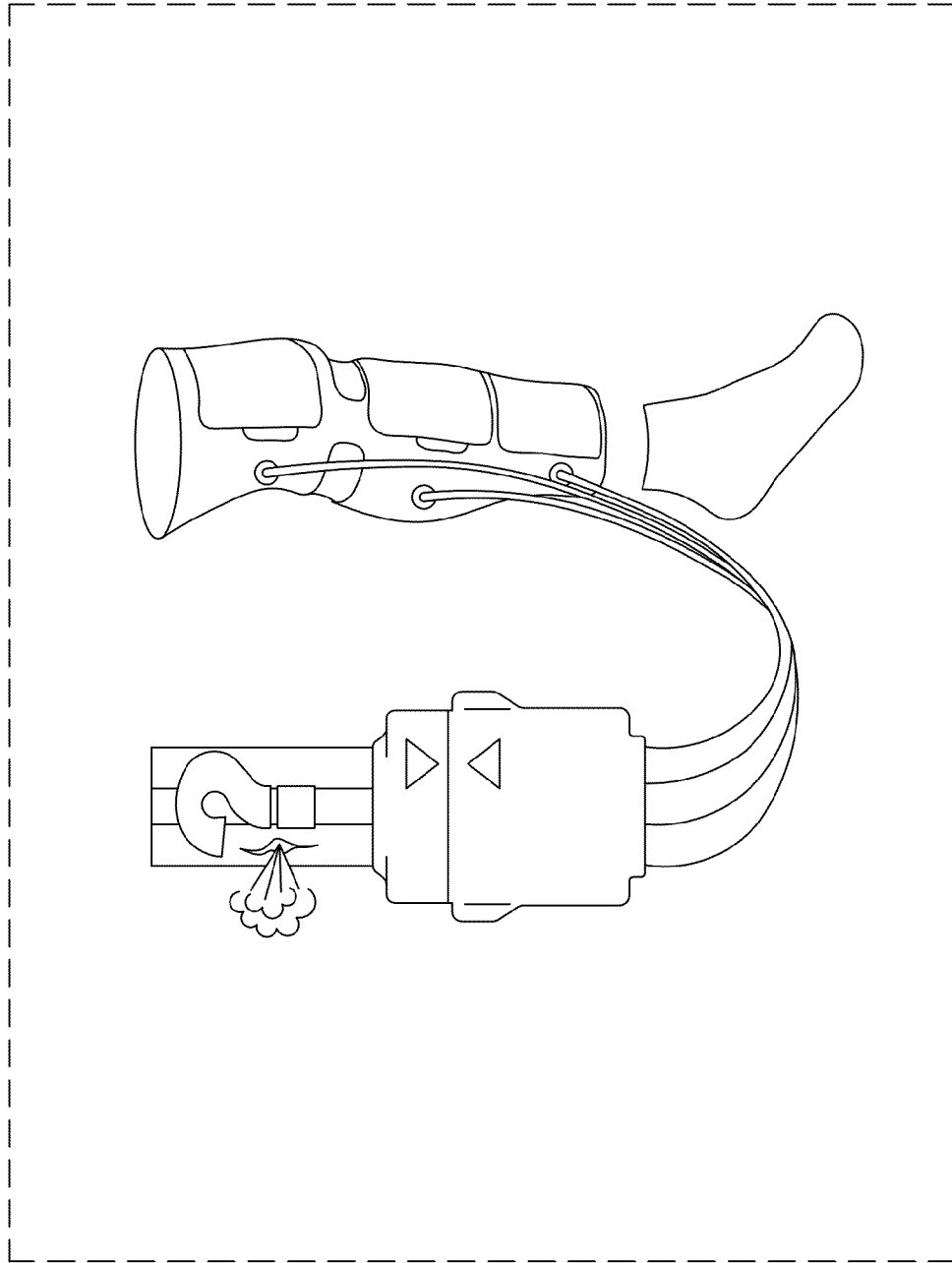


FIG. 7