

[54] OFFICE SCREEN

[75] Inventor: Michael D. Charman, Dartford, England

[73] Assignee: Vickers Public Limited Company, London, England

[**] Term: 14 Years

[21] Appl. No.: 759,844

[22] Filed: Jul. 29, 1985

[30] Foreign Application Priority Data

Feb. 1, 1985 [GB] United Kingdom 1024780

[52] U.S. Cl. D6/332

[58] Field of Search D6/332; 52/455, 243.1, 52/126.4

[56] References Cited

U.S. PATENT DOCUMENTS

- Re. 19,946 4/1936 Dawson 52/243.1 X
- D. 242,099 11/1976 Casey D6/332
- D. 242,100 11/1976 Casey D6/332
- D. 278,395 4/1985 Keller D6/332

1,816,512	7/1931	Bohnsack	52/455 X
3,371,454	3/1968	Anderson	52/126.4
3,408,781	11/1968	Pollock	52/126.4
4,583,342	4/1986	Lier	52/455 X

OTHER PUBLICATIONS

Interiors, vol. 143, Aug. 1983, p. 25; Glass/Solid Panel shown on page.

Primary Examiner—Carmen H. Vales

Attorney, Agent, or Firm—Shoemaker and Mattare, Ltd.

[57] CLAIM

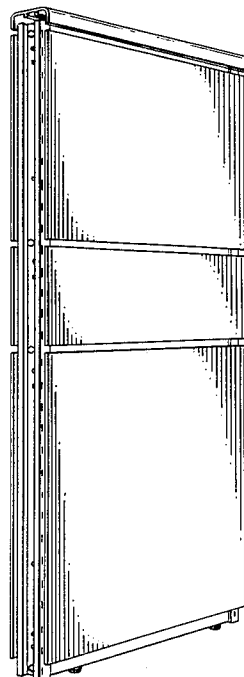
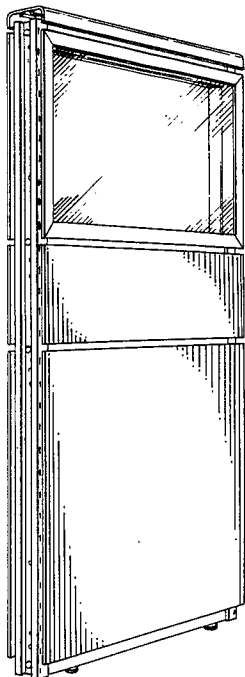
The ornamental design for an office screen, as shown and described.

DESCRIPTION

FIG. 1 is a perspective view of an office screen showing my new design; the opposite side not shown being identical thereto;

FIG. 2 is a perspective view of a second embodiment of the office screen shown in FIG. 1, the opposite side being identical to that shown in FIG. 1; and

FIG. 3 is a perspective view of a third embodiment of the office screen shown in FIG. 1; the opposite side being identical thereto.



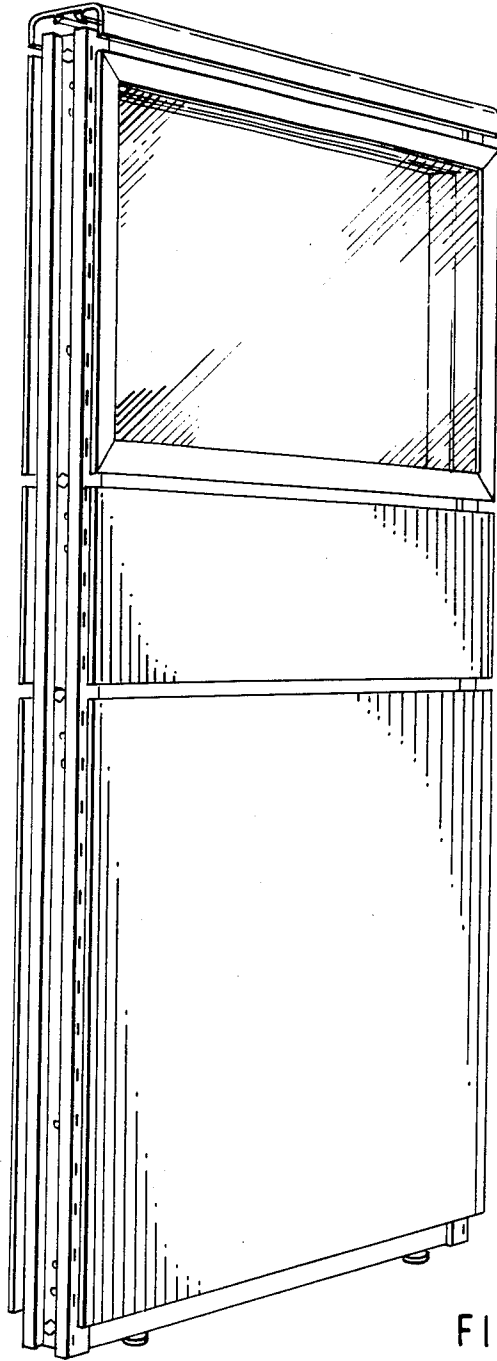


FIG. 1.

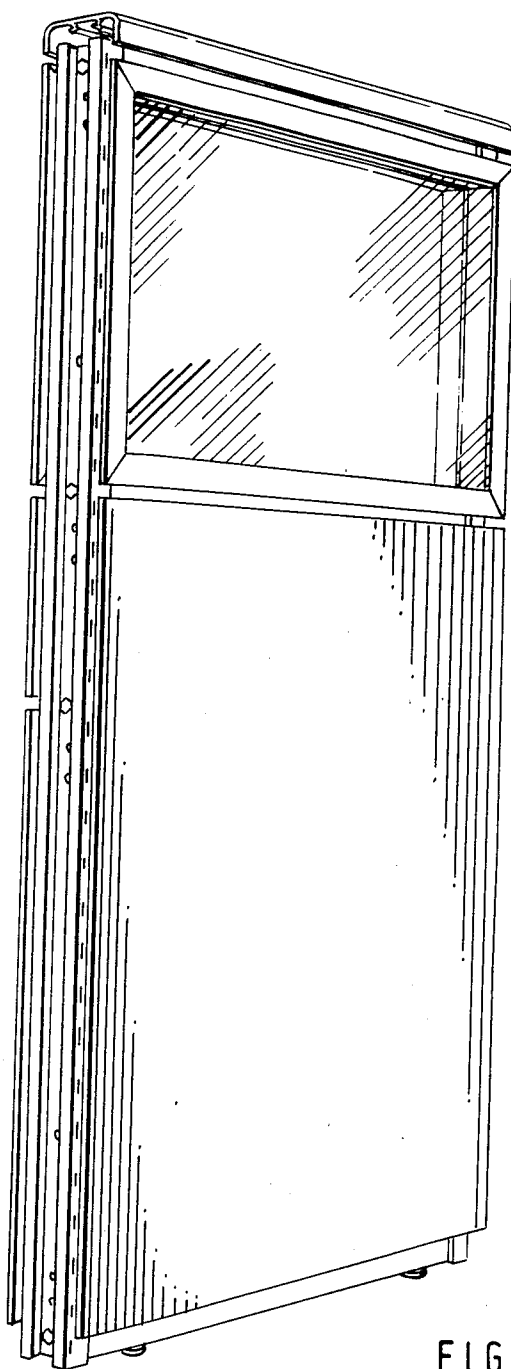


FIG. 2 .

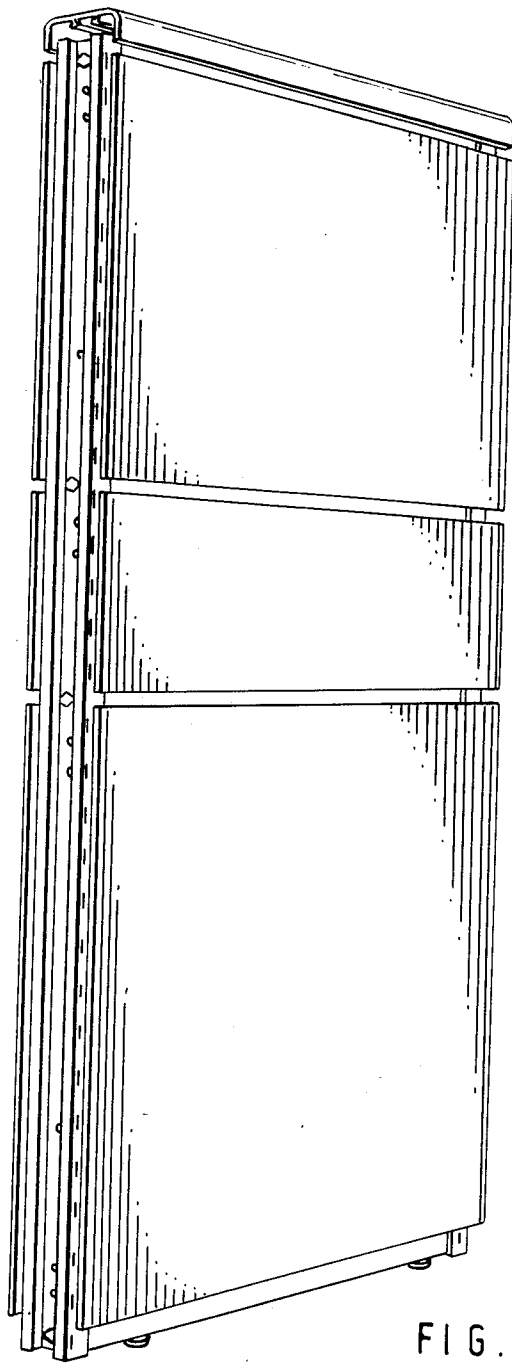


FIG. 3.