



US00D787728S

(12) **United States Design Patent**
Wing et al.

(10) **Patent No.:** **US D787,728 S**

(45) **Date of Patent:** **** May 23, 2017**

(54) **EXPANDABLE LIGHT**

(71) Applicant: **Energizer Brands, LLC**, Saint Louis, MO (US)

(72) Inventors: **Kan Chi Wing**, SAR (HK); **Michael Robert Jerome**, Kowloon (HK); **Kevin O'Doherty**, NT (HK); **Eddie Leung**, Tsuen Wan (HK); **Melinda Yiu**, NT (HK)

(73) Assignee: **Energizer Brands, LLC**, St. Louis, MO (US)

(**) Term: **15 Years**

(21) Appl. No.: **29/534,695**

(22) Filed: **Jul. 30, 2015**

(51) **LOC (10) Cl.** **26-02**

(52) **U.S. Cl.**
USPC **D26/37**

(58) **Field of Classification Search**
USPC D26/37, 39, 40, 41, 42, 43, 44, 46, 50;
362/157, 158, 183, 184, 194-196,
362/200-208, 253
CPC F21L 2003/00; F21L 4/00; F21L 4/005;
F21L 4/02; F21L 4/025; F21L 4/027;
F21L 4/04; F21L 4/08; F21L 2005/00;
F21L 7/00; F21L 11/00; F21L 13/00;
F21L 13/04; F21L 13/08; F21L 14/02;
F21L 17/00

See application file for complete search history.

(56) **References Cited**

U.S. PATENT DOCUMENTS

D332,839 S * 1/1993 Beckner, Jr. D26/37
D343,469 S * 1/1994 Yuen D26/46

D361,633 S * 8/1995 Chabria D26/37
D477,432 S * 7/2003 Parsons D26/37
D525,536 S * 7/2006 Chan D10/2
D589,186 S * 3/2009 Coushaine D26/37
D602,186 S * 10/2009 Lee D26/37
D604,435 S * 11/2009 Kingston D26/37
D639,465 S * 6/2011 Abernethy D26/24
D668,382 S * 10/2012 Schieffelin D26/142
D699,376 S * 2/2014 Kim D26/1
D743,594 S * 11/2015 Scazziga D26/37
D747,263 S * 1/2016 Lafferty D13/102
D753,856 S * 4/2016 Iwaki D10/114.9

* cited by examiner

Primary Examiner — Lakiya Rogers

Assistant Examiner — Carissa C Fitts

(74) *Attorney, Agent, or Firm* — Alston & Bird LLP

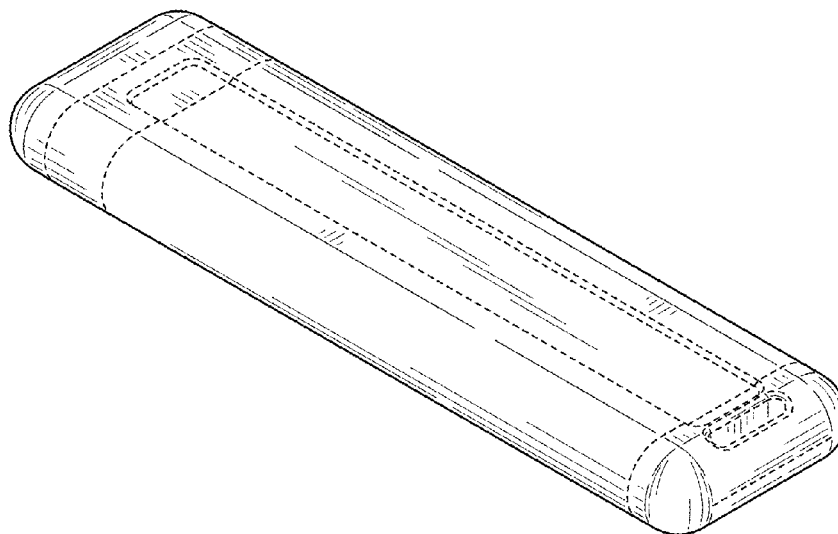
(57) **CLAIM**

The ornamental design for an expandable light, as shown and described.

DESCRIPTION

FIG. 1 is a front perspective view of the design in the closed position;
FIG. 2 is a side view of the design in the closed position;
FIG. 3 is a front view of the design in the closed position;
FIG. 4 is a rear view of the design in the closed position;
FIG. 5 is a top view of the design in the closed position;
FIG. 6 is a bottom view of the design in the closed position;
FIG. 7 is a side view of the design in the open position; and,
FIG. 8 is a top view of the design in the open position.
The broken lines shown represent unclaimed portions of the article and form no part of the claimed design.

1 Claim, 4 Drawing Sheets



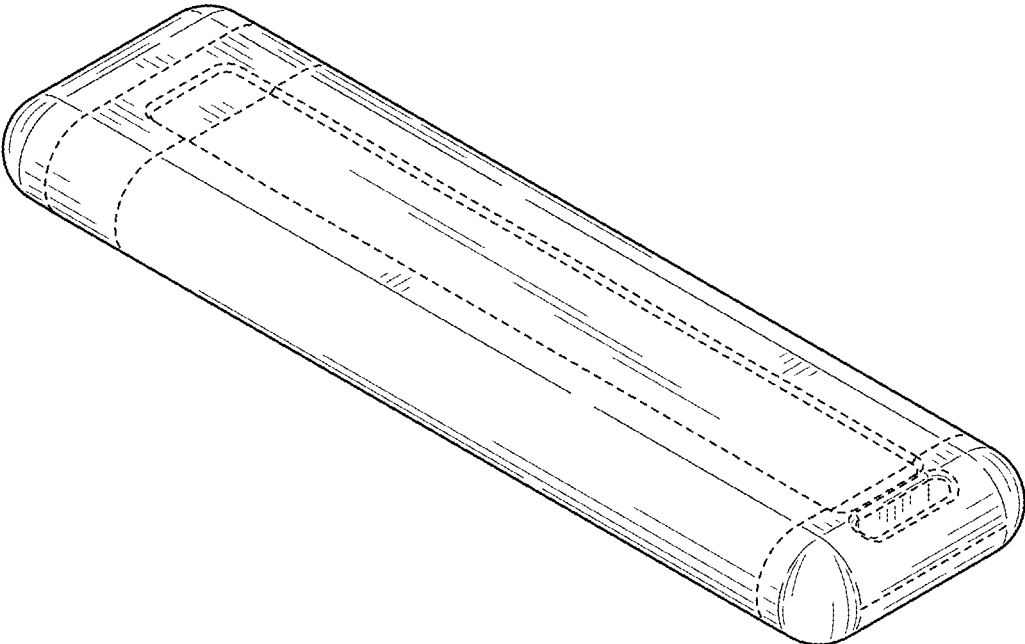


FIG. 1



FIG. 2




FIG. 3



FIG. 4

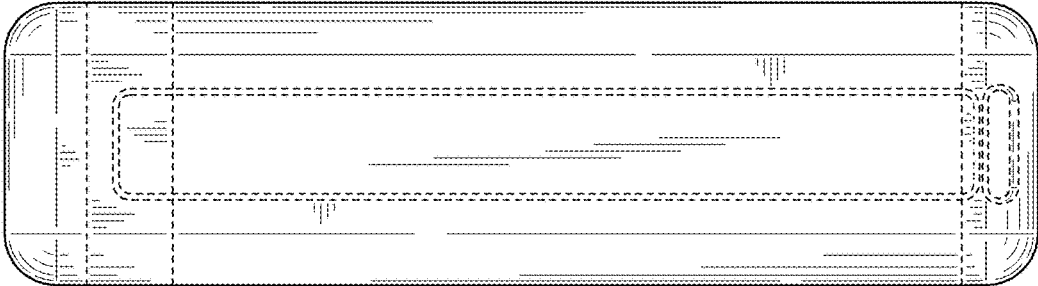


FIG. 5

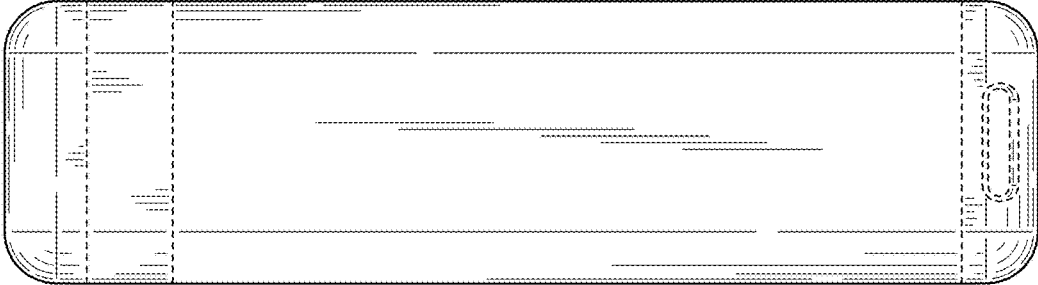


FIG. 6



FIG. 7

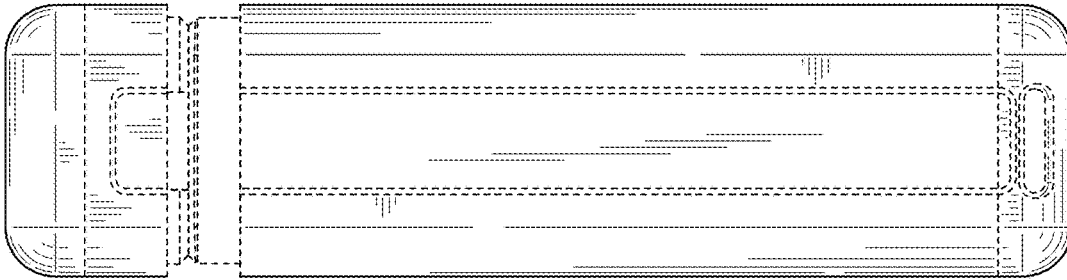


FIG. 8