



US00D435481S

United States Patent [19]
Wagner

[11] **Patent Number: Des. 435,481**
[45] **Date of Patent: ** Dec. 26, 2000**

[54] **PLANT MAT**

[76] Inventor: **Curtis D. Wagner**, P.O. Box 840885,
Houston, Tex. 77284-0885

[**] Term: **14 Years**

[21] Appl. No.: **29/120,575**

[22] Filed: **Mar. 21, 2000**

[51] **LOC (7) Cl.** **11-02**

[52] **U.S. Cl.** **D11/152**

[58] **Field of Search** D11/143-156;
47/39, 40, 41.01, 65.5, 65.6, 67, 71, 73,
78, 41.13; 206/423; 248/27.8; D7/407,
408, 409

[56] **References Cited**

U.S. PATENT DOCUMENTS

D. 232,801	9/1974	Koblick	D7/409
D. 303,066	8/1989	Gadzinski et al.	D7/409
D. 340,674	10/1993	Carlson	D11/152
515,032	2/1894	Vestal	47/73
894,862	8/1908	Uban	47/73

1,260,042	3/1918	Pullman	47/41.01
1,710,878	4/1929	Kelso	47/152
2,058,934	10/1936	Yohe	47/73
2,884,741	5/1959	Lange	D11/152
4,803,806	2/1989	Ito	47/39
4,833,823	5/1989	Edwards, III	47/39
5,209,013	5/1993	Sellers	47/39
5,321,909	6/1994	Loran	47/71

Primary Examiner—Doris V. Coles
Assistant Examiner—Mimosa De
Attorney, Agent, or Firm—Keeling Law Firm

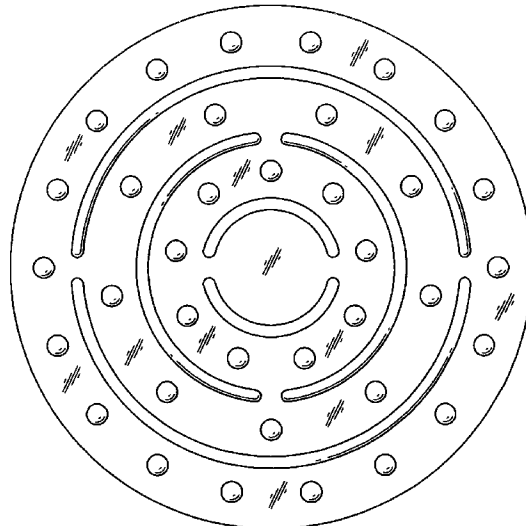

[57] **CLAIM**

I claim the ornamental design for a plant mat, as shown.

DESCRIPTION

FIG. 1 is a top view of the plant mat.
FIG. 2 is a bottom view of the plant mat.
FIG. 3 is a front view of the plant mat.
FIG. 4 is a back view of the plant mat.
FIG. 5 is a left side view of the plant mat; and,
FIG. 6 is a right side view of the plant mat.

1 Claim, 1 Drawing Sheet



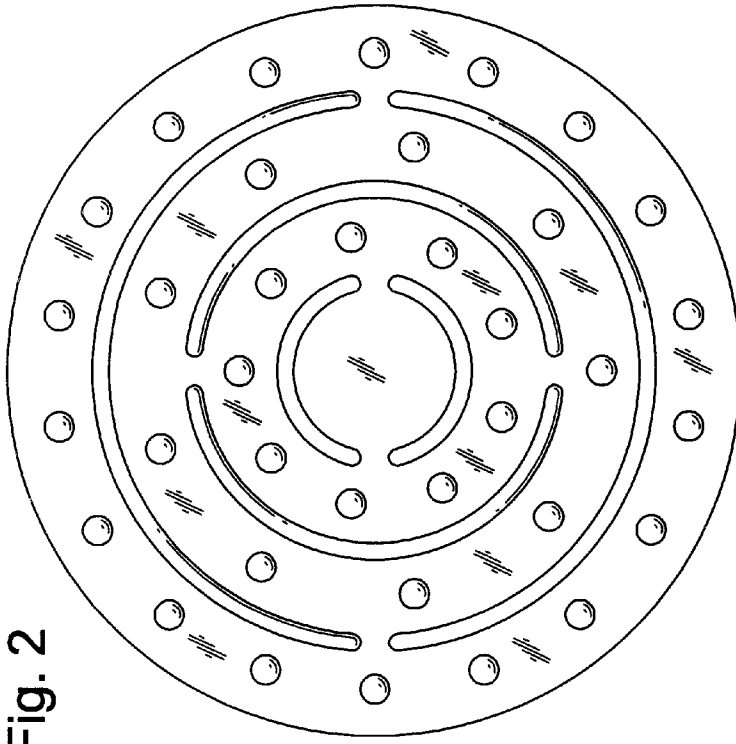


Fig. 2




Fig. 1

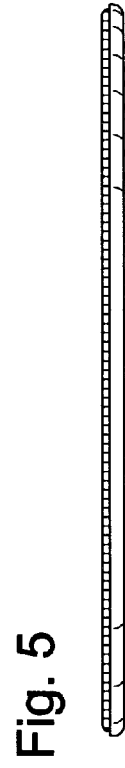


Fig. 5



Fig. 6

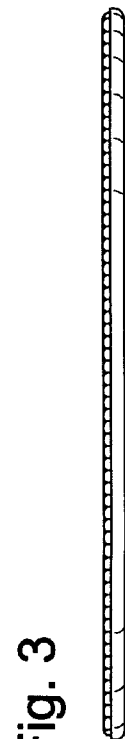


Fig. 3



Fig. 4