



US 20040231693A1

(19) **United States**

(12) **Patent Application Publication**
Clennan

(10) **Pub. No.: US 2004/0231693 A1**

(43) **Pub. Date: Nov. 25, 2004**

(54) **HAIRSTYLING DEVICE AND METHOD THEREOF**

(52) **U.S. Cl. 132/278**

(76) **Inventor: Michelle Pennington Clennan, Olathe, KS (US)**

(57) **ABSTRACT**

Correspondence Address:
MYERS & KAPLAN, INTELLECTUAL PROPERTY LAW, L.L.C.
1899 POWERS FERRY ROAD
SUITE 310
ATLANTA, GA 30339 (US)

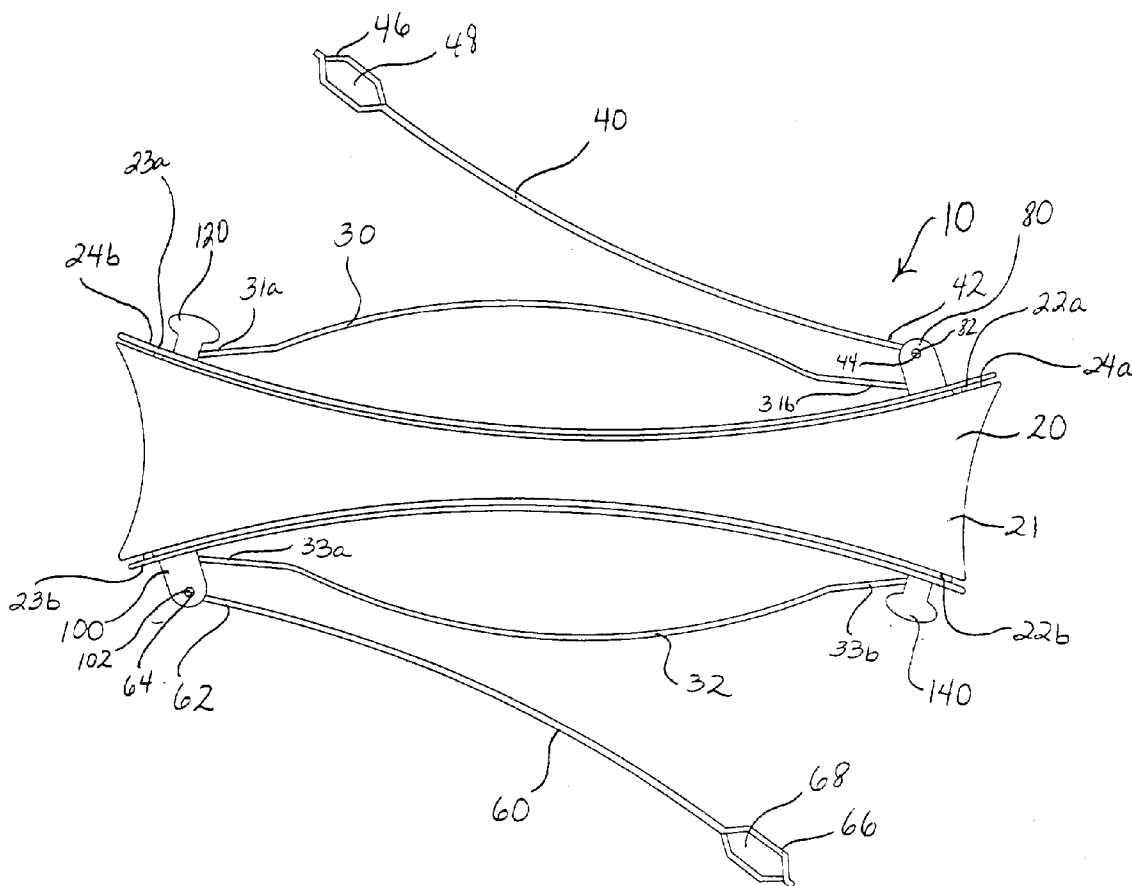
A dual-sided barrette device, wherein two groupings of hair are independently held by a pair of clips or clasps oppositely positioned along a central spine, thereby enabling an increased volume of hair to be retained without failure or distortion of the clipping mechanism, wherein functionality and lifespan of the device is increased via the incorporation of two retaining members in one unit, and wherein hairstyle options are increased through the effective positioning of two portions of hair within a primary support device, allowing quick and easy creation of a variety of hair designs, thus eliminating the need for multiple hair accessories and/or frequent styling visits to a salon.

(21) **Appl. No.: 10/443,478**

(22) **Filed: May 22, 2003**

Publication Classification

(51) **Int. Cl.⁷ A45D 8/22**



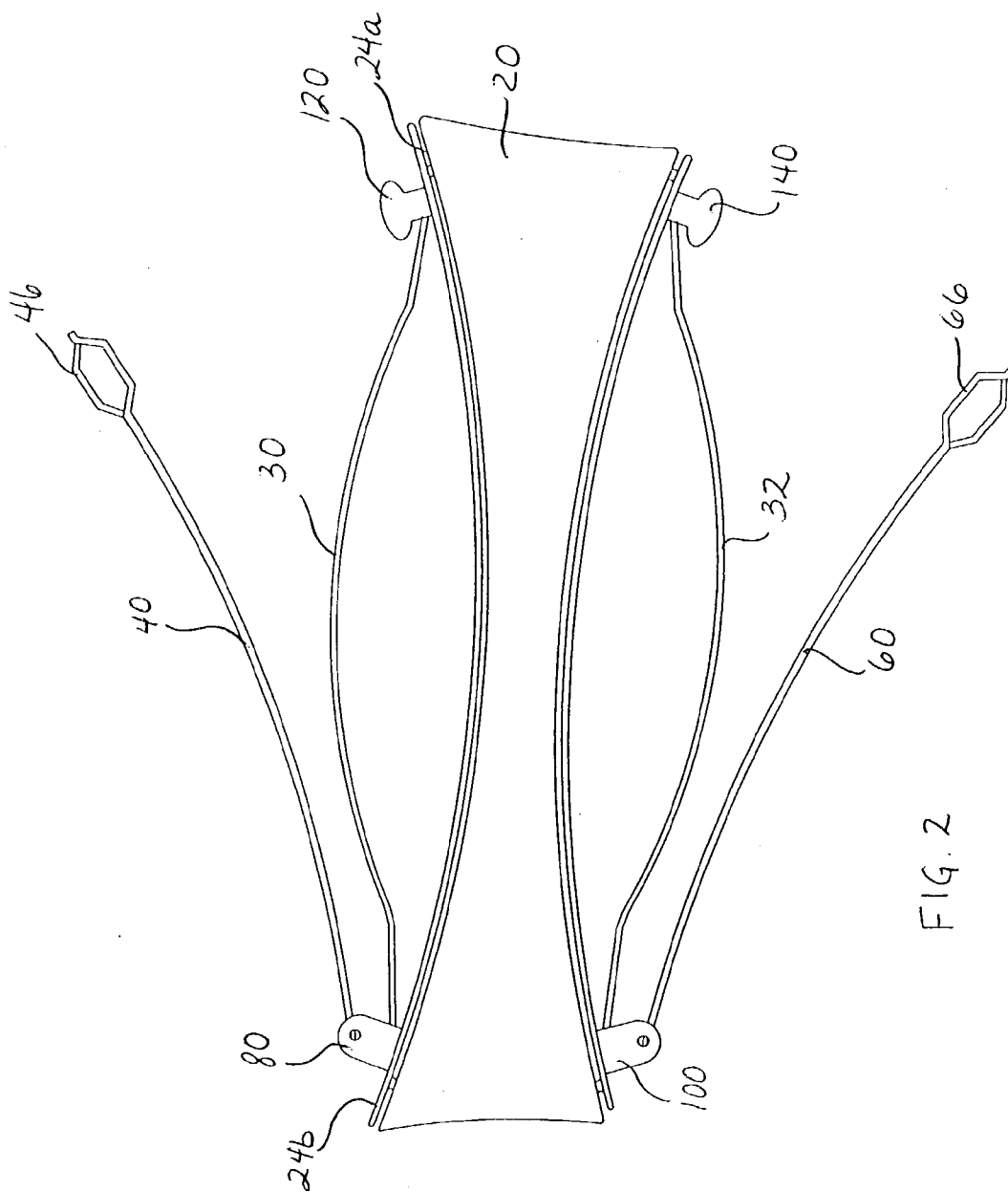


FIG. 2

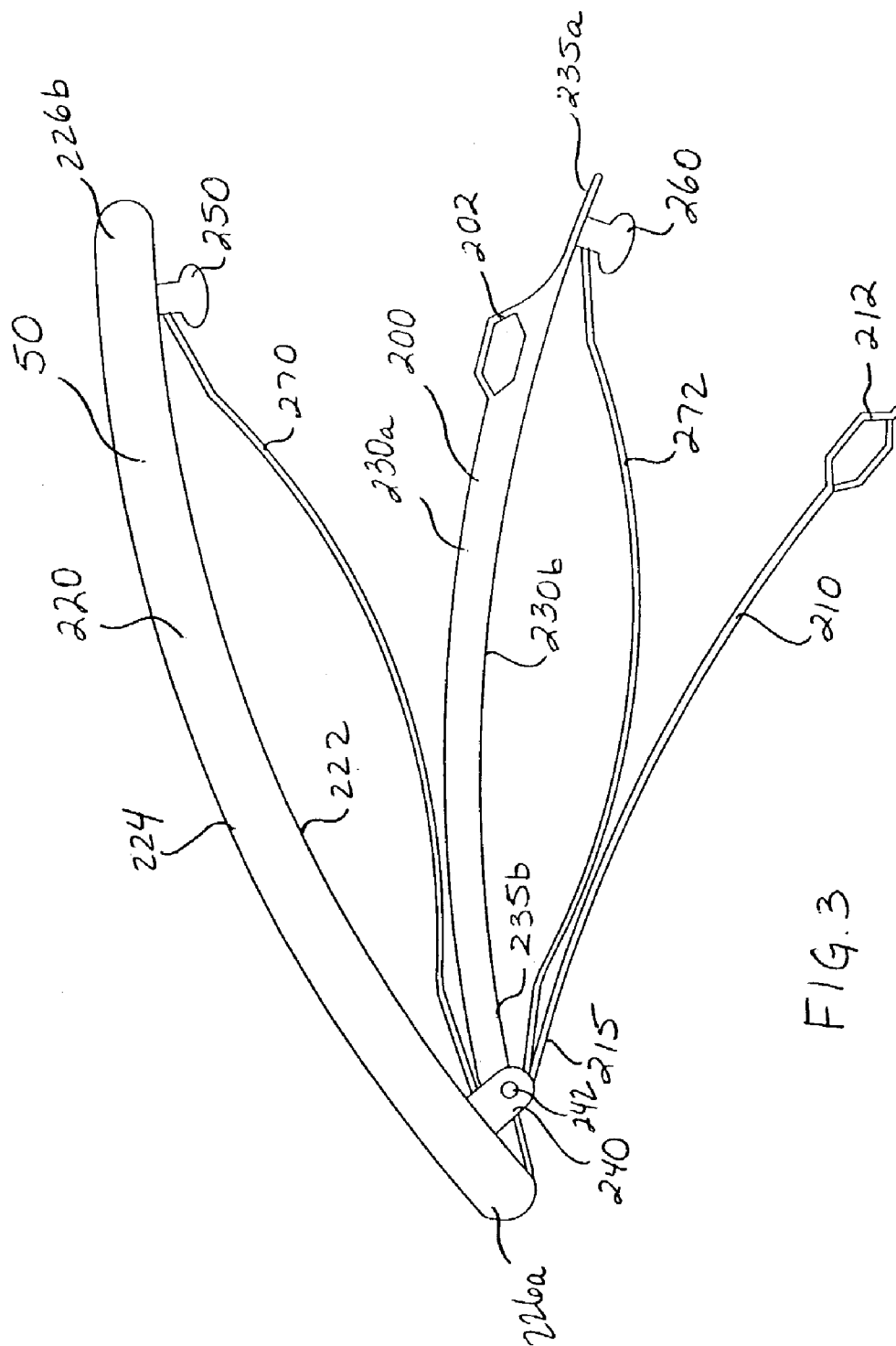


FIG. 3

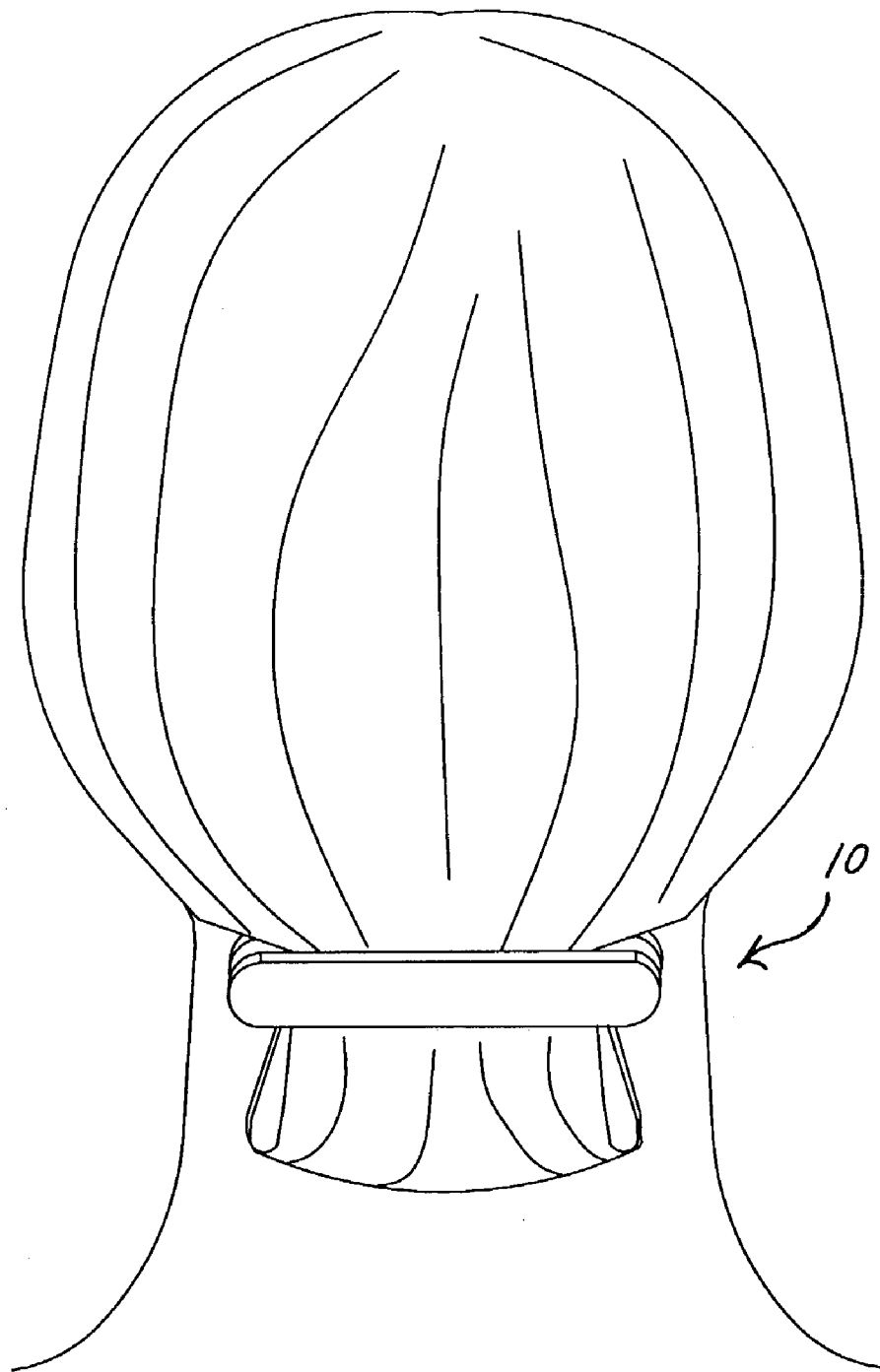
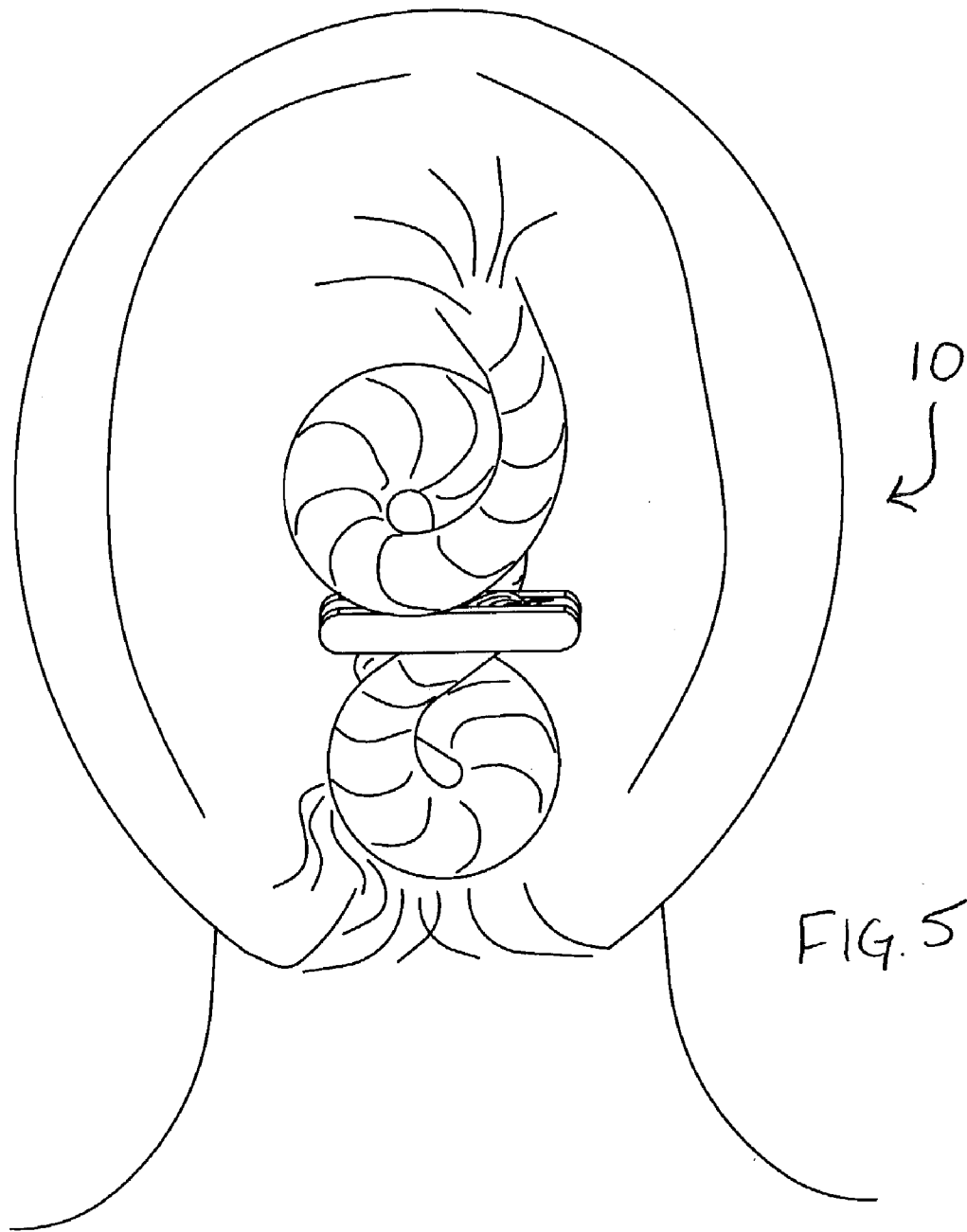
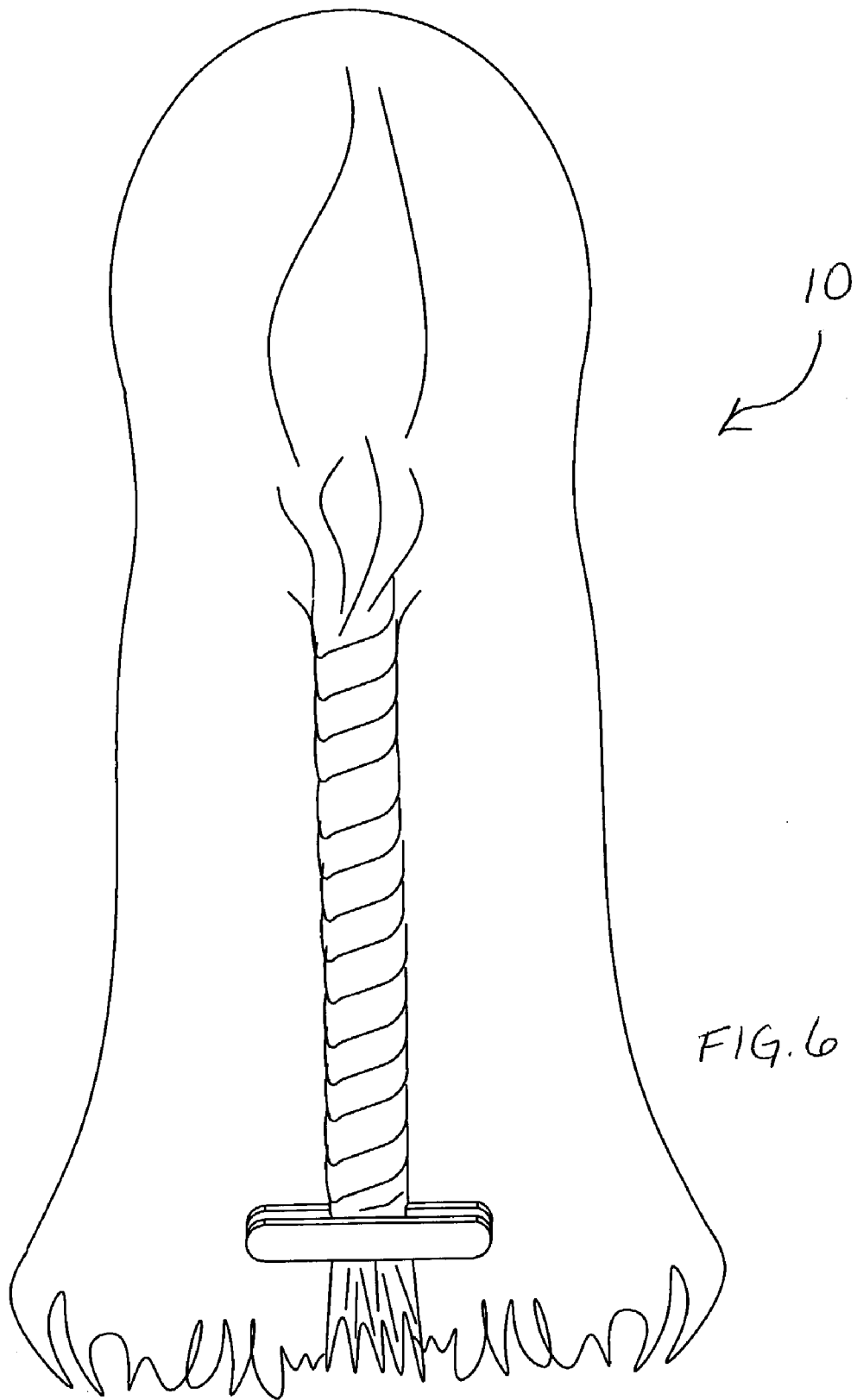


FIG. 4





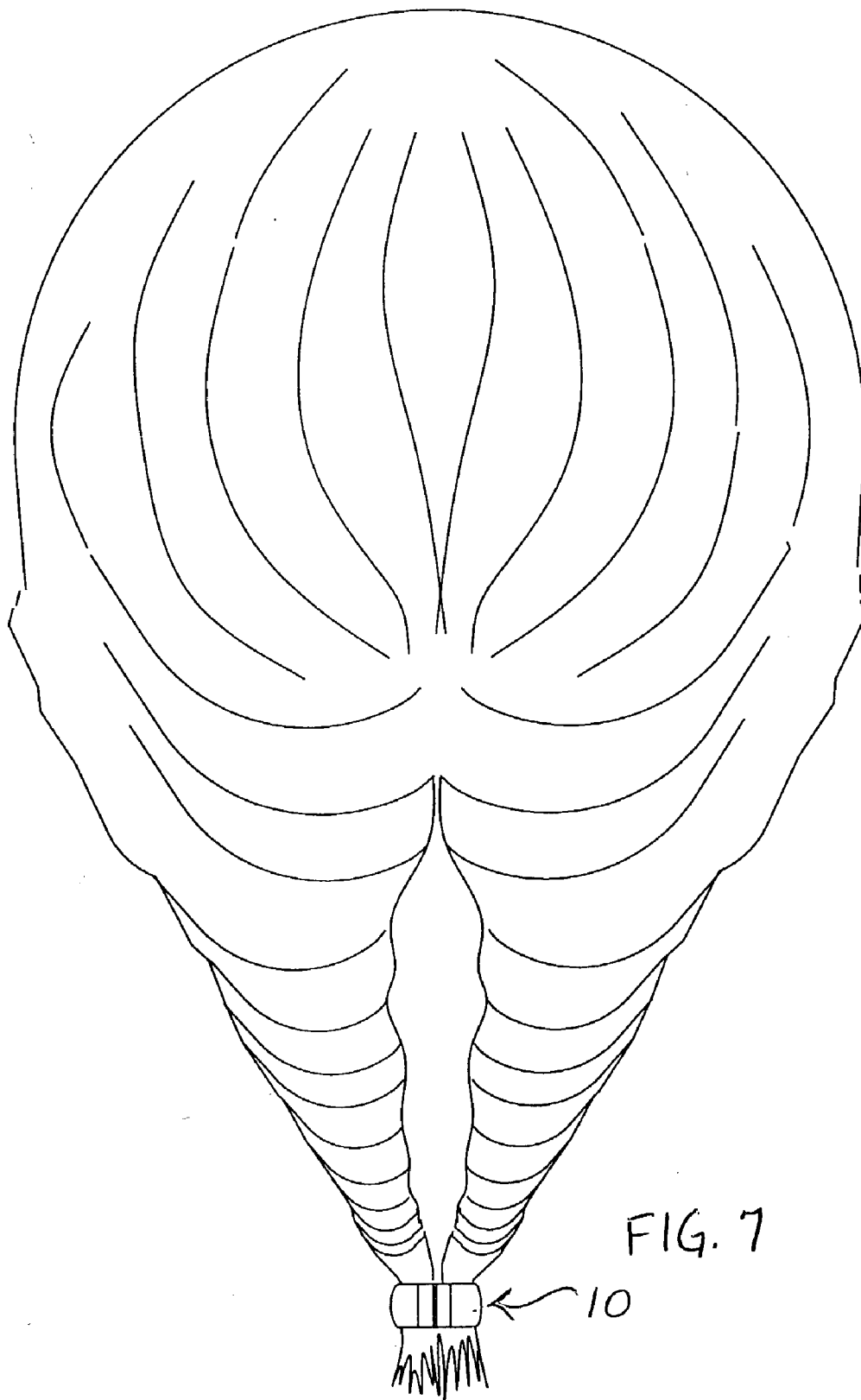


FIG. 7

10

HAIRSTYLING DEVICE AND METHOD THEREOF**TECHNICAL FIELD**

[0001] The present invention relates generally to hairstyling accessories and, more specifically, to a dual-sided barrette device having two clips, wherein two groupings of hair are independently held, thereby enabling the effective retention of layered hair, thick hair, and/or hair groupings from different regions of the head, in one device for ease of creation of a plurality of unique and fashionable hairstyles.

BACKGROUND OF THE INVENTION

[0002] Individual consumers continually seek treatments, procedures, goods, accessories and gadgets in quest of an improved personal appearance. Especially with respect to hair care and styling, most individuals find themselves unable to satisfactorily fashion their own hair for special, or even everyday, occasions, or to copy or recreate popular looks touted by models and celebrities without assistance from a salon professional. Given the disadvantageous and often prohibitive time and expense necessary for visits to a salon, many individuals, instead, seek self-help styling aids.

[0003] As a result, a wide variety of hairstyling tools and products continue to be created with the individual user in mind. In addition to shampoos, conditioners, gels, mousses, hairsprays and other styling products, a typical grocer, for instance, now offers a plethora of hair care products enabling salon-type treatments at home, such as perms, relaxers, hair colors, highlighting kits and conditioning treatments. Styling tools and accessories also abound, each offering a targeted look or fulfilling a particular niche.

[0004] Irons and rollers continue to be available with heat and/or with steam, for straightening, crimping and/or curling, for quick use and/or overnight wear. New market entrants include automatic braiders and decorative hair applique wands. Each such device is purchased by a consumer in the hopes that he or she will be able to successfully create a desirable hairstyle. Unfortunately, a successful look is often unattainable, either due to complexity of use of the styling device or because subsequent manipulations of the curled, crimped or otherwise styled hair are unsuccessful.

[0005] Numerous devices have been designed to facilitate the manipulation of hair and the creation of a particular hairstyle design. For instance, specialized hair clips, bands, combs and inserts have been offered to enable an individual to style hair up in a french twist or a bun. Other accessory clips, combs and barrettes have been created for retention of long, pulled-back hairstyles. Often, however, available accessories are unsuitable for a user's hair due to the condition thereof. That is, oftentimes hair may be growing out, and, as such, "in-between" styles, wherein the use of an accessory in one portion of the hair leaves another portion unacceptably positioned or displayed. Some individual's hair may be layered, thereby rendering many hair accessories virtually unusable.

[0006] Although multiple devices, such as mini-clips, barrettes or bobbie pins can be utilized simultaneously in groupings to retain multiple sections of hair, this eliminates the smooth, integrated appearance commonly associated with the utilization of a single hair accessory or clip. Moreover, successful insertion of a plurality of devices can

be disadvantageously time consuming. Also, especially for special occasions, the expense of purchasing multiple, coordinating clips having a particular design or motif, or a different hair accessory for each desired hairstyle, can be prohibitive.

[0007] Therefore, it is readily apparent that there is a need for a hairstyling device, wherein two sections of hair can be easily and effectively retained by one clip, thereby enabling the creation of a variety of hairstyles in hair of varying lengths and avoiding the above-discussed disadvantages.

BRIEF SUMMARY OF THE INVENTION

[0008] Briefly described, in a preferred embodiment, the present invention overcomes the above-mentioned disadvantages and meets the recognized need for such a device by providing a double-sided hairclip or barrette, wherein the hairclip or barrette has a pair of clips or clasps preferably oppositely positioned along a central spine, thereby enabling a first grouping of hair to be retained as with a traditional barrette, and a second grouping of hair to be retained proximate to the first grouping, wherein all of the hair is held within one device, in two separately retained groupings. Utilization of a single double-sided hairclip enables a wide variety of hair fashions, and, a user can opt to incorporate more than one device for an even greater selection.

[0009] According to its major aspects and broadly stated, the present invention is a hairstyling device, wherein functionality and lifespan of the device is increased via the incorporation of two retaining members in one unit, thereby enabling an increased volume of hair to be retained without failure or distortion of the clipping mechanism, and wherein hairstyle options are increased through the effective positioning of two portions of hair within a primary support device, allowing quick and easy creation of a variety of hair designs, thus eliminating the need for multiple hair accessories and/or frequent visits to a salon.

[0010] More specifically, the device of the present invention in its preferred form is a hairstyling device having a generally elongated spine, or central support member, adapted to receive and retain a first elongated clasp, or retention member, on a first side and a second elongated clasp, or retention member, on a second side. Accordingly, the preferred embodiment of the present invention enables the hair of a user to be retained between a first side of the generally elongated spine and the first elongated clasp, and, coincidentally, to be retained between a second side of the generally elongated spine and the second elongated clasp. In the preferred form, at least one of the elongated clasp members has a decorative surface, design or coloration displayed and/or attached thereon.

[0011] The generally elongated spine has a clasp mount and a clasp receiving member on each end, respectively, of each side for pivotally holding and releasably securing, respectively, the elongated clasps therein. Each side of the generally elongated spine, or central support member, also supports an elongated tension bar for effectively securing varying volumes of hair. In the preferred form, the clasp mounts are positioned on opposing ends, as well as opposing sides, of the central support member, whereby the retention members pivot from opposing positions in a Z-like configuration. However, the clasp mounts could alternately be

positioned on the same end, on opposing sides of the central support member, whereby the retention members would pivot away from each other in an arrow-like configuration. The hairstyling device could be utilized for a variety of hair fashions irrespective of the clasp configurations, however, some styles would be more easily facilitated by one clasp configuration over the other.

[0012] The dual-section barrette and the method of its use enable the user to fashion unique hairstyles for multi-length and one-length hair as more fully described herein, including, but not limited to, a “gathered bun” style, wherein uneven, split, or otherwise undesirable hair ends are effectively hidden from view, a “figure 8” style, wherein an illusion of a FIG. 8 is created, a “single twist” style, wherein a single braid-like twist is displayed, a “double pigtail twist” style, wherein dual braid-like twists are secured at the base, and a “tuck” style, wherein a polished finish folds and secures hair.

[0013] A feature and advantage of the present invention is the ability of such a device to independently support and display a clean, refined hair fashion.

[0014] Another feature and advantage of the present invention is the ability of such a device to produce a variety of hairstyles, thereby decreasing the need for a plurality of hair accessories.

[0015] Another feature and advantage of the present invention is the ability of such a device to divide hair to be retained into two groupings, thereby reducing strain on each individual clip retainer and extending mechanism lifespan.

[0016] Another feature and advantage of the present invention is the ability of such a device to enable a user to efficiently and effectively perform hair styling techniques.

[0017] Another feature and advantage of the present invention is the ability of such a device to provide access to new and easy to create hair fashions.

[0018] Another feature and advantage of the present invention is the ability of such a device to provide a barrette with two generally parallel retaining clips for ease of placement in the hair of a user.

[0019] Another feature and advantage of the present invention is the ability of such a device to increase the number of available decorative barrette surfaces.

[0020] Another feature and advantage of the present invention is the ability of such a device to be effectively utilized by users with long hair, short hair and layered hair.

BRIEF DESCRIPTION OF THE DRAWINGS

[0021] The present invention will be better understood by reading the Detailed Description of the Preferred and Alternate Embodiments with reference to the accompanying drawing figures, in which like reference numerals denote similar structure and refer to like elements throughout, and in which:

[0022] FIG. 1 is a side view of a hair accessory device according to a preferred embodiment of the present invention.

[0023] FIG. 2 is a side view of a hair accessory device according to an alternate embodiment of the present invention.

[0024] FIG. 3 is a side view of a hair accessory device according to an alternate embodiment of the present invention.

[0025] FIG. 4 is a rear view of a user utilizing the present invention to fashion a “tuck” style.

[0026] FIG. 5 is a rear view of a user utilizing the present invention to fashion a “figure 8” style.

[0027] FIG. 6 is a rear view of a user utilizing the present invention to fashion a “single twist” style.

[0028] FIG. 7 is a rear view of a user utilizing the present invention to fashion a “double pigtail twist” style.

DETAILED DESCRIPTION OF THE PREFERRED AND ALTERNATE EMBODIMENTS

[0029] In describing the preferred and alternate embodiments of the present invention, as illustrated in the figures and/or described herein, specific terminology is employed for the sake of clarity. The invention, however, is not intended to be limited to the specific terminology so selected, and it is to be understood that each specific element includes all technical equivalents that operate in a similar manner to accomplish similar functions.

[0030] Referring now to FIG. 1, the present invention is a dual-compartment barrette device 10, preferably having generally elongated spine 20 with first hair retention member 40 and second hair retention member 60 positioned thereon. Preferably, generally elongated spine 20 defines central support member 21 having a first side 22a, second side 22b, first end 24a and second end 24b.

[0031] In the preferred embodiment, a generally Z-like configuration is defined, wherein first hair retention member 40 is positioned on first side 22a of spine 20 and second hair retention member 60 is oppositely positioned on second side 22b of spine 20. Base end 42 of first hair retention member 40 and base end 62 of second hair retention member 60 are each preferably pivotally held within support members 80 and 100, respectively. In the preferred embodiment, support member 80 is positioned on first side 22a of spine 20, proximate to first end 24a thereof, and support member 100 is oppositely positioned on second side 22b of spine 20, proximate to second end 24b thereof, wherein support members 80 and 100 are preferably secured to first spinebrace 23a and second spinebrace 23b of spine 20. Although it is preferred that first spinebrace 23a and second spinebrace 23b are secured to first side 22a and second side 22b of spine 20, it is anticipated that dual-compartment barrette device 10 could be formed without either spinebrace 23a or 23b, wherein each component supported by spinebraces 23a and 23b could alternately be secured to spine 20. Moreover, it is anticipated that such components, like support members 80 and 100, could be integrally formed with spine 20. Each support member 80 and 100 is preferably a generally U-shaped bracket with a pivot receptacle 82 and 102 defined therethrough. Although support members 80 and 100, and spine 20, as depicted in FIG. 1 are preferred, a variety of shapes and dimensions could be utilized for forming spine 20 without altering the inventive concept of the present invention. Moreover, a variety of shapes and dimensions are known in the art for forming support members 80 and 100,

any of which could alternately and equivalently be incorporated into the present device.

[0032] Each pivot receptacle **82** and **102** of support members **80** and **100**, respectively, is dimensioned to receive pivot arms **44** and **64** of first hair retention member **40** and second hair retention member **60**, respectively, wherein pivot arms **44** and **64** are defined proximate to base ends **42** and **62** of first hair retention member **40** and second hair retention member **60**, respectively. As with support members **80** and **100**, a variety of styles and dimensions are known in the art for forming pivot arms **44** and **64**, any of which could be incorporated into the present device without altering the inventive concept thereof.

[0033] In the preferred embodiment, clasp member **120** is positioned on spinebrace **23a**, proximate second end **24b** of spine **20**, and clasp member **140** is opposingly positioned on spinebrace **23b**, proximate first end **24a** of spine **20**, wherein clasp members **120** and **140** are preferably secured to spinebrace **23a** and **23b**, respectively. It is anticipated, however, that clasp members **120** and **140** could be integrally formed with spinebraces **23a** and **23b**, respectively, or, that dual-compartment barrette device **10** could be assembled without spinebrace **23a** and **23b**, wherein clasp members **120** and **140** could be secured to or integrally formed with spine **20**. Each clasp member **120** and **140** is preferably a dual-member tension-style bracket, as is known in the art. Although clasp members **120** and **140** as depicted in **FIG. 1** are preferred, a variety of shapes and dimensions are known in the art for forming tension-style brackets, any of which could be incorporated into the present device without altering the inventive concept thereof. Moreover, any type of clasp or clip retainer mechanism could be incorporated herein, such as, for exemplary purposes only, an end-lever type or a wire aperture and ball pressure-insertion type.

[0034] Each clasp member **120** and **140** is dimensioned to receive clasp end **46** and **66**, respectively, of first hair retention member **40** and second hair retention member **60**, respectively. Preferably, clasp ends **46** and **66** have clasping apertures **48** and **68** defined therein, wherein clasping apertures **48** and **68** are dimensioned to securely receive a portion of clasp members **120** and **140**, respectively, therein, thereby fixing clasp ends **46** and **66** of first hair retention member **40** and second hair retention member **60**, respectively, in a closed position, proximate to spine **20**. Preferably, the application of pressure to clasp members **120** and **140** releases clasp ends **46** and **66**, respectively, thereby returning first hair retention member **40** and second hair retention member **60** to an open position.

[0035] In the preferred form, generally arcuate, elongated and generally resilient central tension arms **30** and **32** are positioned along first spinebrace **23a** and second spinebrace **23b**, respectively; however, tension arms **30** and **32** could alternately be positioned along first sides **22a** and **22b**, respectively, of spine **20**. Preferably, base ends **31a** and **31b**, and **33a** and **33b** of central tension arms **30** and **32**, respectively, are mounted to support members **80** and **100** and clasp members **120** and **140**, respectively. It is anticipated that base ends **31a** and **31b** and **33a** and **33b** of central tension arms **30** and **32**, respectively, could be mounted to spinebraces **23a** and **23b**, or to spine **20**, in an alternate embodiment. Although central tension arms **30** and **32** as

depicted in **FIG. 1** are preferred, a variety of shapes and dimensions are known in the art for forming resilient-style tension arms, any of which could be incorporated into the present device without altering the inventive concept thereof. Moreover, any type of central tension mechanism could be incorporated herein, such as, for exemplary purposes only, a resilient arm having ends slidably held within a retention groove, a resilient arm incorporated into and extending from hair retention members **40** and **60**, or, dual-compartment barrette device **10** could be formed and utilized without central tension arms **30** and/or **32**.

[0036] In an alternate embodiment, clasp members **120** and **140** could be formed on hair retention members **40** and **60**, respectively, and clasp ends **46** and **66** could be formed on first spinebrace **23a** and second spinebrace **24a**, respectively. That is, the orientation of the individual members of the clasping mechanisms of dual-compartment barrette device **10** is not limited to the positioning as depicted in the drawings.

[0037] In another alternate embodiment, a generally arrow-like configuration could be defined, as depicted in **FIG. 2**, wherein support members **80** and **100** could be positioned proximate to second end **24b** of spine **20** and clasp members **120** and **140** could be positioned proximate to first end **24a** thereof, wherein both hair retention members **40** and **60** would pivot from the same end of spine **20**.

[0038] In still another alternate embodiment, a piggyback-like configuration could be defined, as depicted in **FIG. 3**, wherein a combination generally elongated spine and first hair retention member **200** is centrally positioned, with second hair retention member **210** and outer support member **220** pivotally related thereto. Combination generally elongated spine and first hair retention member **200** has first side **230a**, second side **230b**, first end **235a** and second end **235b**. Second end **235b** of combination generally elongated spine and first hair retention member **200** and base end **215** of second hair retention member **210** are each pivotally held within support member **240**, wherein support member **240** is positioned on inner side **222** of outer support member **220**, proximate to first end **226a** thereof. Support member **80** and **100** is preferably a generally U-shaped bracket with a pivot receptacle **82** and **102** defined therethrough. Pivot receptacle **242** of support member **240** is dimensioned to receive pivot arms (not shown) of combination generally elongated spine and first hair retention member **200** and to coincidentally receive pivot arms (not shown) of second hair retention member **210**. Clasp member **250** is positioned on inner side **222** of outer support member **220**, proximate second end **226b** thereof, and clasp member **260** is positioned on second side **230b** of combination generally elongated spine and first hair retention member **200**, proximate first end **235a** thereof. Clasp ends **212** and **202** are dimensioned to securely receive a portion of clasp members **260** and **250**, respectively, therein, thereby fixing clasp ends **212** and **202** in a closed position, proximate to each other. Generally arcuate, elongated and generally resilient central tension arms **270** and **272** are positioned between clasp members **250** and **260** and support member **240**, respectively, and are support thereby. Outer surface **224** of outer support member **220** has decorative outer surface **50**, wherein decorative outer surface **50** is preferably formed from shaped and/or otherwise molded, sculpted or formed material, such as plastic, metal, fabric or any other suitable desirable material, wherein decorative

outer surface **50** can incorporate, for exemplary purposes only, any desired fashion coloration or design, holographic pattern and/or image, reflective ornamentation, distinctive coloration, lights, insignia, logo, mascot depiction, seasonal ornamentation, religious indicia, patriotic colors, and/or licensed characters. It is readily recognizable to one skilled in the art that second hair retention member **210** could also have a decorative outer surface.

[0039] In another alternate embodiment, any one support arm or retention member, or all support arms or retention members of the present invention could have a decorative outer surface, wherein decorative outer surface **50** is preferably formed from shaped and/or otherwise molded, sculpted or formed material, such as plastic, metal, fabric or any other suitable desirable material, wherein decorative outer surface **50** can incorporate, for exemplary purposes only, any desired fashion coloration or design, holographic pattern and/or image, reflective ornamentation, distinctive coloration, lights, insignia, logo, mascot depiction, seasonal ornamentation, religious indicia, patriotic colors, and/or licensed characters.

[0040] In another alternate embodiment, decorative outer surface **50** could have an extended length, wherein the extended ends thereof could have an angled portion defined therein, thereby defining an elongated, generally U-shaped member, such that the extended, angled ends of decorative outer surface **50** could substantially conceal the clasp mechanism, support arm and/or retention members from view during wear of device **10**.

[0041] In use, dual-compartment barrette device **10** is removably fastened to a user's hair, wherein a first selection of the user's hair is positioned between first hair retention member **40** and spinebrace **23a**, and clasp end **46** of first hair retention member **40** is secured by clasp member **120**, fixing the hair within one compartment of device **10**. A second selection of the user's hair is positioned between second hair retention member **60** and spinebrace **23b**, and clasp end **66** of second hair retention member **60** is secured by clasp member **140**, fixing the hair within the second compartment of device **10**.

[0042] Dual-compartment barrette **10**, and the method of use thereof, enable the user to fashion unique hairstyles for multi-length and one-length hair, including, but not limited to the following:

[0043] (1) "Tuck" Method, as depicted in **FIG. 4**. Hair is pulled back from around the face, gathered together at the nape of the neck, and fastened within a compartment of device **10**, wherein a decorative surface thereof is displayed. Hair tips extending downward from device **10** are gathered up, "folded" up and under, and are secured within second compartment of device **10**. Uneven, split and/or otherwise undesirable ends are effectively hidden from view and a polished finish and professional look is displayed.

[0044] (2) "FIGURE 8" Method, as depicted in **FIG. 5**. Shorter, top portion of hair is gathered and twisted into a small bun, wherein the end of the bun is secured within one compartment of device **10**. Preferably, the small bun is secured in the compartment that is proximate to the scalp. Longer, bottom portion of hair is gathered and twisted in a second small bun, wherein the end of the second small bun is secured into the second compartment of device **10**. Thus,

device **10** enables the creation and display of a continuous "figure 8" look by a user with layered or multi-length hair.

[0045] (3) "Single Twist" Method, as depicted in **FIG. 6**. A portion of the user's hair is gathered and twisted to create a braid-like extension. The base or tip of the twist is secured within a compartment of device **10** to allow a decorative outer surface thereof to be displayed. The second compartment of device **10** is then utilized to secure the twist-braid to the remaining loose hair, fashioning a braid-type look without necessitating the time or effort of creating an actual braid.

[0046] (4) "Double Pigtail Twist" Method, as depicted in **FIG. 7**. A user's hair is parted from forehead to neck, creating two groupings of hair. One grouping of hair is selected and twisted, moving from the facial area to the back of the head, continuing the twist to the tips of the hair. The base or tip of the twist is secured within a compartment of device **10**, preferably positioned proximate to the rear of the user's neck. The second grouping of hair is selected, twisted in the same fashion, and secured in the second compartment of device **10**. The cross positioning of device **10** relative to the twists enables the dual braid-like twists to be secured together at their base, creating an original look.

[0047] (5) "Gathered Bun" Method (not depicted). Shorter hair is gathered or pulled back from around the face of the user and is secured to and along with longer hair within one compartment of device **10**, preferably proximate to the lower crown of the user. Longer hair extending downward from device **10** is gathered and secured within second compartment of device **10**, wherein the outer surface of the second compartment is visible. The gathered and secured shorter length hair is effectively hidden by the gathered and secured longer hair, thereby creating a fashionable illusion.

[0048] (6) "Double Clip—Double Roll" Method (not depicted). Hair is divided into two sections, one on each side of the head. The ends of the first section are pulled back, so the section of hair is extended and flat. The section is then "rolled" with the ends at the open core center of the roll, wherein the ends and the roll are secured within one compartment of device **10**, and wherein the clipped roll is secured to one side of the back of the user's head with the other compartment of device **10**. The second section of the user's hair is rolled and secured in the same fashion with a second dual-compartment barrette device **10**, wherein a pair of rolls are secured, side-by-side, on the back of the users head, forming a novel up-do.

[0049] (7) "Double Clip—Heart" Method (not depicted). Hair is pulled back from one side of the user's head and is secured at the base of the crown in one compartment of device **10**, wherein device **10** is positioned in an elongated fashion, with first end **24a** proximate to the top of the user's head and second end **24b** proximate to the neck of the user, thereby enabling the ends of the hair to extend outward from the head and device **10**. A second grouping of hair is pulled back from the other side of the user's head and is secured in a similar fashion within the second compartment of device **10**. The first grouping of hair extending outwardly from device **10** is looped toward the head and downward toward the neck, and is thereafter secured in a compartment of a second dual-compartment barrette device **10**, wherein the tips of the hair are generally underneath device **10**, proximate to the neck. The second grouping of hair that is

extending outwardly from device **10** is also looped toward the head and downward, and is secured within the second compartment of the second barrette device **10**. This multi-clip look creates a generally heart-shaped display.

[0050] (8) "The Flip" Method (not depicted). Hair is gathered or pulled back from around the face of the user and is secured to and along with longer hair within one compartment of device **10**, preferably proximate to the mid-point of the rear of the head of the user. Longer hair extending downward from device **10** is gathered up and out, and is secured within second compartment of device **10**, wherein the outer surface of the second compartment is visible.

[0051] One skilled in the art would readily recognize that the foregoing novel hair designs are exemplary, but not exhaustive, of the many types and styles that could be fashioned with device **10**, or a combination of more than one device **10**.

[0052] Having thus described exemplary embodiments of the present invention, it should be noted by those skilled in the art that the within disclosures are exemplary only, and that various other alternatives, adaptations, and modifications may be made within the scope of the present invention. Accordingly, the present invention is not limited to the specific embodiments illustrated herein, but is limited only by the following claims.

What is claimed is:

1. A dual-sided barrette device, comprising:
 - a first hair retention clip;
 - a second hair retention clip; and
 - a support member, wherein said first hair retention clip is pivotally carried proximate to a first side of said support member and said second hair retention clip is pivotally carried proximate to a second side of said support member.
2. The dual-sided barrette device of claim 1, further comprising at least one decorative member, said at least one decorative member carried by at least one of said hair retention clips.
3. The dual-sided barrette device of claim 1, further comprising a first brace carried by said first side of said support member, and a second brace carried by said second side of said support member, wherein said first hair retention clip is pivotally carried by said first brace and said second hair retention clip is pivotally carried by said second brace.
4. A two compartment hair accessory, comprising:
 - a first generally elongated compartment defined by a first support wall and a first pivot arm; and
 - a second generally elongated compartment defined by a second support wall and a second pivot arm, wherein said first generally elongated compartment and said second generally elongated compartment are proximate and parallel.
5. The two-compartment hair accessory of claim 4, wherein said first pivot arm and said second support wall are integrally formed.
6. The two-compartment hair accessory of claim 4, wherein at least one of said first and second generally elongated compartments has at least one decorative outer surface.
7. A double hairclip, comprising:
 - a generally elongated, centrally positioned spine having a first side and a second side;
 - a first clasp receiving member carried by said first side of said generally elongated, centrally positioned spine;
 - a second clasp receiving member carried by said second side of said generally elongated, centrally positioned spine;
 - a first support bracket carried by said first side of said generally elongated, centrally positioned spine;
 - a second support bracket carried by said second side of said generally elongated, centrally positioned spine;
 - a first elongated hairclasp pivotally carried by said first support bracket, wherein said first elongated hairclasp is removably received by said first clasp receiving member; and
 - a second elongated hairclasp pivotally carried by said second support bracket, wherein said second elongated hairclasp is removably received by said second clasp receiving member.
8. The double hairclip of claim 7, wherein said first clasp receiving member and said second clasp receiving member are carried proximate to the same end of said generally elongated, centrally positioned spine.
9. The double hairclip of claim 7, wherein said first clasp receiving member and said second clasp receiving member are carried proximate to opposing ends of said generally elongated, centrally positioned spine.
10. The double hairclip of claim 7, further comprising at least one generally resilient, generally arcuate tension bar carried proximate to said generally elongated, centrally positioned spine.
11. The double hairclip of claim 7, wherein said first and second clasp receiving members are dual-member, pressure-release, tension-style brackets.
12. The double hairclip of claim 7, wherein said first and second clasp receiving members are end-lever type brackets.
13. The double hairclip of claim 7, wherein said first and second clasp receiving members are generally bulbous protrusions and wherein said first and second elongated hairclaspers have wire clasp tips, wherein each said wire clasp tip removably and resiliently receives said generally bulbous protrusions.
14. The double hairclip of claim 7, wherein at least one of said first and second elongated hairclaspers further carries a display surface.
15. A method of hairstyling, comprising the steps of:
 - a) obtaining a dual-compartment barrette device;
 - b) selecting a first grouping of a user's hair;
 - c) securing the first grouping of hair within a first compartment of said dual-compartment barrette device;
 - d) selecting a second grouping of a user's hair; and
 - e) securing the second grouping of hair within a second compartment of said dual-compartment barrette device.
16. The method of hairstyling of claim 15, wherein the first grouping of the user's hair is substantially all of the user's hair gathered together at the nape of the neck, wherein the second grouping of the user's hair is the hair extending

from said first compartment of said dual-compartment barrette device, and further comprising the following step:

d) folding the ends of the first grouping of the user's hair upward.

17. The method of hairstyling of claim 15, wherein the first grouping of the user's hair is selected from a top portion of the user's head, the second grouping of the user's hair is selected from a portion of the user's hair generally underneath the first grouping, and further comprising the following steps:

b) twisting the first grouping of hair into a generally circular shape; and

d) twisting the second grouping of hair into a generally circular shape.

18. The method of hairstyling of claim 15, wherein the first grouping of the user's hair is selected from a top portion

of the user's head, the second grouping of the user's hair is selected from the rear portion of the user's head, and further comprising the following step:

b) twisting the first grouping of hair into a generally elongated shape.

19. The method of hairstyling of claim 15, wherein the first grouping of the user's hair is selected from a first side of the user's head, the second grouping of the user's hair is selected from a second side of the user's head, and further comprising the following steps:

b) twisting the first grouping of hair into a generally elongated shape; and

d) twisting the second grouping of hair into a generally elongated shape.

* * * * *