



US00D580134S

(12) **United States Design Patent**
Belley et al.

(10) **Patent No.:** **US D580,134 S**
(45) **Date of Patent:** **** Nov. 11, 2008**

(54) **FOOTWEAR SOLE**

(75) Inventors: **Manon Belley**, Laval (CA); **Martin W. F. Dean**, St. Albans (GB); **Grant A. Urie**, Shelburne, VT (US)

(73) Assignee: **Wolverine World Wide, Inc.**, Rockford, MI (US)

(**) Term: **14 Years**

(21) Appl. No.: **29/293,021**

(22) Filed: **Nov. 7, 2007**

(51) **LOC (8) Cl.** **02-04**

(52) **U.S. Cl.** **D2/952; D2/953**

(58) **Field of Classification Search** D2/902,
D2/947, 949, 951, 953, 957, 959, 960, 954,
D2/956, 952; 36/59 R, 8.4, 3 B, 22 R, 25 R
See application file for complete search history.

(56) **References Cited**

U.S. PATENT DOCUMENTS

D166,742 S *	5/1952	Fellman	D2/955
D328,518 S *	8/1992	Kiyosawa	D2/949
D332,862 S *	2/1993	Kiyosawa et al.	D2/959
D447,616 S	9/2001	Bandini et al.		
D447,854 S	9/2001	Rogers		
D458,739 S *	6/2002	Merceron	D2/954
D466,682 S *	12/2002	Ortuno Santa	D2/954
D483,933 S *	12/2003	Adams et al.	D2/955
D487,331 S	3/2004	Rogers et al.		
D489,520 S *	5/2004	Matis et al.	D2/952
D504,005 S	4/2005	Schoenborn et al.		
D504,757 S	5/2005	Schoenborn et al.		
D513,839 S *	1/2006	McClaskie	D2/952
D518,279 S	4/2006	Schoenborn et al.		
D530,892 S *	10/2006	Issler	D2/954
D539,516 S *	4/2007	McClaskie	D2/955

D540,515 S *	4/2007	McClaskie	D2/952
D546,532 S	7/2007	Matis et al.		
D547,932 S *	8/2007	Loverin	D2/953
D547,933 S *	8/2007	Loverin	D2/955
D547,934 S *	8/2007	Loverin	D2/955
D548,434 S *	8/2007	McClaskie	D2/953
D552,835 S	10/2007	Belley et al.		
D560,052 S *	1/2008	McClaskie	D2/952
2002/0035793 A1 *	3/2002	Byrd	36/8.4

OTHER PUBLICATIONS

Merrell Spring Performance Footwear 2000 Catalog, p. 41.

* cited by examiner

Primary Examiner—Celia A Murphy

(74) *Attorney, Agent, or Firm*—Warner Norcross & Judd LLP

(57) **CLAIM**

The ornamental design for footwear sole, as shown and described.

DESCRIPTION

FIG. 1 is a perspective view of the footwear sole embodying the new design;

FIG. 2 is a bottom view thereof;

FIG. 3 is a right side view thereof;

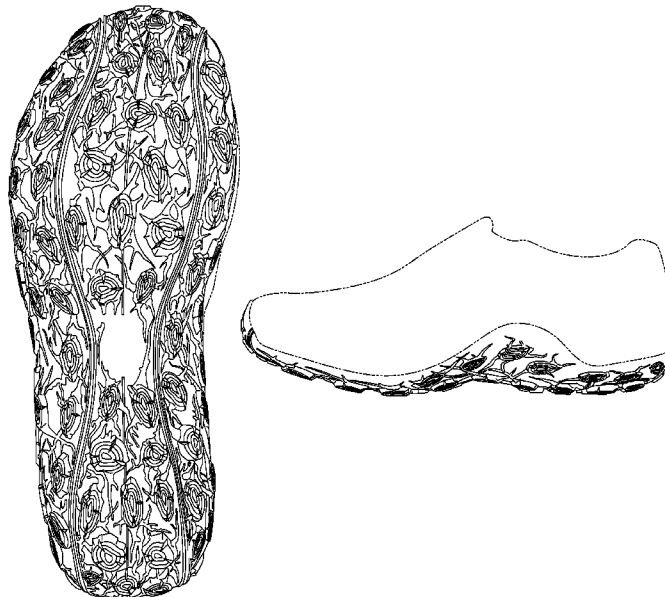
FIG. 4 is a left side view thereof;

FIG. 5 is a front view thereof; and,

FIG. 6 is a rear view thereof.

FIGS. 1–6 show features of an article of footwear in phantom lines. These features are shown for environmental purposes and do not form any part of the claimed design. Further, the phantom lines immediately adjacent the solid-line portions of the design form the boundary of the design, with the phantom lines forming no part of the claimed design.

1 Claim, 4 Drawing Sheets



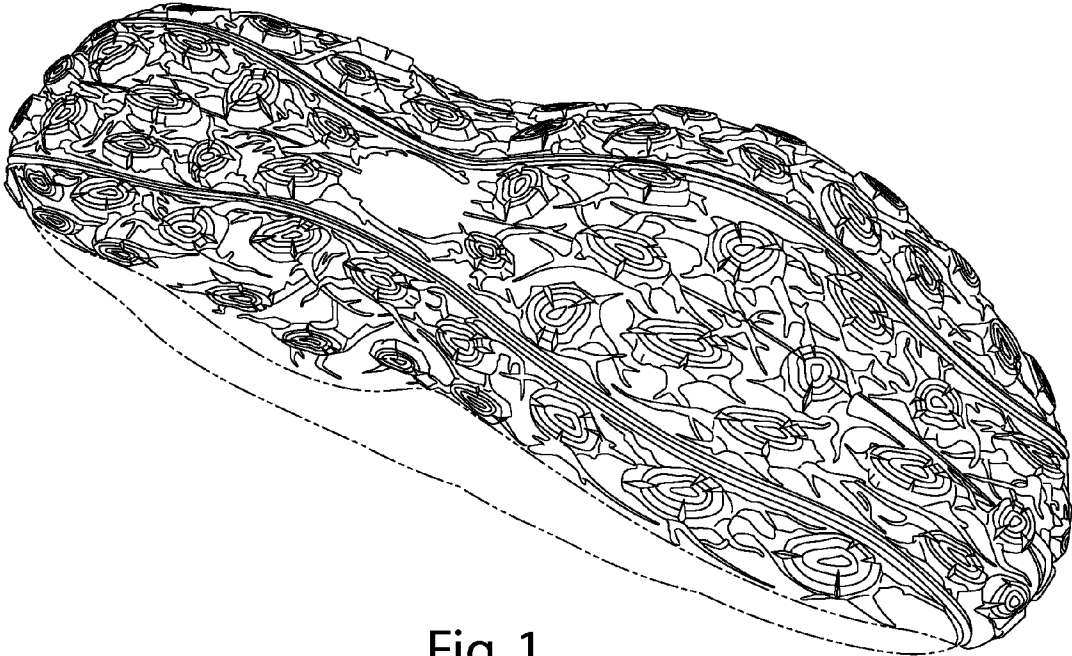


Fig. 1



Fig. 2

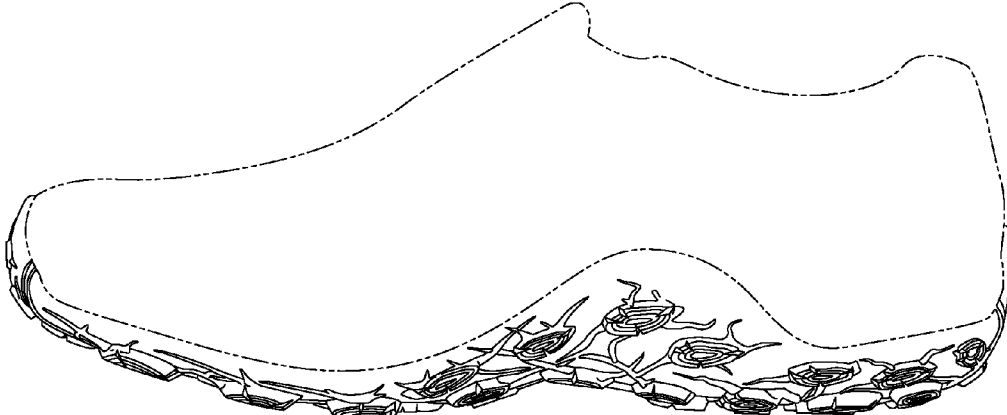


Fig. 3



Fig. 4

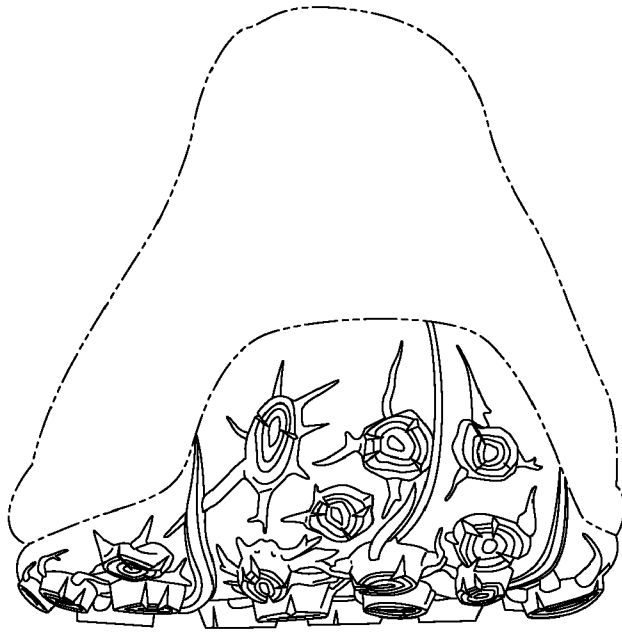


Fig. 5

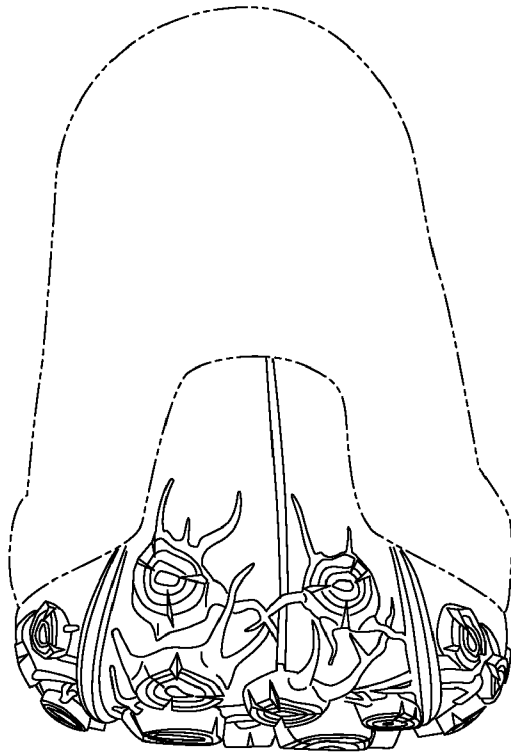


Fig. 6