



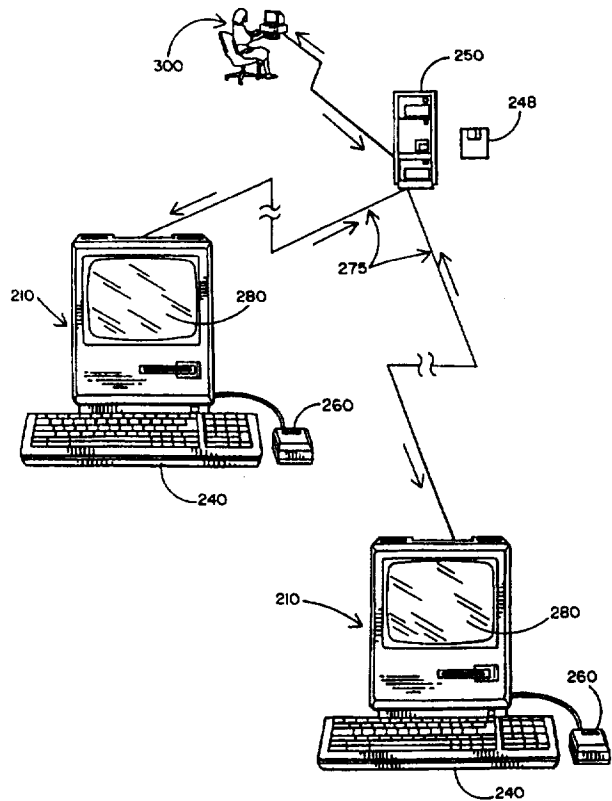
INTERNATIONAL APPLICATION PUBLISHED UNDER THE PATENT COOPERATION TREATY (PCT)

<p>(51) International Patent Classification <sup>6</sup> : <b>G06F 17/60</b></p>	<p><b>A1</b></p>	<p>(11) International Publication Number: <b>WO 98/06049</b> (43) International Publication Date: 12 February 1998 (12.02.98)</p>
<p>(21) International Application Number: PCT/US97/13567 (22) International Filing Date: 31 July 1997 (31.07.97) (30) Priority Data: 08/695,095 8 August 1996 (08.08.96) US 08/725,635 8 October 1996 (08.10.96) US (60) Parent Application or Grant (63) Related by Continuation US 08/725,635 (CIP) Filed on 8 October 1996 (08.10.96) (71) Applicant (for all designated States except US): ONSALE, INC. [US/US]; 1953 Landings Drive, Mountain View, CA 94043 (US). (72) Inventors; and (75) Inventors/Applicants (for US only): FISHER, Alan, S. [US/US]; 40859 Calido Place, Fremont, CA 94539-3633 (US). KAPLAN, Samuel, Jerrold [US/US]; 910 West Santa Inez Avenue, Hillsborough, CA 94010 (US). (74) Agents: TACHNER, Adam, H. et al.; Crosby, Heafey, Roach &amp; May, 1999 Harrison Street, Oakland, CA 94612 (US).</p>	<p>(81) Designated States: AL, AM, AT, AU, AZ, BA, BB, BG, BR, BY, CA, CH, CN, CU, CZ, DE, DK, EE, ES, FI, GB, GE, GH, HU, IL, IS, JP, KE, KG, KP, KR, KZ, LC, LK, LR, LS, LT, LU, LV, MD, MG, MK, MN, MW, MX, NO, NZ, PL, PT, RO, RU, SD, SE, SG, SI, SK, SL, TJ, TM, TR, TT, UA, UG, US, UZ, VN, YU, ZW, ARIPO patent (GH, KE, LS, MW, SD, SZ, UG, ZW), Eurasian patent (AM, AZ, BY, KG, KZ, MD, RU, TJ, TM), European patent (AT, BE, CH, DE, DK, ES, FI, FR, GB, GR, IE, IT, LU, MC, NL, PT, SE), OAPI patent (BF, BJ, CF, CG, CI, CM, GA, GN, ML, MR, NE, SN, TD, TG).</p> <p><b>Published</b> <i>With international search report. Before the expiration of the time limit for amending the claims and to be republished in the event of the receipt of amendments.</i></p>	

(54) Title: SYSTEM FOR SUPPLYING AUTOMATIC STATUS UPDATES USING ELECTRONIC MAIL

(57) Abstract

A system is disclosed for automatically updating the status of customers' orders and shipments via electronic mail without using a human attendant to create and send the electronic mail messages. Preferably implemented in software, the updating system allows a large set of customers to be periodically updated over a computer or communications network via electronic mail. The system includes a database for maintaining order and shipping status and other relevant information.



**FOR THE PURPOSES OF INFORMATION ONLY**

Codes used to identify States party to the PCT on the front pages of pamphlets publishing international applications under the PCT.

AL	Albania	ES	Spain	LS	Lesotho	SI	Slovenia
AM	Armenia	FI	Finland	LT	Lithuania	SK	Slovakia
AT	Austria	FR	France	LU	Luxembourg	SN	Senegal
AU	Australia	GA	Gabon	LV	Latvia	SZ	Swaziland
AZ	Azerbaijan	GB	United Kingdom	MC	Monaco	TD	Chad
BA	Bosnia and Herzegovina	GE	Georgia	MD	Republic of Moldova	TG	Togo
BB	Barbados	GH	Ghana	MG	Madagascar	TJ	Tajikistan
BE	Belgium	GN	Guinea	MK	The former Yugoslav Republic of Macedonia	TM	Turkmenistan
BF	Burkina Faso	GR	Greece			TR	Turkey
BG	Bulgaria	HU	Hungary	ML	Mali	TT	Trinidad and Tobago
BJ	Benin	IE	Ireland	MN	Mongolia	UA	Ukraine
BR	Brazil	IL	Israel	MR	Mauritania	UG	Uganda
BY	Belarus	IS	Iceland	MW	Malawi	US	United States of America
CA	Canada	IT	Italy	MX	Mexico	UZ	Uzbekistan
CF	Central African Republic	JP	Japan	NE	Niger	VN	Viet Nam
CG	Congo	KE	Kenya	NL	Netherlands	YU	Yugoslavia
CH	Switzerland	KG	Kyrgyzstan	NO	Norway	ZW	Zimbabwe
CI	Côte d'Ivoire	KP	Democratic People's Republic of Korea	NZ	New Zealand		
CM	Cameroon			PL	Poland		
CN	China	KR	Republic of Korea	PT	Portugal		
CU	Cuba	KZ	Kazakstan	RO	Romania		
CZ	Czech Republic	LC	Saint Lucia	RU	Russian Federation		
DE	Germany	LI	Liechtenstein	SD	Sudan		
DK	Denmark	LK	Sri Lanka	SE	Sweden		
EE	Estonia	LR	Liberia	SG	Singapore		

## SYSTEM FOR SUPPLYING AUTOMATIC STATUS UPDATES USING ELECTRONIC MAIL

### BACKGROUND OF THE INVENTION

#### 5 1. Field of the Invention

The present invention relates generally to electronic commerce and more particularly to updating customers as to the status of their orders and order shipments.

#### 2. Description of the Related Art

10 In the mail order industry, it is common practice to notify customers by mail when their orders are backlogged or their shipments will be delayed for some reason. The advent of wide area electronic networks like the Internet has made it possible for customers to query the status of their orders and shipments by directly accessing the merchants' and shippers' information systems. For example, both Federal Express®  
15 (FedEx®) and United Parcel Service (UPS®) have world wide web sites on the Internet where customers can track the shipping status of their packages by simply inputting the package's tracking number to a computer form on a web page.

20 There is an advantage however, to notifying customers by mail when their shipments will be delayed, because the customer is not required to take any action to receive this notification -- that is, the customer does not have to proactively access the Internet or other network, go to the shipper's world wide web site, and obtain and input a parcel tracking number in order to check on the shipping status.

25 In U.S. Patent No. 5,428,778 to Brookes, a keyword based profile is used to match information coming into a system with the users' interests. In Brookes, the user is alerted to the presence of the information in the database (perhaps because there is a delivery fee associated with the information), but the information is not actually delivered to the user.

30

Also in the related art are several Internet-based electronic mail systems that

5 deliver information to users daily via E-mail based on personal profiles. There are, for example, several stock quotation services that electronically mail a list of a user's personal favorite stock prices each day. Unlike Brookes, such systems do deliver the information directly to the user. However, the user is required to submit an interest profile to the system in order to receive feedback.

10 There is a need in the art, therefore, for a system and method for automatically notifying a party of the status of a delivery without requiring submission of a status request or special profile information from the party.

### 10 **SUMMARY OF THE INVENTION**

15 The present invention overcomes the disadvantages of the background art by providing a method and system for automatically providing customers with their order status via electronic mail over a computer network without the aid of a human customer service representative and without the need for user profile information.

20 To address the shortcomings of the background art, the present invention provides, in a computer network enabling communication between a plurality of computers, a method and system for processing and transmitting update information, implemented as a program on a first computer within said network, the system comprising record creation means for creating a record in response to an order submitted to the first computer by a first party, status information retrieval means for retrieving status information relevant to the order, record update means for updating the record in response to the retrieved status information, message generation means  
25 for generating an electronic mail status message reflective of the updated record, and message transmission means for transmitting the electronic mail status message to the first party across the network.

30 For example, when a customer places an order with a merchant, the customer provides the merchant with an electronic mail address. Then, the merchant ships the order via a common carrier such as FedEx, UPS or the postal service. The system of

the present invention periodically interrogates the carrier's information system via a computer network to check the transit status of the order. When the transit status, location, or other relevant information changes, the system automatically composes and transmits an electronic mail message to the customer, informing the customer of the status of the shipment. The system may send messages notifying the customer of such common events as (1) when the order is initially sent to the shipper, (2) when the shipment leaves the shipper's distribution center, (3) the current or approximate physical location of the shipment once the shipment is in transit (e.g., headed westbound on Interstate 70 between St. Louis and Kansas City), (4) when the shipment reaches a distribution terminal for transfer to another truck or form of carriage, and (5) when the shipment is received at the customer's location. Notifying business customers that the shipment has been received at a site is especially important because it often takes one to two days for a company's internal mail system to deliver a package to the customer's desk once it has been received at the site's receiving dock, front office or mail room.

The primary advantage of this system is that it results in higher customer loyalty because customers are kept well informed of the status of their orders or shipments without taking any additional action beyond providing an electronic mail address to the merchant or shipper. Moreover, since the cost of electronic mail transmissions is extremely low, the system and method lower costs for merchants or shippers to provide status information to their customers

#### **BRIEF DESCRIPTION OF THE DRAWINGS**

The aforementioned advantages of the invention, as well as additional advantages thereof, will be more fully understood as a result of a detailed description of the preferred embodiment when taken in conjunction with the accompanying drawings in which:

FIG. 1 illustrates a preferred computer environment for implementing the system and method of the present invention.

FIG. 2 is block diagram of components illustrating a preferred embodiment of the present invention.

FIG. 3 is a flowchart illustrating the status requester and its method of operation.

5

FIG. 4 is a flowchart illustrating the status receiver and its method of operation.

FIG. 5 is a flowchart illustrating the electronic mail messenger and its method of operation.

10

### **DETAILED DESCRIPTION OF A PREFERRED EMBODIMENT**

The present invention is preferably implemented as a computer program 248 running on a central server host computer shown in FIG. 1, attached to a wide area network 275 accessible by many potential customers through remote terminals 210 using keyboard 240, pointing device 260 and monitor 280. A preferred network for implementing the present invention is the Internet which is accessible by a significant percentage of the world population, although the network may also be a local area or limited area accessible network.

15

20

Information about the customers and their respective orders is maintained in a status database 16 such as the one shown in FIG. 2. Status database 16 may be maintained on server 250 shown in FIG. 1. Individual customer orders may be placed in this database either by order entry personnel 300 or electronically by order entry systems also attached to wide area network 275 of FIG. 1. Status information in status database 16 may be updated manually by order entry personnel or electronically by other means such as status receiver 14 shown in FIG. 2.

25

30

Periodically, status register 13 sends a status request to another host computer on wide area network 275, such as a common carrier shipping service like UPS or FedEx. Status information 11 is returned and received by status receiver 14 which places the new status information in status database 16. When status receiver 14

updates the status in status database 16, it sets a flag on the particular database record indicating a change in status.

5 Periodically, electronic mail messenger 15 checks status database 16, to see if the status of any record has changed, by examining the records' status flags. If a record has been flagged, then electronic mail messenger 15 composes an electronic mail message 12 based on the new status information in status database 16. This electronic mail message 12 is transmitted to the customer over the wide area network 275.

10

FIG. 3 illustrates the operation of status requester 13. In a preferred embodiment, the status requester is continually running a program that periodically requests status updates from other host computers on wide area network 275. After waiting 21 for a designated time, which for a shipping status update is preferably every 15 six to twenty-four hours, status database 16 is checked 22 to see if there are more status records. If so, then a status record is selected 23 and a status request is composed 24. This status request is sent 25 to another host computer on wide area network 275. This requesting process continues until each of the status records in status database 16 have been checked 22.

20

FIG. 4 illustrates the operation of status receiver 14. In the preferred embodiment, the status receiver is a continually running program that periodically receives status information 11 from another host computer on wide area network 275 based on requests generated by status requester 13. Wide area network 275 is 25 continually checked for new status information 11. If new status information is found available at 31 then the status information is received 32 and the corresponding status record is fetched 33 from status database 16. The information is compared with that in the status record to determine 34 if the received information is new. If the received information is new, then the status record is updated 35 in status database 16 and the 30 Updated Status flag is set 36 in the status record.

FIG. 5 illustrates the operation of electronic mail messenger 15. In a preferred embodiment, the electronic mail messenger is a continually running program that periodically checks 41 status database 16 to see if any records have an "Updated Status" flag set. If so, the appropriate status record is fetched 42 from status database 16 and an electronic mail message is composed 43 regarding the new status information. This electronic mail message is then preferably sent 44 to the recipient over wide area network 275.

One skilled in the art to which the present invention pertains will recognize that the various components of the system may communicate between themselves in a variety of ways. In a preferred embodiment, status receiver 14 signals electronic mail messenger 15, via an "Updated Status" flag in the appropriate database records, that a new update message should be sent. However, status receiver 14 could directly communicate with electronic mail messenger 15 to send a status update message without setting a signaling flag in status database 16 and awaiting discovery of such a flag by the electronic mail messenger.

One skilled in the art to which the present invention pertains will further recognize that components of status requester 13 and status receiver 14 may be combined into a single module that communicates with a remote host computer in a synchronous fashion. For example, the status requester portion of the combined module could send a status request to the remote host computer and wait for the status information to be received before proceeding to submit the next status request to the remote host computer. This type of synchronous operation is quite common in electronic data interchange applications.

The present invention is preferably implemented as a software program on a host computer such as 250 in FIG. 1 within a network 275 such as the Internet. The program may be loaded onto computer 250 from disk 248 or a similar storage medium

A general description of the present invention as well as a preferred



embodiment of the present invention has been set forth above. Those skilled in the art to which the present invention pertains will recognize and be able to practice additional variations to the methods and system described within the teachings of this invention.

Accordingly, all such modifications and additions are deemed to be within the scope of the invention which is to be limited only by the appended claims.

5

**CLAIMS**

What is claimed is:

- 5 1. In a computer network enabling communication between a plurality of computers, an update processing and transmission system implemented as a program on a first computer within said network, said system comprising:
- record creation means for creating a record in response to an order submitted to said first computer by a first party;
- status information retrieval means for retrieving status information about said order;
- 10 record update means for updating said record in response to said retrieved status information;
- message generation means for generating an electronic mail status message reflective of said updated record;
- message transmission means for transmitting said electronic mail status
- 15 message to said first party across said network.
2. The system of claim 1, wherein said status information relates to shipment of an item specified within said record.
- 20 3. The system of claim 1, wherein status information retrieved by said status information retrieval means is contained on a second computer remote from said first computer and within said network.
4. The system of claim 1, wherein said updating means includes a system
- 25 attendant for manually inputting update data.
5. The system of claim 1, wherein said record is stored on a record database within said first computer.
- 30 6. The system of claim 1, further comprising a status database for separately storing status information about said record.

7. In a computer network enabling communication between a plurality of computers, a method for update processing and transmission implemented as a program on a first computer within said network, said method comprising the steps of:

5 creating a record in response to an order submitted to said first computer by a first party;

retrieving status information relevant to said order;

updating said record in response to said retrieved status information;

generating an electronic mail status message reflective of said updated record;

10 transmitting said electronic mail status message to said first party across said network.

8. The method of claim 7, wherein said status information relates to shipment of an item specified within said record.

15 9. The method of claim 7, wherein status information retrieved by execution of said retrieving step is contained on a second computer removed from said first computer and within said network.

20 10. The method of claim 7, wherein said updating step is performed manually by a system attendant.

11. The method of claim 7, wherein said record is stored on a record database within said first computer.

25 12. The system of claim 7, further comprising separately storing status information about said record on a status database.

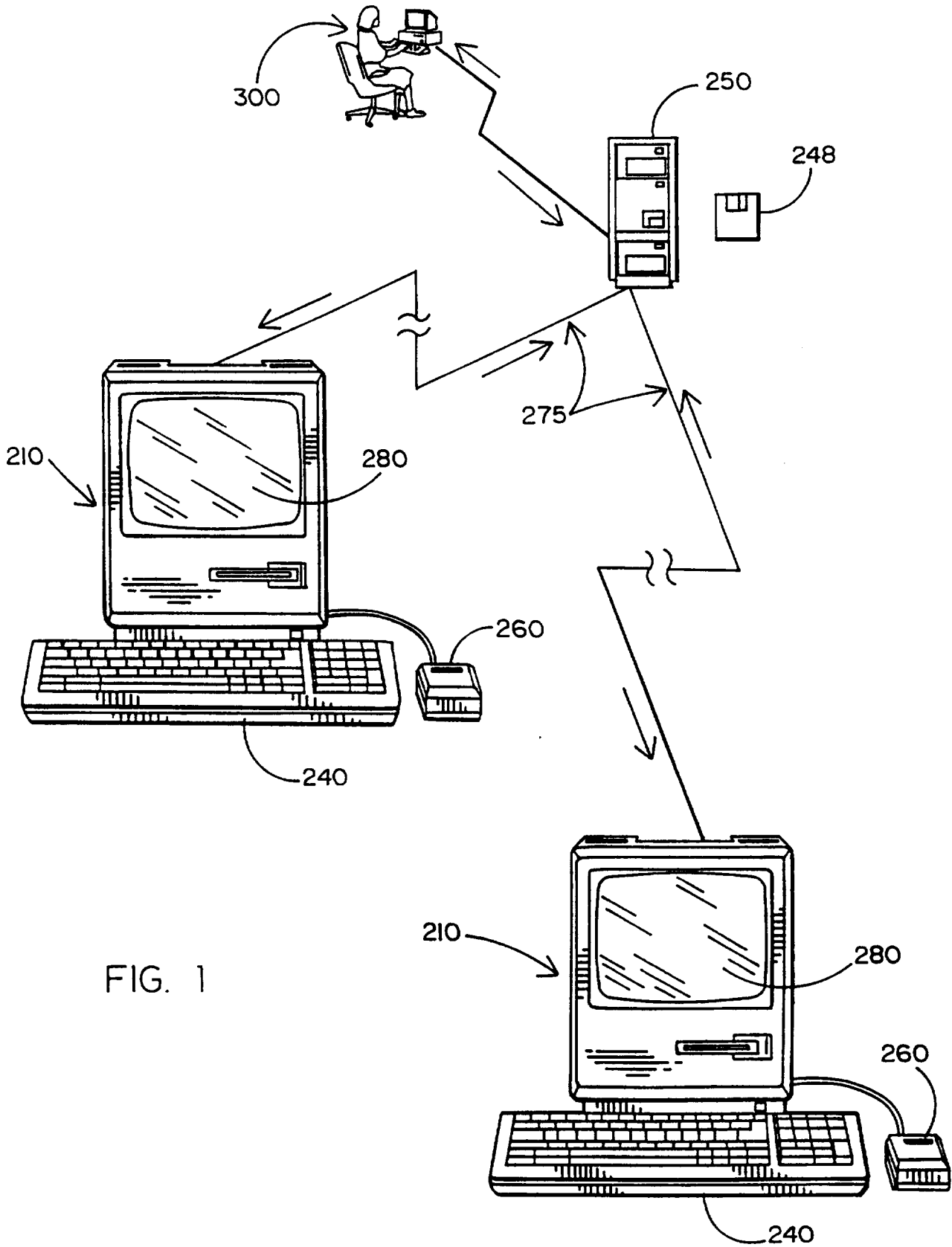


FIG. 1

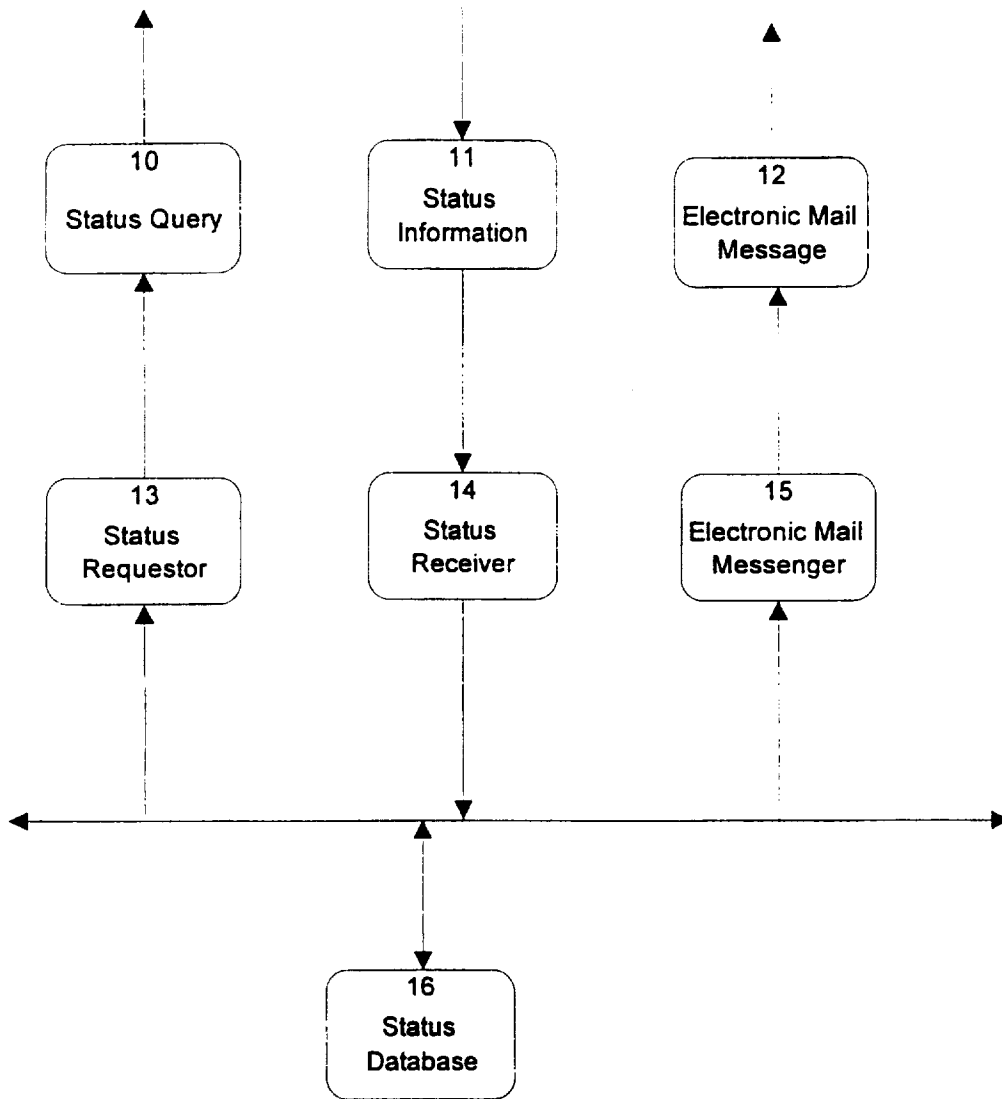


FIG. 2

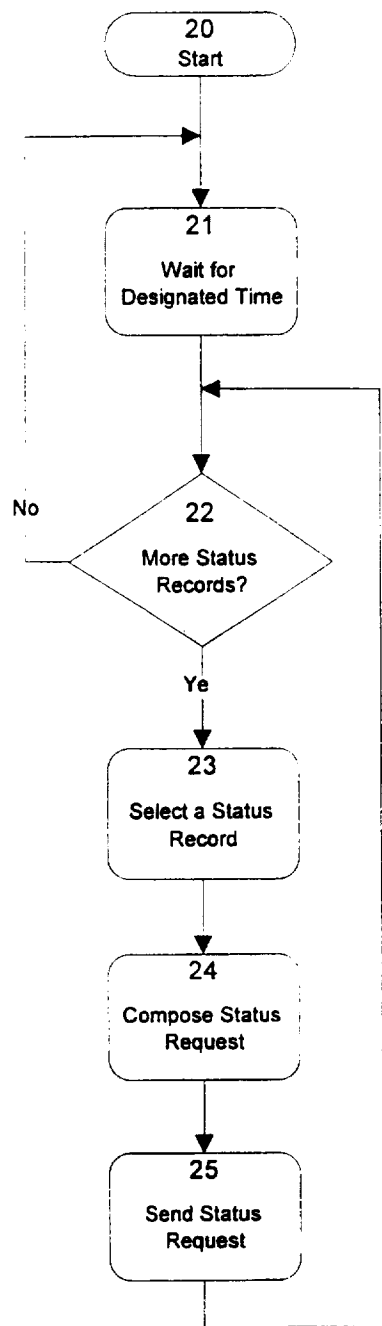


FIG. 3

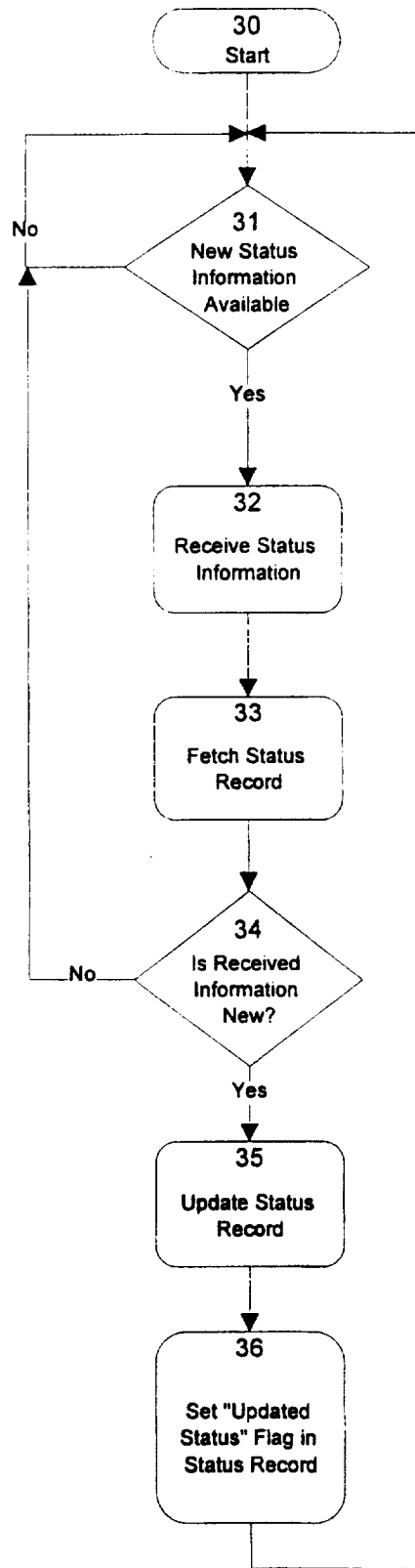
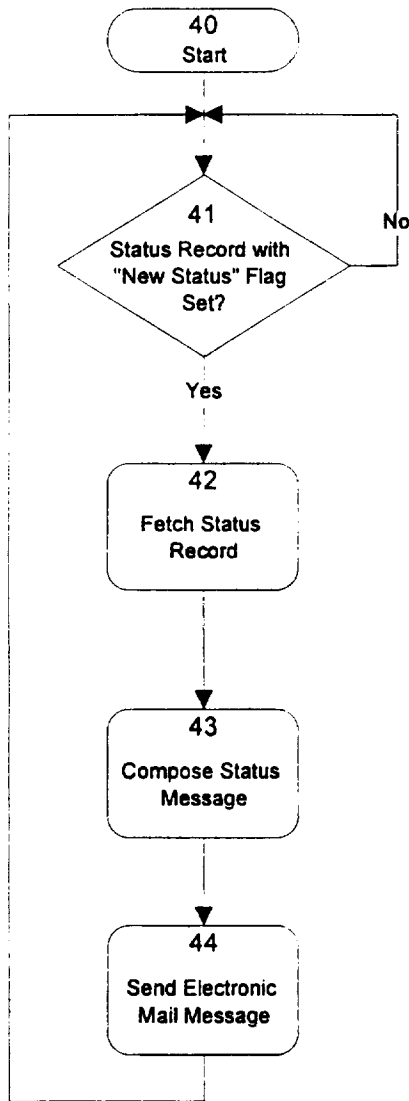


FIG. 4



**FIG. 5**



# INTERNATIONAL SEARCH REPORT

International Application No

PCT/US 97/13567

**A. CLASSIFICATION OF SUBJECT MATTER**  
IPC 6 G06F17/60

According to International Patent Classification (IPC) or to both national classification and IPC

**B. FIELDS SEARCHED**

Minimum documentation searched (classification system followed by classification symbols)  
IPC 6 G06F

Documentation searched other than minimum documentation to the extent that such documents are included in the fields searched

Electronic data base consulted during the international search (name of data base and, where practical, search terms used)

**C. DOCUMENTS CONSIDERED TO BE RELEVANT**

Category	Citation of document, with indication, where appropriate, of the relevant passages	Relevant to claim No.
X	HELINSKI P: "Automating Web-site maintenance. 2. Perl-based tools to manage your Web site", WEB TECHNIQUES, DEC. 1996, MILLER FREEMAN, USA, VOL. 1, NR. 9, PAGE(S) 75 - 76, 78, ISSN 1086-556X XP002048313	1,3-6
Y	see page 75, column 1, line 1 - line 20 see page 76, column 3, line 55 - page 78, column 3, line 17 ---	2,7-12
Y	US 4 975 841 A (KEHNEMUYI CRAIG R ET AL) 4 December 1990	2,7-12
A	see abstract; claims 1-4; figures 1,2 see column 1, line 9 - column 4, line 20 ---	1,3-6
	-/--	

Further documents are listed in the continuation of box C.

Patent family members are listed in annex.

\* Special categories of cited documents :

- "A" document defining the general state of the art which is not considered to be of particular relevance
- "E" earlier document but published on or after the international filing date
- "L" document which may throw doubts on priority claim(s) or which is cited to establish the publication date of another citation or other special reason (as specified)
- "O" document referring to an oral disclosure, use, exhibition or other means
- "P" document published prior to the international filing date but later than the priority date claimed

- "T" later document published after the international filing date or priority date and not in conflict with the application but cited to understand the principle or theory underlying the invention
- "X" document of particular relevance: the claimed invention cannot be considered novel or cannot be considered to involve an inventive step when the document is taken alone
- "Y" document of particular relevance: the claimed invention cannot be considered to involve an inventive step when the document is combined with one or more other such documents, such combination being obvious to a person skilled in the art.
- "&" document member of the same patent family

Date of the actual completion of the international search

27 November 1997

Date of mailing of the international search report

12/12/1997

Name and mailing address of the ISA

European Patent Office, P.B. 5818 Patentlaan 2  
NL - 2280 HV Rijswijk  
Tel. (+31-70) 340-2040. Tx. 31 651 epo nl.  
Fax: (+31-70) 340-3016

Authorized officer

Gardiner, A

# INTERNATIONAL SEARCH REPORT

International Application No

PCT/US 97/13567

**C.(Continuation) DOCUMENTS CONSIDERED TO BE RELEVANT**

Category	Citation of document, with indication, where appropriate, of the relevant passages	Relevant to claim No.
A	<p>TOWLE H: "On the fast track with TotalTrack: UPS deploys mobile data service" , DOCUMENT DELIVERY WORLD, APRIL-MAY 1993, USA, VOL. 9, NR. 3, PAGE(S) 30 - 31 , ISSN 1067-0815 XP000560076 see the whole document ---</p>	1-12
A	<p>SAEKI M ET AL: "Supporting distributed individual work in cooperative specification development" , INFORMATION SYSTEMS AND DATA MANAGEMENT. 6TH INTERNATIONAL CONFERENCE, CISMOD '95. PROCEEDINGS. PROCEEDINGS OF CISMOD 95 - 6TH INTERNATIONAL CONFERENCE ON INFORMATION SYSTEMS AND MANAGEMENT OF DATA, BOMBAY, INDIA, 15-17 NOV. 1995 , ISBN 3-540-60584-3, 1995, BERLIN, GERMANY, SPRINGER-VERLAG, GERMANY, PAGE(S) 232 - 247 XP002048314 see page 232, line 17 - page 233, line 21 see page 234, line 10 - line 20 -----</p>	1-12

# INTERNATIONAL SEARCH REPORT

Information on patent family members

International Application No

PCT/US 97/13567

Patent document cited in search report	Publication date	Patent family member(s)	Publication date
US 4975841 A	04-12-90	NONE	
<hr/>			