



US00D825036S

(12) **United States Design Patent**
Merki

(10) **Patent No.:** **US D825,036 S**

(45) **Date of Patent:** **** Aug. 7, 2018**

(54) **FAUCET HANDLE**

D674,055 S * 1/2013 Lord D23/252
D788,270 S * 5/2017 Hong D23/252

(71) Applicant: **Duravit Aktiengesellschaft**, Hornberg
(DE)

* cited by examiner

(72) Inventor: **Kurt Edgar Kwame Merki**, Zürich
(CH)

Primary Examiner — Robert A Delehanty
(74) *Attorney, Agent, or Firm* — Florek & Endres PLLC

(73) Assignee: **DURAVIT**
AKTIENGESELLSCHAFT, Hornberg
(DE)

(57) **CLAIM**

(**) Term: **15 Years**

I claim the ornamental design for a faucet handle, as shown and described.

(21) Appl. No.: **29/603,966**

(22) Filed: **May 15, 2017**

DESCRIPTION

(30) **Foreign Application Priority Data**

Nov. 16, 2016 (WO) 58422

(51) **LOC (11) Cl.** **23-01**

(52) **U.S. Cl.**
USPC **D23/252**

(58) **Field of Classification Search**
USPC D23/238-242, 249, 250, 252, 254;
D8/350, 353

CPC Y10T 137/9464
See application file for complete search history.


FIG. 1 is a perspective view of the faucet handle of the present invention.
FIG. 2 is a left side elevation of the faucet handle of the present invention.
FIG. 3 is a right side elevation of the faucet handle of the present invention.
FIG. 4 is a front elevation of the faucet handle of the present invention.
FIG. 5 is a rear elevation of the faucet handle of the present invention.
FIG. 6 is a top view of the faucet handle of the present invention; and,
FIG. 7 is a bottom view of the faucet handle of the present invention.

(56) **References Cited**

U.S. PATENT DOCUMENTS

D613,374 S * 4/2010 Lammel D23/238

1 Claim, 4 Drawing Sheets






FIG. 1




FIG. 2




FIG. 3




FIG. 4




FIG. 5




FIG. 6




FIG. 7