



US00D373675S

**United States Patent** [19]  
**McMullin**

[11] **Patent Number:** **Des. 373,675**  
[45] **Date of Patent:** **\*\*Sep. 17, 1996**

[54] **PYRAMID RIDGE GOLF SHOE SPIKE**

[75] **Inventor:** **Faris W. McMullin, Boise, Id.**

[73] **Assignee:** **Softspikes, Inc., Rockville, Md.**

[\*\*] **Term:** **14 Years**

[21] **Appl. No.:** **27,882**

[22] **Filed:** **Aug. 31, 1994**

[52] **U.S. Cl. .... D2/962**

[58] **Field of Search ..... D2/962, 906; 36/7.5,**  
**36/126-130, 134, 32 R, 59 C, 59 R, 62,**  
**67 A, 67 B, 67 D**

[56] **References Cited**

**U.S. PATENT DOCUMENTS**

3,577,663 5/1971 Mershon ..... 36/67 D  
3,898,751 8/1975 Gostin ..... 36/67 D

**FOREIGN PATENT DOCUMENTS**

807754 1/1937 France ..... 36/67 D  
2529027 1/1977 Germany ..... 36/67 D

6877 4/1895 United Kingdom ..... 36/67 A  
2223394A 4/1990 United Kingdom .  
9103960 4/1991 WIPO .

*Primary Examiner*—Doris V. Coles  
*Attorney, Agent, or Firm*—Fish & Neave

[57] **CLAIM**


The ornamental design for a pyramid ridge golf shoe spike, as shown and described.

**DESCRIPTION**

FIG. 1 is a perspective view of a pyramid ridge golf shoe spike, showing my new design;  
FIG. 2 is another perspective view thereof;  
FIG. 3 is a bottom plan view thereof;  
FIG. 4 is a side elevational view, the opposite side being a mirror image thereof; and,  
FIG. 5 is a top plan view.

The broken line showing of a portion of shoe in FIG. 1 is for illustrative purposes only, and forms no part of the claimed design.

**1 Claim, 2 Drawing Sheets**



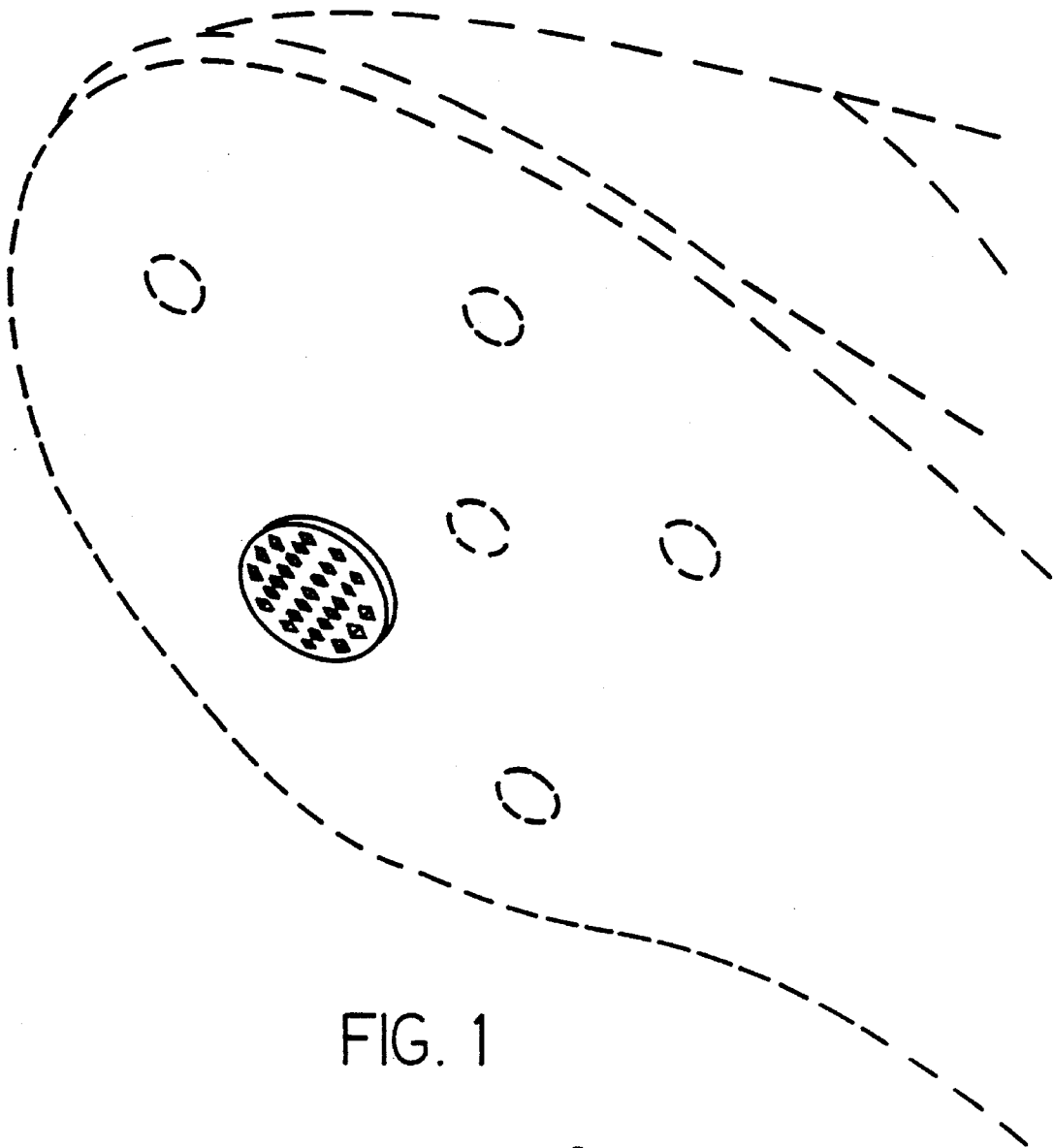


FIG. 1




FIG. 2




FIG. 3




FIG. 4

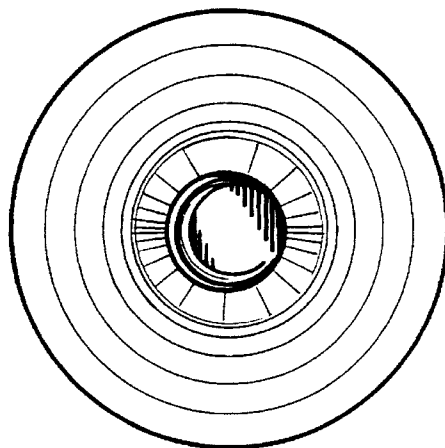


FIG. 5