



US00D574615S

(12) **United States Design Patent**
Picot et al.

(10) **Patent No.:** **US D574,615 S**

(45) **Date of Patent:** **** Aug. 12, 2008**

(54) **PROTECTIVE CASE FOR LAPTOP COMPUTERS**

(75) Inventors: **Francois Picot**, Combloux (FR); **Gerald Truffier-Blanc**, La Terrasse (FR)

(73) Assignee: **Mobilis Development** (FR)

(**) Term: **14 Years**

(21) Appl. No.: **29/281,566**

(22) Filed: **Jun. 26, 2007**

(30) **Foreign Application Priority Data**

Dec. 28, 2006 (EM) 000644349-0001

(51) **LOC (8) Cl.** **03-01**

(52) **U.S. Cl.** **D3/289; D3/900**

(58) **Field of Classification Search** D3/203.1,
D3/203.6, 273, 276, 287, 289, 301, 900;
190/100, 109, 115, 119, 900, 903
See application file for complete search history.

(56) **References Cited**

U.S. PATENT DOCUMENTS

D278,860	S	*	5/1985	Katz et al.	D3/289
4,872,538	A	*	10/1989	Fournier	190/111
D304,783	S	*	11/1989	Forman	D3/285
5,325,970	A	*	7/1994	Dillon et al.	206/576
D360,977	S	*	8/1995	Katz	D3/276
D379,267	S	*	5/1997	Roegner	D3/285
D399,056	S	*	10/1998	Tawil	D3/283
D405,957	S	*	2/1999	Test	D3/289
6,053,634	A	*	4/2000	Kay	383/4
D434,901	S	*	12/2000	Eskandry	D3/284
D441,533	S	*	5/2001	Tawil	D3/283
D445,252	S	*	7/2001	Klamm	D3/289

D458,749	S	*	6/2002	Bruni et al.	D3/289
D459,076	S	*	6/2002	Chapelier	D3/289
D464,197	S	*	10/2002	Kegels	D3/289
D485,065	S	*	1/2004	Pelleg	D3/289
D506,609	S	*	6/2005	Hillman	D3/289
D518,293	S	*	4/2006	Lam	D3/273
D518,640	S	*	4/2006	Hoofnagle	D3/321
D524,049	S	*	7/2006	Hughes	D3/289
D529,717	S	*	10/2006	Brancky	D3/285
7,303,077	B2	*	12/2007	Harlocker	206/576

* cited by examiner

Primary Examiner—Philip Hyder

Assistant Examiner—Roselynn Cody

(74) *Attorney, Agent, or Firm*—Cantor Colburn LLP

(57) **CLAIM**

I claim, the ornamental design for a protective case for laptop computers, as shown and described.

DESCRIPTION

FIG. 1 is a front perspective view of a protective case for laptop computers, showing my new design;

FIG. 2 is top plan view thereof;

FIG. 3 is a bottom plan view thereof;

FIG. 4 is a front elevation view thereof;

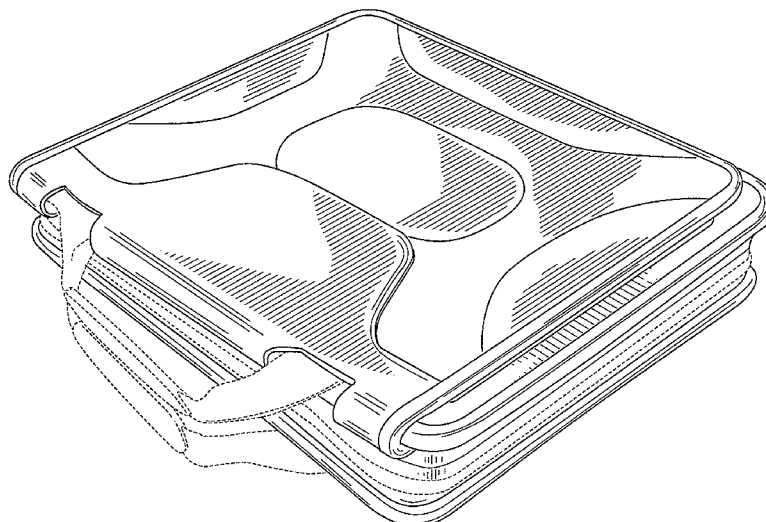
FIG. 5 is a rear elevation view thereof;

FIG. 6 is a side view thereof taken from the right of FIG. 2; and,

FIG. 7 is a side view thereof taken from the left of FIG. 2.

The broken line showing of the zipper in FIGS. 1 and 4–7 and the handle shown throughout the drawing disclosure form no part of the claimed design.

1 Claim, 5 Drawing Sheets



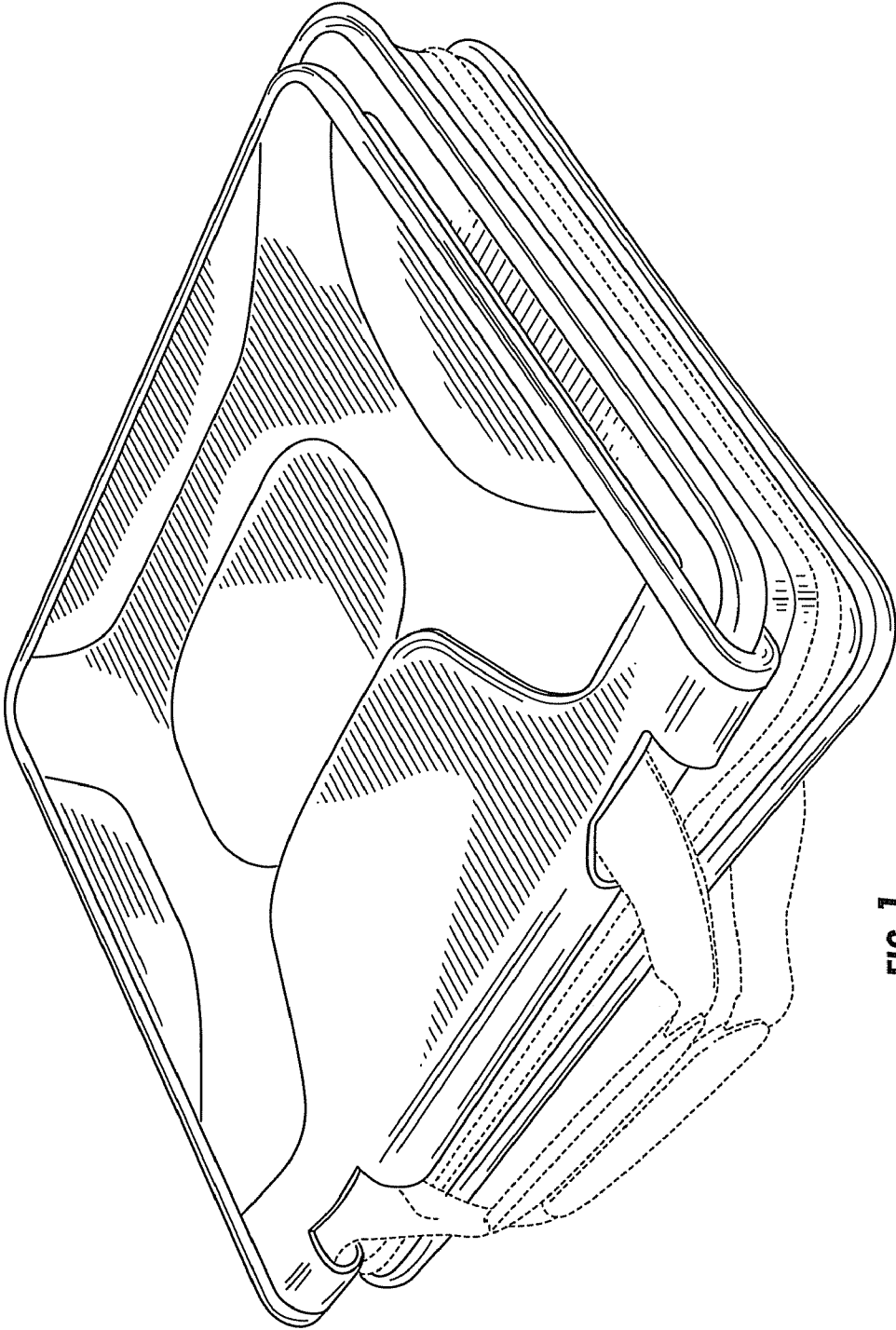


FIG. 1

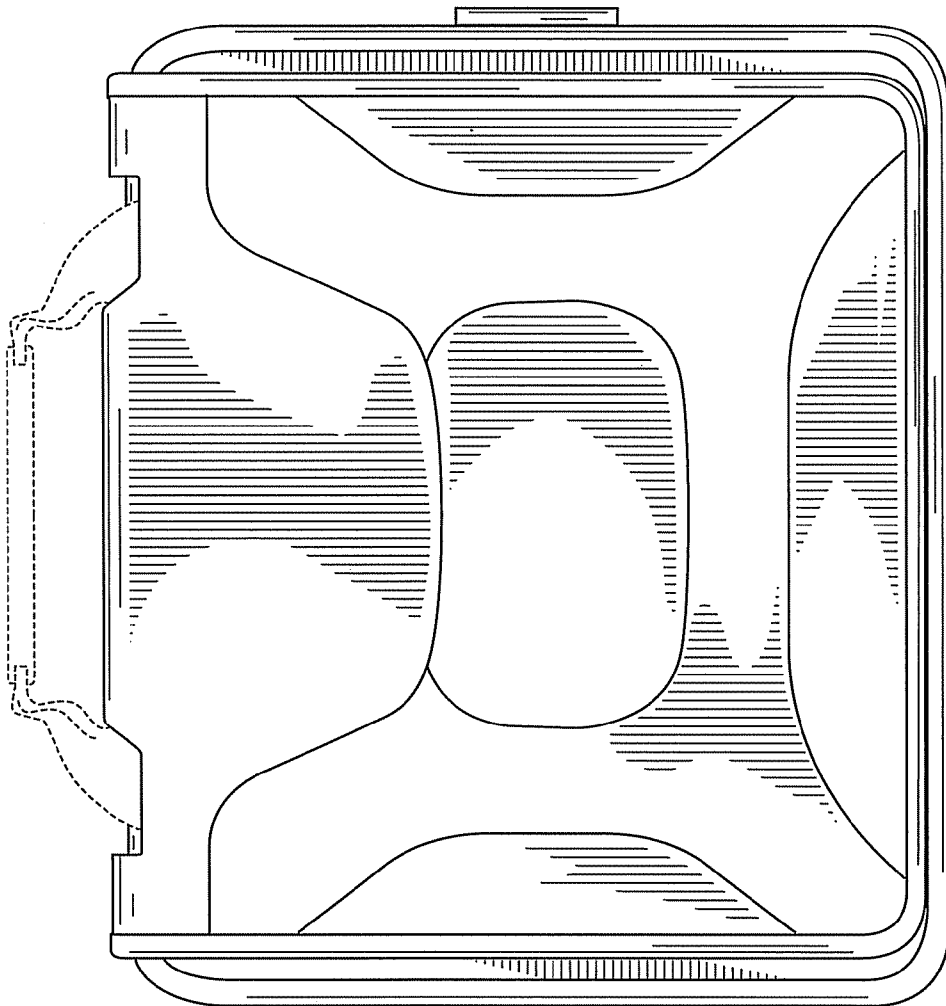


FIG. 2

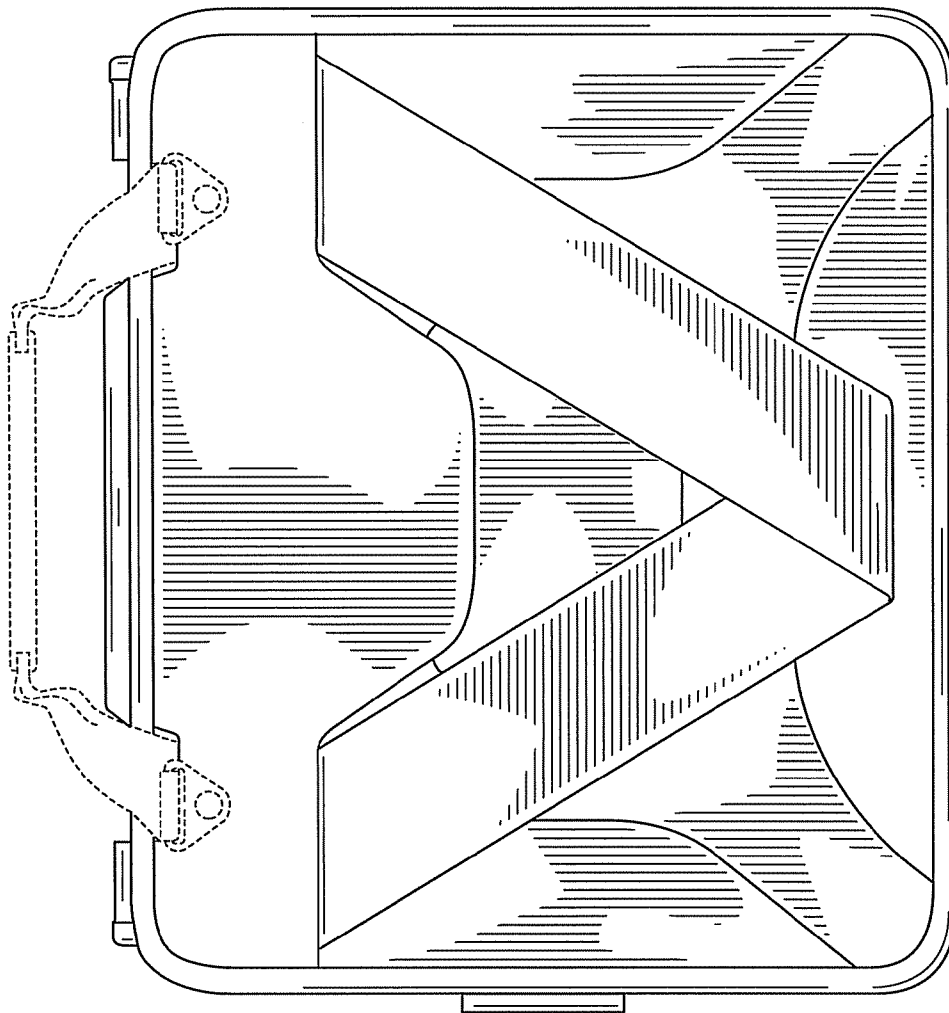


FIG. 3

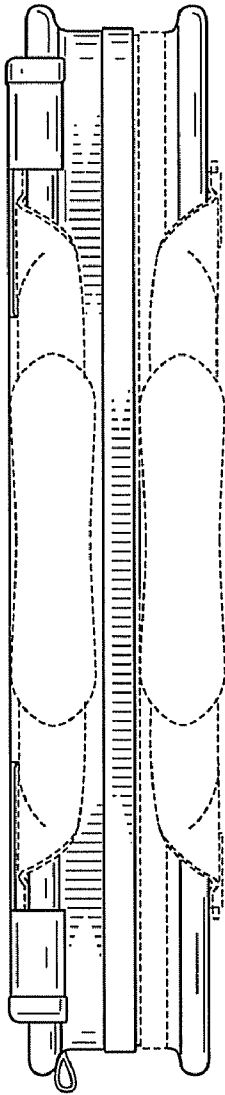


FIG. 4

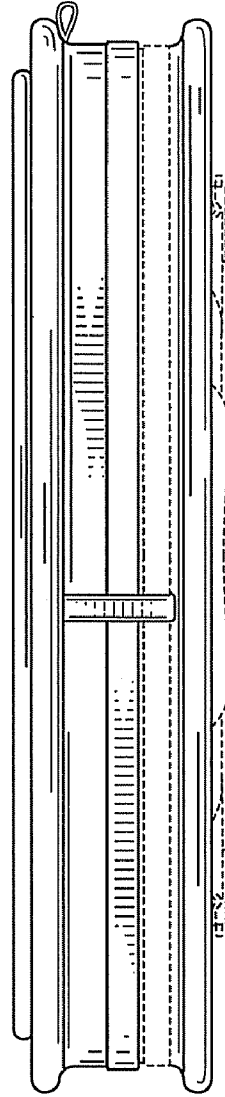


FIG. 5

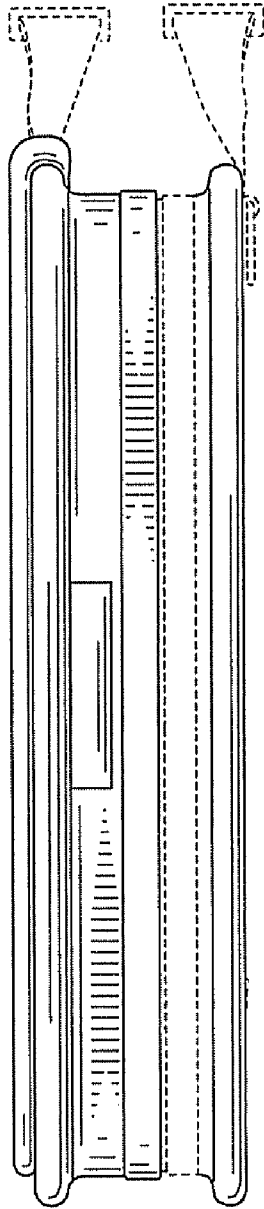


FIG. 6

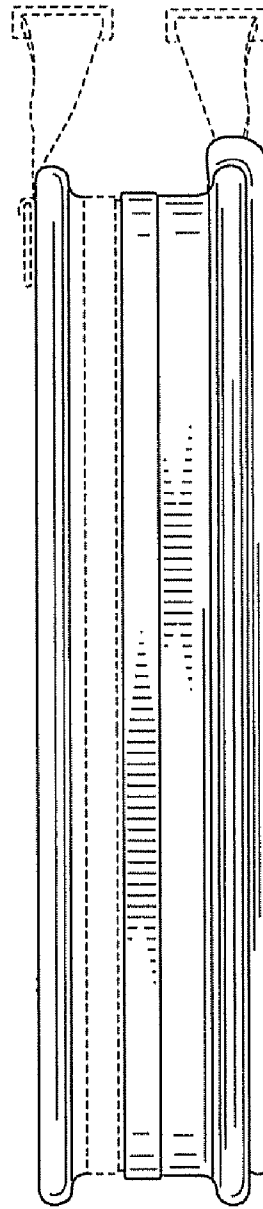


FIG. 7