



US 20060242741A1

(19) **United States**

(12) **Patent Application Publication**
Krupke et al.

(10) **Pub. No.: US 2006/0242741 A1**

(43) **Pub. Date: Oct. 26, 2006**

(54) **METHOD, ARRANGEMENT AND USE OF AN ARRANGEMENT FOR SEPARATING METALLIC CARBON NANOTUBES FROM SEMI-CONDUCTING CARBON NANOTUBES**

(75) Inventors: **Ralph Krupke**, Stutensee (DE); **Frank Henrich**, Karlsruhe (DE)

Correspondence Address:
VENABLE LLP
P.O. BOX 34385
WASHINGTON, DC 20045-9998 (US)

(73) Assignee: **Forschungszentrum Karlsruhe GmbH**, Karlsruhe (DE)

(21) Appl. No.: **11/285,313**

(22) Filed: **Nov. 23, 2005**

Related U.S. Application Data

(62) Division of application No. 10/815,977, filed on Apr. 2, 2004.

(30) **Foreign Application Priority Data**

Apr. 8, 2003 (DE)..... 103 15 897.9

Publication Classification

(51) **Int. Cl.**
B07B 15/00 (2006.01)

(52) **U.S. Cl.** **977/845**; 209/12.2

(57) **ABSTRACT**

A method for separating metallic carbon nanotubes and semi-conducting carbon nanotubes includes providing a suspension containing a plurality of individual metallic carbon nanotubes and semi-conducting carbon nanotubes in a liquid, for which the dielectric constant ϵ_L meets the requirement: $\epsilon_M > \epsilon_L > \epsilon_H$, wherein ϵ_M is the dielectric constant of the metallic carbon nanotubes and ϵ_H is the dielectric constant of the semi-conducting carbon nanotubes. A non-homogeneous electric alternating field is applied to the suspension to create spatially separate species of the metallic carbon nanotubes and the semi-conducting carbon nanotubes. At least one of the separate species is then removed.

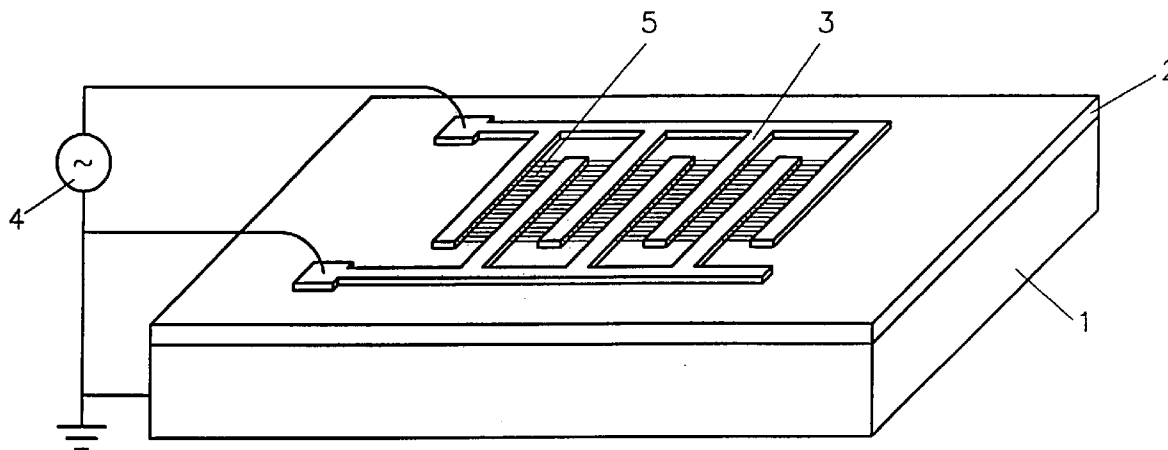


Fig. 1

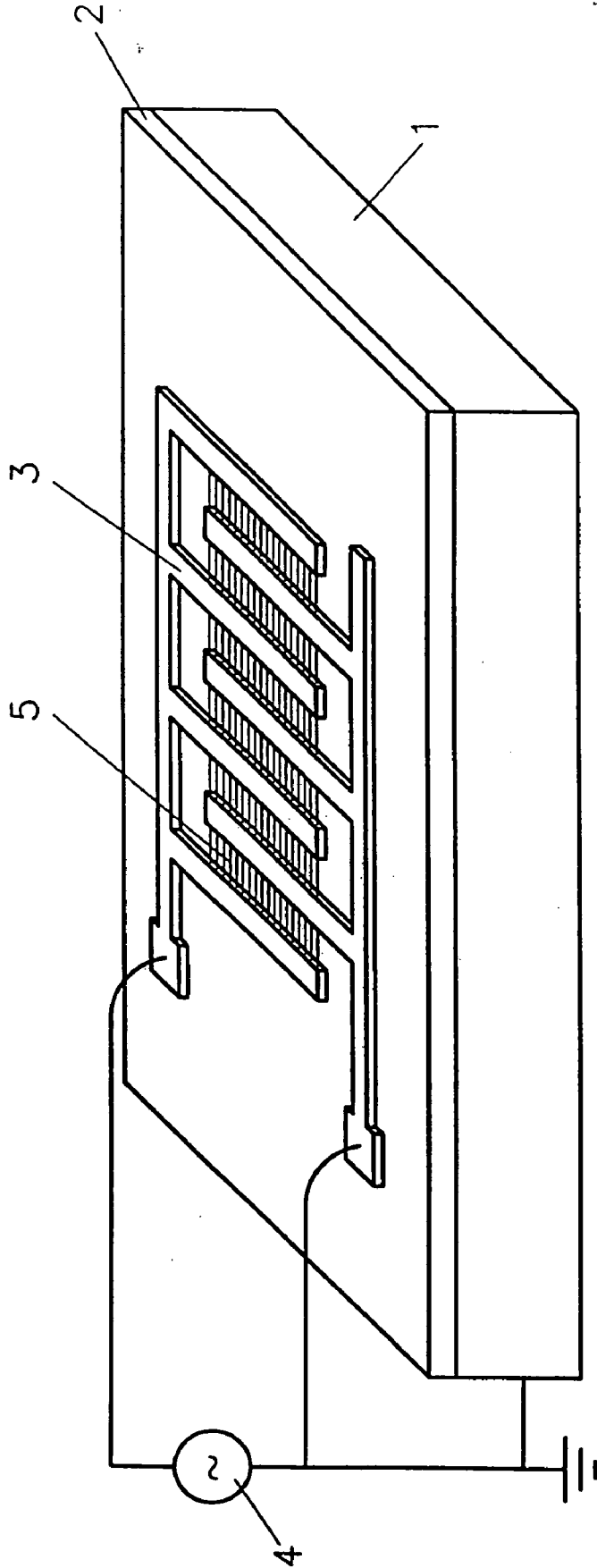


Fig. 2

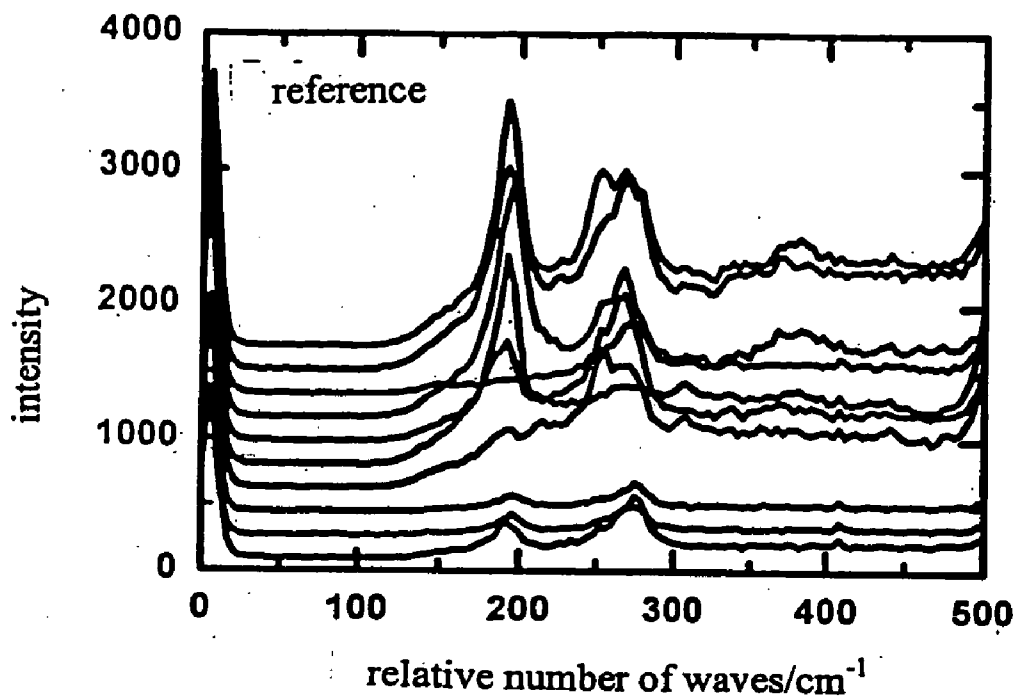


Fig. 3

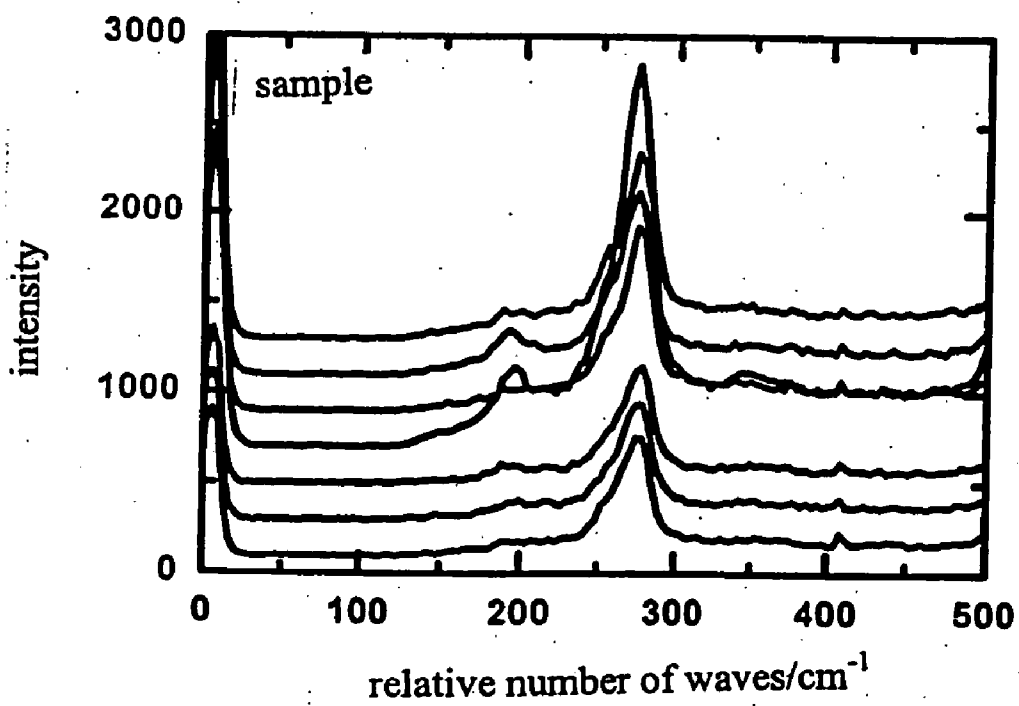
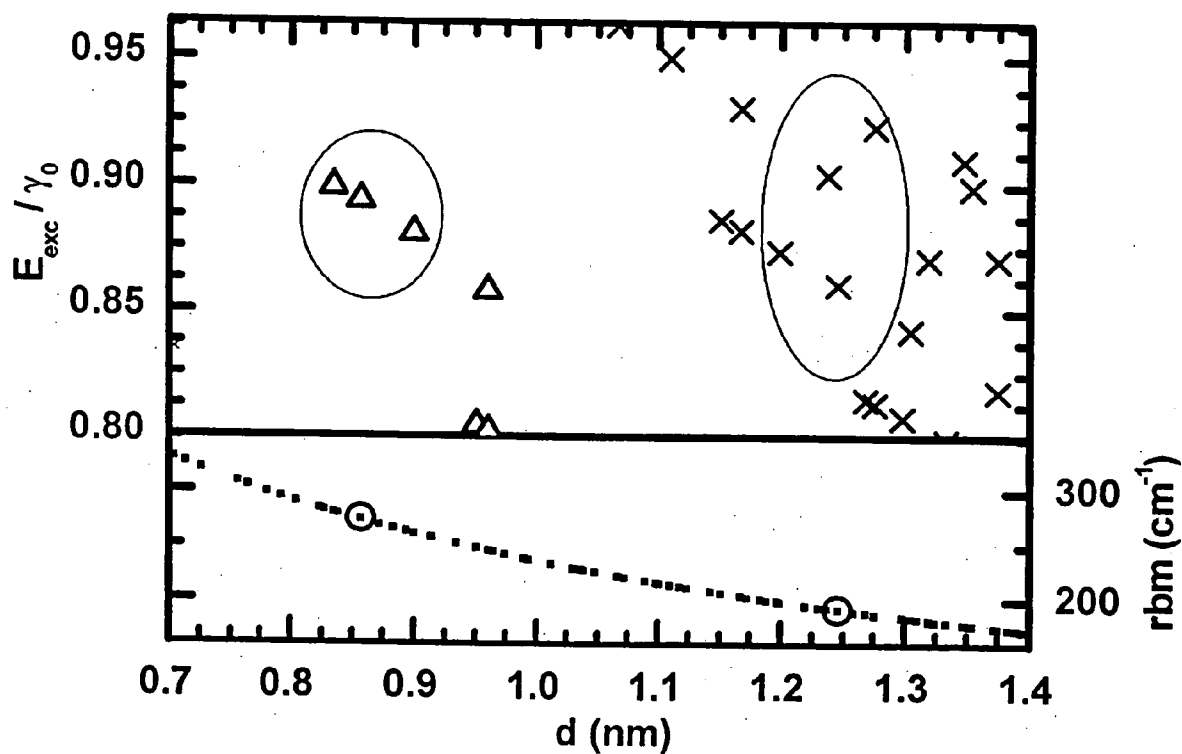


Fig. 4



**METHOD, ARRANGEMENT AND USE OF AN
ARRANGEMENT FOR SEPARATING METALLIC
CARBON NANOTUBES FROM
SEMI-CONDUCTING CARBON NANOTUBES**

CROSS-REFERENCE TO RELATED
APPLICATION

[0001] This application is a divisional of U.S. application Ser. No. 10/815,977, filed on Apr. 2, 2004 which claims the priority of German Patent Application No. 10315897.9, filed on Apr. 8, 2003, the subject matter of both foregoing applications being incorporated herein by reference.

BACKGROUND OF THE INVENTION

[0002] The invention relates to a method, an arrangement and the use of an arrangement for separating metallic carbon nanotubes from semi-conducting carbon nanotubes.

[0003] Macro-molecules in which carbon atoms form the outside wall of a tube are called carbon nanotubes. For the prototype, a single-wall carbon nanotube is described with the aid of a planar ribbon of hexagonally arranged carbon atoms, which is rolled up seamlessly to form a tube. Several concentric tubes, arranged one inside the other, are referred to as multi-wall carbon nanotubes.

[0004] Typical single-wall carbon nanotubes have a diameter of 0.5 nm to 100 nm while multi-wall carbon nanotubes have a correspondingly larger diameter. Typical carbon nanotubes ranges in length from 100 nm to a few 10 micrometers, wherein the carbon nanotubes can be cut into smaller sections as well as extended by fitting them together for some methods.

[0005] Carbon nanotubes are divided into two categories because of their electronic characteristics: metallic carbon nanotubes and semi-conducting carbon nanotubes. Metallic carbon nanotubes are suitable for use as molecular wires with extremely high current-carrying capacity which are resistant to electro-migration. Semi-conducting carbon nanotubes are particularly suitable as molecular transistors. Both types represent promising components for nano-electronic circuits because of their nanoscale dimensions.

[0006] It is absolutely necessary for the production of nanoscale circuits from carbon nanotubes that metallic and semi-conducting carbon nanotubes can be manipulated separately, thus requiring metallic carbon nanotubes or semi-conducting carbon nanotubes to be produced as type-specific as possible and/or to separate these.

SUMMARY OF THE INVENTION

[0007] Starting with this premise, it is the object of the present invention to provide a method, an arrangement and the use of an arrangement for separating metallic carbon nanotubes from semi-conducting carbon nanotubes.

[0008] The above and other objects are accomplished according to the invention by the provision of a method for separating metallic carbon nanotubes and semi-conducting carbon nanotubes, which according to an exemplary embodiment comprises: providing a suspension containing a plurality of individual metallic carbon nanotubes and semi-conducting carbon nanotubes in a liquid, for which the dielectric constant ϵ_L meets the requirement: $\epsilon_M > \epsilon_L > \epsilon_H$,

wherein ϵ_M is the dielectric constant of the metallic carbon nanotubes and ϵ_H is the dielectric constant of the semi-conducting carbon nanotubes; applying a non-homogeneous electric alternating field to the suspension to create spatially separate species of the metallic carbon nanotubes and the semi-conducting carbon nanotubes; and removing at least one of the separate species.

[0009] With the method according to the invention, metallic carbon nanotubes and semi-conducting carbon nanotubes, which are both present in a liquid as suspension, can be separated from each other in such a way that they can respectively be processed further.

[0010] The method according to the invention is based on the fact that carbon nanotubes are initially placed into a liquid in such a way that they do not adhere to each other. If the carbon nanotubes are not present separately, but agglomerate into bundles between the tubes as a result of a van-der-Waals interaction, no separation of the species would occur because a single bundle as a rule is formed from metallic carbon nanotubes as well as semi-conducting carbon nanotubes. Statistically, the overwhelming number of bundles therefore contains at least one metallic carbon nanotube, so that nearly all bundles on the whole would behave like a metallic carbon nanotube. A method for separating the carbon nanotubes is disclosed in Bachilo S. M. et al, *Science*, Volume 298 (2002), page 2361.

[0011] For the method according to the invention, on the other hand, it is not important how the carbon nanotubes are produced. Known methods for this are, among others, the laser ablation, the disproportioning of carbon monoxide (HiPCO), the arc discharging methods (arc-discharge) or the chemical vapor deposition (CVD).

[0012] For the method according to the invention, it is critical that the dielectric constant of liquid ϵ_L , fulfils the following requirement:

$$\epsilon_M > \epsilon_L > \epsilon_H, \quad (1)$$

wherein ϵ_M is the dielectric constant of the metallic carbon nanotube and ϵ_H is the dielectric constant of the semi-conducting carbon nano tube. It is possible to deduce from theoretical reflections that the value of the dielectric constant for the metallic carbon nanotubes is $\epsilon_M > 1000$, meaning it is very high, while the dielectric constant for the semi-conducting carbon nanotubes assumes a low value of $\epsilon_H \approx 10$. The use of polar liquids and in particular a watery solution with a dielectric constant $\epsilon_L = 81$ is consequently preferred as a starting point for the method according to the invention.

[0013] An arrangement for generating non-homogeneous electric alternating fields is furthermore needed to realize the method according to the invention. Arrangements of this type are known to some extent from the dielectrophoresis. For example, U.S. Patent Application Publication No. 2003/0048619 A1 discloses an arrangement and a method for producing electrically-conducting micro-wires, in particular made of nanoscale gold particles ranging in size from 15 nm to 30 nm, which are formed between a spaced-apart electrode pair with a gap of several micrometers to a few centimeters by applying an alternating field of 50V to 250V with a frequency of 50 Hz to 1 kHz.

[0014] According to the present invention, the suspension containing both species of carbon nanotubes is subjected to

a non-homogeneous electrical alternating field. Alternatively, the suspension is introduced into an alternating field of this type. In the non-homogeneous electrical alternating field, a carbon nanotube is subjected to dielectrophoretic forces $F(\omega)$ as follows:

$$F(\omega) \propto \text{Re}[\epsilon_T(\omega)] \text{Re} \left[\frac{\epsilon_T(\omega) - \epsilon_L(\omega)}{\epsilon_T(\omega) + \epsilon_L(\omega)} \right] \nabla E_{\text{rms}}^2, \quad (2)$$

wherein ϵ_T is the dielectric constant of the carbon nanotube under consideration, ϵ_L is the dielectric constant of the liquid, ϵ_{rms} is the effective value of the electrical field intensity and ω is the frequency of the electrical alternating field.

[0015] As long as the suspension is subject to a non-homogeneous electrical alternating field, the metallic carbon nanotubes will move according to equation (2), with $\epsilon_T = \epsilon_M$, in the direction of the field gradient, meaning they experience forces with positive mathematical signs which take them to areas of higher field intensity. Accordingly, semi-conducting carbon nanotubes are subjected to forces, where $\epsilon_T = \epsilon_H$, with negative mathematical sign and, in contrast to the metallic species, are pushed in the opposite direction and out of the electrical alternating field.

[0016] In this way, metallic carbon nanotubes and semi-conducting carbon nanotubes can be separated spatially and can subsequently be separated in different ways. For example, a substrate on which the metallic carbon nanotubes have been deposited can be washed off with the ultrasound effect.

[0017] Following the deposit of all metallic carbon nanotubes on a substrate which is subsequently removed from the suspension, it is possible according to a special embodiment and an additional step to separate additional components from the semi-conducting carbon nanotubes as suspension in a second liquid with a dielectric constant $\epsilon_L' < \epsilon_H$. Since the dielectric constant of the semi-conducting carbon nanotubes has a low value of $\epsilon_H \approx 10$, non-polar substances with a low dielectric constant are suitable as a second liquid, e.g. toluene ($\epsilon = 5$), cyclohexane ($\epsilon = 2.0$), benzene ($\epsilon = 2.3$), or carbon tetrachloride ($\epsilon = 2.2$).

[0018] The frequency level of the applied electrical alternating field must exceed a minimum value, derived from the consideration that carbon nanotubes frequently carry an inherent static electrical charge, that is to say independent of whether they belong to the metallic or semi-conducting species. As a result of this charge, the electrophoretic forces in the constant field dominate the movement of the carbon nanotubes. To avoid this effect, which is undesirable for separating the species, electric alternating fields with sufficiently high frequencies, meaning higher than 10 kHz, must therefore be used.

[0019] The non-homogeneous electric alternating field applied to the suspension has a peak-to-peak field intensity that is selected from the range between 10^3 V/m and 10^9 V/m, preferably 10^4 V/m to 10^6 V/m and especially preferred 10^5 V/m. With field intensities above 10^9 V/m, marked changes in the band structure of the carbon nanotubes occur, whereas with field intensities below 10^3 V/m, the separating effect of the alternating field is too low.

[0020] The time scale for separating the two species is in the minute range. However, the separation can also last several hours, depending on the desired degree of separation. Following a time period that is sufficient for the separation, the alternating voltage remains connected or is turned off and the liquid (suspension) containing the semi-conducting species in the above-described, preferred embodiment is removed. The metallic carbon nanotubes, on the other hand, which adhere to the surfaces of the electrodes can be removed, for example with the aid of ultrasound, to a second liquid as suspension.

[0021] Raman scattering provides proof that the method according to the invention in reality effectively separates the two species of carbon nanotubes. Carbon nanotubes show resonant Raman scattering when admitted with electromagnetic radiation having a wavelength for which the energy corresponds to the excitations between electronic bands with high density of state, the so-called van Hove Singularities. See for example Dresselhaus M. S. and Eklund P. C., *Advances in Physics*, Volume 6 (2000), pages 705-814.

[0022] Viewed geometrically, different vibration modes of the single-wall carbon nanotubes are excited in that case. In the process, the frequency of the radial breathing mode (in short called rbm) represents a direct measure for the diameter of the excited carbon nanotube.

[0023] If the diameter of the carbon nanotube is known, it can be shown which of the two species is Raman active (see Ding et al. *Phys. Rev. B*, Volume 66 (2002), page 73401) in the respective wavelength range by taking into consideration the excitation energy with the aid of ribbon-structure calculations for the metallic and/or semi-conducting carbon nanotubes. The breathing modes of metallic and semi-conducting carbon nanotubes below the selected conditions (tube material, excitation wavelength) are far enough apart so that theoretical deficiencies do not change the data interpretation.

[0024] According to a further aspect of the invention, there is provided a method of separating metallic carbon nanotubes from semi-conducting carbon nanotubes comprising utilizing a cell which is suitable for realizing a dielectrophoresis, wherein the cell comprises at least two electrodes as well as a liquid suitable as a dielectric and which meets the requirements of equation 1.

[0025] An arrangement according to the invention for separating metallic carbon nanotubes and semi-conducting carbon nanotubes, using a non-homogeneous electrical alternating field, comprises electrode pairs that are separated from each other by a gap. Suitable for this is a semi-conducting substrate, preferable consisting of silicon and preferably boron-doped, onto which an insulating layer preferably made of silicon dioxide is deposited. Electrodes, preferably made of gold, are then deposited on the silicon dioxide layer by means of electron-beam lithography and subsequent metallizing, and an alternating voltage is applied to the electrodes. As a result of the field distribution in this arrangement, the metallic species drifts in the direction of the electrodes and adheres to it—orientation of the induced dipole moments in the metallic particles along the field lines—parallel and side-by-side as well as at a right angle to the surface of the electrodes. The semi-conducting carbon nanotubes, on the other hand, remain in liquid suspension.

[0026] The separation of metallic carbon nanotubes and semi-conductor carbon nanotubes is a precondition for a

purposeful generation of nano electronic structures, such as molecular wires and/or field effect transistors.

BRIEF DESCRIPTION OF THE DRAWINGS

[0027] In the following, the invention is explained in further detail with an exemplary embodiment and with the aid of Figures.

[0028] FIG. 1 is a schematic representation of an arrangement for separating metallic carbon nanotubes from semi-conducting carbon nanotubes in an alternating field with the aid of dielectrophoresis.

[0029] FIG. 2 is a graph showing Raman spectra at different points of a reference probe.

[0030] FIG. 3 is a graph showing Raman spectra at different points between the metallic electrodes.

[0031] FIG. 4 is a graph showing a correlation between possible excitation energies and a breathing mode frequency in relation to the diameter of the carbon nanotubes.

DETAILED DESCRIPTION OF THE INVENTION

[0032] In a first step, a suspension of separated carbon nanotubes is provided. Used as starting material are carbon nanotubes produced with the so-called HiPco method as described in, for example, P. Nikolaev, *Chem. Phys. Lett.*, Volume 313 (1999), page 91. For this, 50 mg HiPco pipe soot is placed into a solution of 100 ml D₂O with 1% sodium lauryl sulphate (SLS), a surfactant, and is subjected to an ultrasound treatment for 10 minutes with an ultrasound finger having a diameter of 13 mm and a capacity of 200 W. Subsequently, this suspension is centrifuged at 180000 g for 4 hours. Finally, the supernatant is carefully decanted from the solid material.

[0033] FIG. 1 shows an exemplary embodiment of an arrangement for separating metallic carbon nanotubes from semi-conducting carbon nanotubes according to the invention. Metallic electrodes 3 for generating non-homogeneous electric alternating fields are produced on a substrate 1, 2 and are connected via terminals to an alternating voltage source 4. As shown in FIG. 1, a boron-doped silicon with a specific electric resistance of $\rho > 1 \Omega \cdot \text{cm}$ is used as substrate 1, onto which is deposited a 600 nm thick, thermally oxidized insulating layer 2 of silicon dioxide (SiO₂), thus resulting in a total thickness of 525 μm . The lateral dimensions of the probe are 8 mm \times 4 mm.

[0034] An electrode structure is written into a resist of polymethyl methacrylate (PMMA) by means of standard electron-beam lithography and is subsequently developed. The metallizing of the electrode structure according to FIG. 1 takes place in a high-vacuum atomizer. For this, a 2 nm thick layer of titanium as adhesion promoter and subsequently a 30 nm thick layer of gold are deposited on the prepared electrode structure with the sputtering technique. The contacts of the electrodes 3 are connected to a function generator which may serve as alternating voltage source 4.

[0035] To separate the metallic carbon nanotubes from the semi-conducting carbon nanotubes, 2 ml of the suspension containing individual carbon nanotubes are initially dripped onto electrodes 3. The function generator 4, which is operated with a starting frequency of 10 MHz and an alternating

voltage with peak-to-peak amplitude $V_{p-p}=10$ V is initially turned on for 10 minutes for the alternating field dielectrophoresis. Following the shutting down of the alternating field, the suspension around the electrodes 3 is removed with a pipette and the surface blown dry with the aid of nitrogen. Metallic carbon nanotubes 5 are deposited on the surface between the metallic electrodes, and are removed with an ultrasound treatment in a new suspension consisting of D₂O with 1% sodium lauryl sulphate (SLS) The new suspension contains metallic carbon nanotubes 5 and is practically free of the semi-conducting species.

[0036] FIG. 2 shows Raman spectra recorded at different points on a reference probe. The different spectra with their intensity are applied in random units as compared to the wave number in cm^{-1} , relative to the wavelength for the excitation wave. The reference probe is produced by dripping the original suspension consisting of separated carbon nanotubes onto a silicon substrate. Two lines dominate the spectra, one of which is in the spectral region below 200 cm^{-1} and one is around 275 cm^{-1} .

[0037] FIG. 3 shows Raman spectra recorded at different points between metallic electrodes. The spectra are deposited in the same way as in FIG. 2. A line around 275 cm^{-1} in this case dominates the spectra.

[0038] FIG. 4 is used for interpreting the data and contrasts the computed excitation energies and the measures lines, which can be interpreted as breathing modes for different tube diameters. Owing to theoretical uncertainties in γ_0 , meaning the overlap integral with tight-binding calculations, carbon nanotubes having the diameters as shown must be considered for the observed Raman scattering for the excitation wavelength $\lambda=514$ that is used. The clearly different frequencies of the breathing modes (radial breathing modes, in short rbm), however, permit the clear statement that metallic tubes are responsible for breathing frequencies at 274 cm^{-1} and that breathing frequencies close to 192 cm^{-1} stem from semi-conducting tubes.

[0039] From this statement we can draw the conclusion that the metallic species of the carbon nanotubes is present almost exclusively between the metallic electrodes, as can be seen from a comparison of the Raman spectra shown in FIGS. 2 and 3.

[0040] The invention has been described in detail with respect to exemplary embodiments, and it will now be apparent from the foregoing to those skilled in the art, that changes and modifications may be made without departing from the invention in its broader aspects, and the invention, therefore, as defined in the appended claims, is intended to cover all such changes and modifications that fall within the true spirit of the invention.

What is claimed is:

1. An arrangement for separating metallic carbon nanotubes from semi-conducting carbon nanotubes, comprising:
 - a semi-conducting substrate;
 - an insulating layer deposited on the semi-conducting substrate; and
 - metal electrodes deposited on the insulating layer which are connectable via contacts to an alternating voltage source.

2. The device according to claim 1, wherein the semi-conducting substrate comprises silicon, the insulation layer comprises silicon dioxide and the metal electrodes comprise gold.

3. The device according to claim 2, wherein the silicon is doped with boron.

* * * * *