



US00D868890S

(12) **United States Design Patent**
Lam

(10) **Patent No.:** **US D868,890 S**

(45) **Date of Patent:** **** Dec. 3, 2019**

(54) **MULTI-NIB MARKER**

(71) Applicant: **Robert Lam**, Quincy, MA (US)

(72) Inventor: **Robert Lam**, Quincy, MA (US)

(**) Term: **15 Years**

(21) Appl. No.: **29/677,347**

(22) Filed: **Jan. 18, 2019**

6,155,733	A	12/2000	Holbrook et al.	
D436,375	S *	1/2001	Rosenbaum	D19/170
D446,212	S *	8/2001	Chang	D14/411
D449,857	S *	10/2001	Rosenbaum	D19/121
6,328,040	B1	12/2001	Stein	
D468,771	S *	1/2003	Holland	D19/174
D469,122	S *	1/2003	Rosenbaum	D19/121
6,627,870	B1	9/2003	Lapstun et al.	
6,685,373	B1	2/2004	Liu	
D490,850	S *	6/2004	Carls	D19/174
D494,655	S *	8/2004	Lin	D23/213
6,877,922	B2	4/2005	Ahmed	
D507,810	S *	7/2005	Su	D19/117
6,953,296	B1	10/2005	Vora	

(Continued)

Related U.S. Application Data

(63) Continuation of application No. 29/641,814, filed on Mar. 26, 2018.

(51) **LOC (12) Cl.** **19-06**

(52) **U.S. Cl.**
USPC **D19/119**

(58) **Field of Classification Search**
USPC D19/115–204; D14/411
CPC . B43K 5/005; B43K 7/12; B43K 8/04; B43K 8/06; B43K 19/00; B43K 19/02; B43K 19/14; B43K 21/006; B43K 21/06
See application file for complete search history.

(56) **References Cited**

U.S. PATENT DOCUMENTS

888,464	A *	5/1908	Burri et al.	B01F 13/1055
				141/104
2,011,516	A	8/1935	Funk	
D192,984	S *	6/1962	Fuchs	D19/177
4,316,197	A	2/1982	Hubbard et al.	
D280,421	S *	9/1985	Giugiaro	D19/170
5,388,924	A	2/1995	Chao	
5,564,850	A	10/1996	Nagaoka	
5,813,787	A	9/1998	Dowzall et al.	
D410,952	S *	6/1999	Hadtke	D19/184
D421,772	S *	3/2000	Maruyama	D19/174
6,062,753	A *	5/2000	Hadtke	B29C 45/1676
				401/6
D431,598	S *	10/2000	Kim	D14/411

FOREIGN PATENT DOCUMENTS

CN	201979912	9/2011
CN	103144463	6/2013

(Continued)

Primary Examiner — Elizabeth A. Albert

(74) *Attorney, Agent, or Firm* — Gary E. Lambert; David J. Connaughton, Jr.; Lambert Shortell & Connaughton

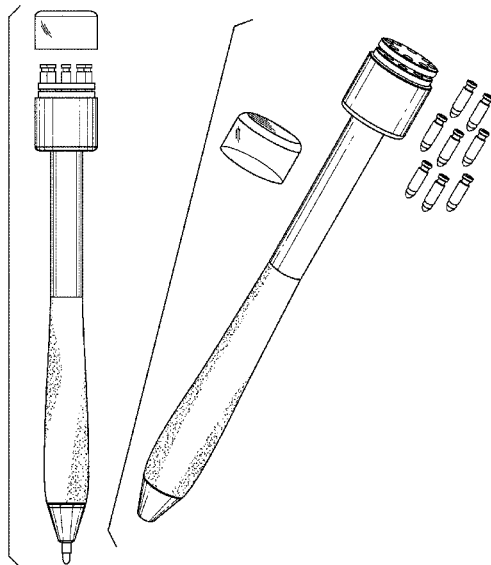
(57) **CLAIM**

The ornamental design for a multi-nib marker, as shown and described.

DESCRIPTION

FIG. 1 is an exploded isometric view of the multi-nib marker, showing my new design;
FIG. 2 is an exploded side view thereof;
FIG. 3 is an exploded side view thereof;
FIG. 4 is a top plan view thereof;
FIG. 5 is a bottom plan view thereof;
FIG. 6 is an exploded isometric view thereof;
FIG. 7 is an exploded isometric view thereof; and
FIG. 8 is an exploded isometric view thereof.

1 Claim, 6 Drawing Sheets



(56)

References Cited

U.S. PATENT DOCUMENTS

D551,712 S * 9/2007 Bui D19/170
D588,195 S * 3/2009 Booker D19/174
D630,682 S * 1/2011 Castro D19/116
D634,364 S * 3/2011 Villapando D19/119
9,250,721 B2 2/2016 Mkrtchyan et al.
9,254,706 B2 2/2016 Shim
D768,240 S * 10/2016 Kim D19/199
2006/0244805 A1 11/2006 Yeh
2010/0061793 A1 3/2010 Bender et al.

FOREIGN PATENT DOCUMENTS

CN 103317895 9/2013
WO 2008069776 6/2008

* cited by examiner

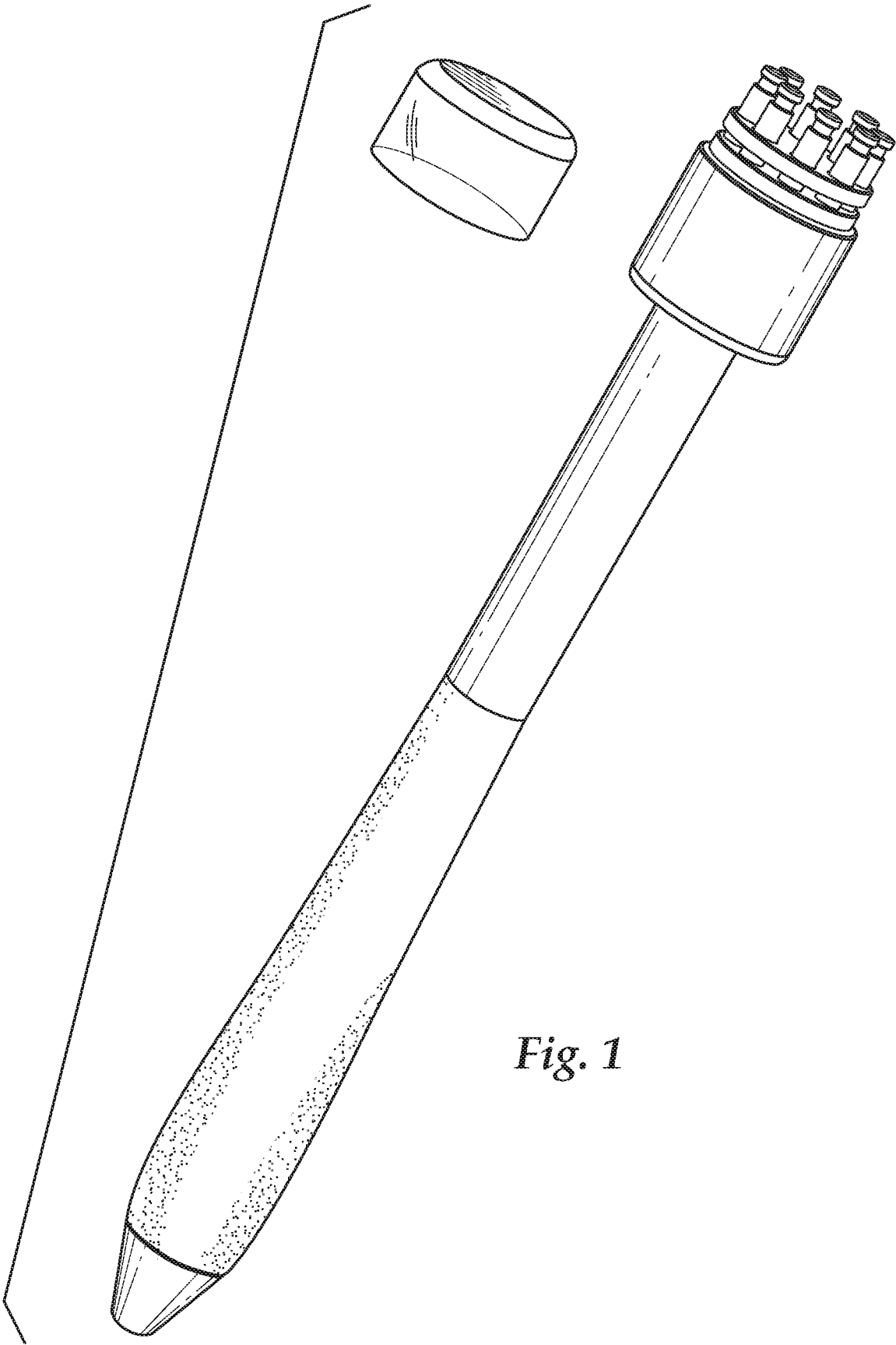


Fig. 1

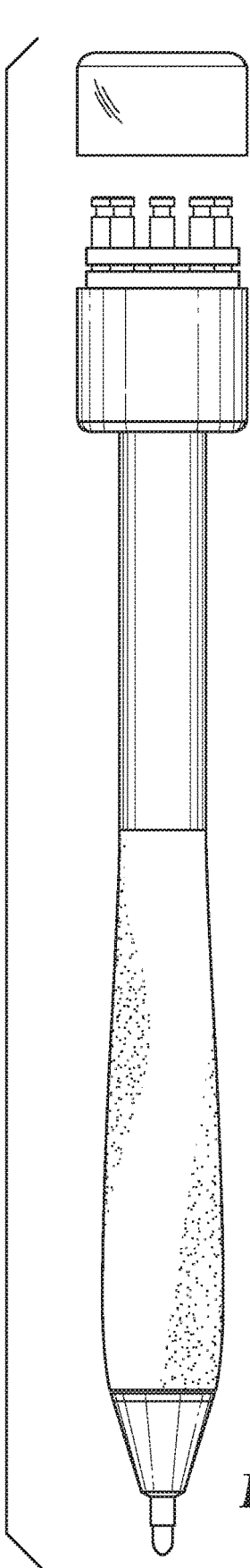


Fig. 2

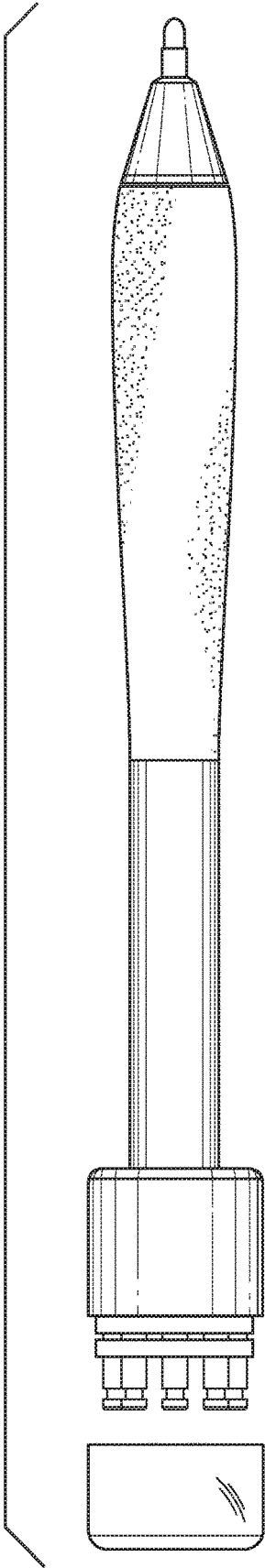


Fig. 3

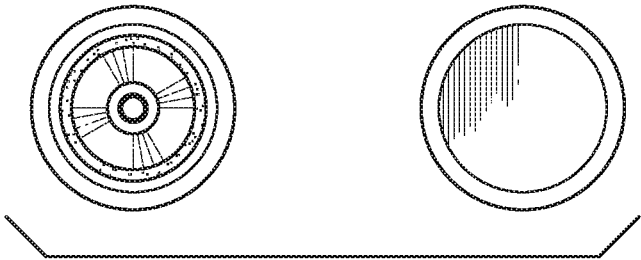


Fig. 4

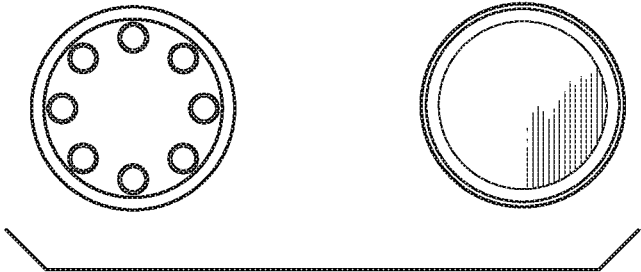


Fig. 5

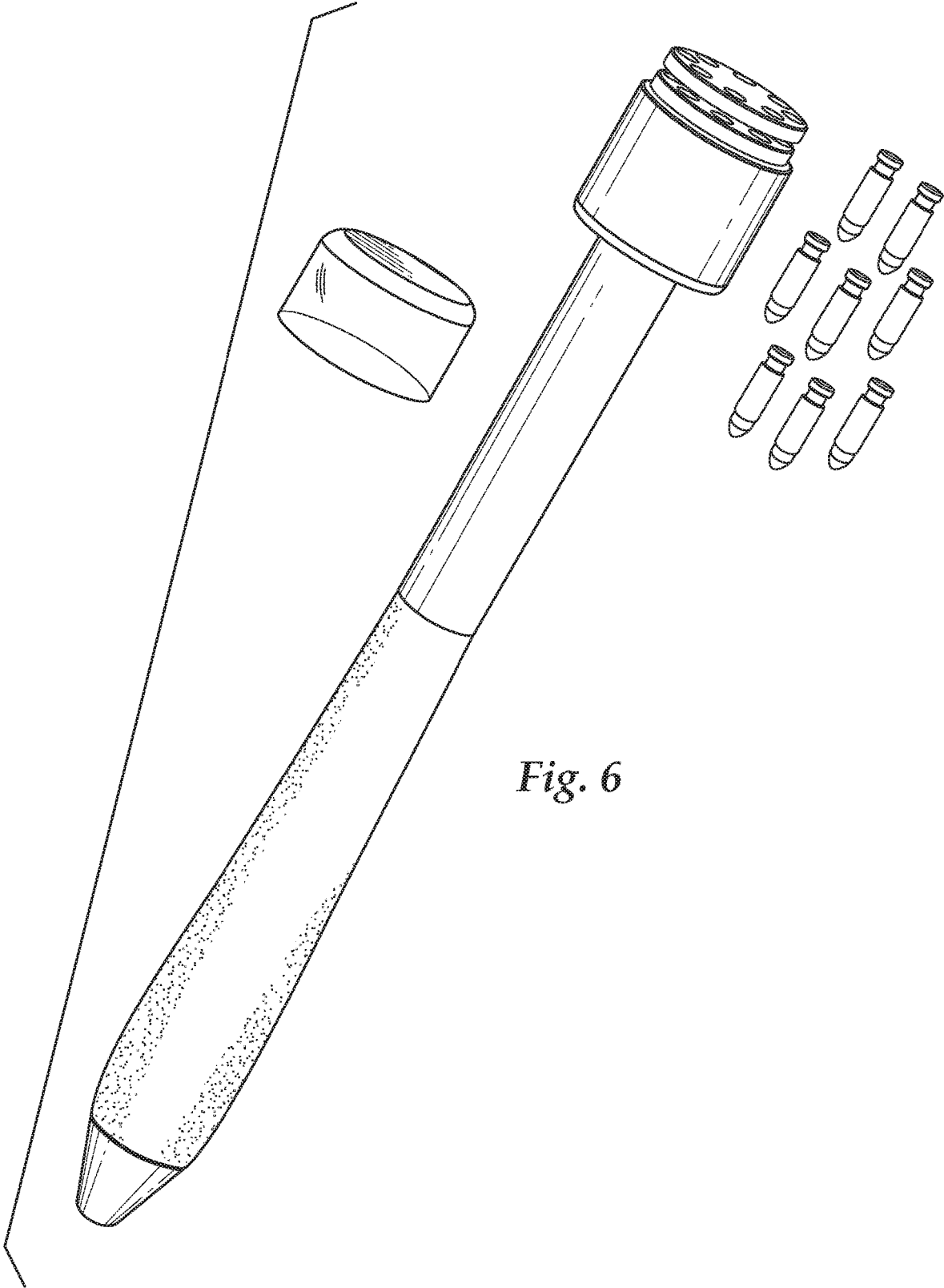


Fig. 6

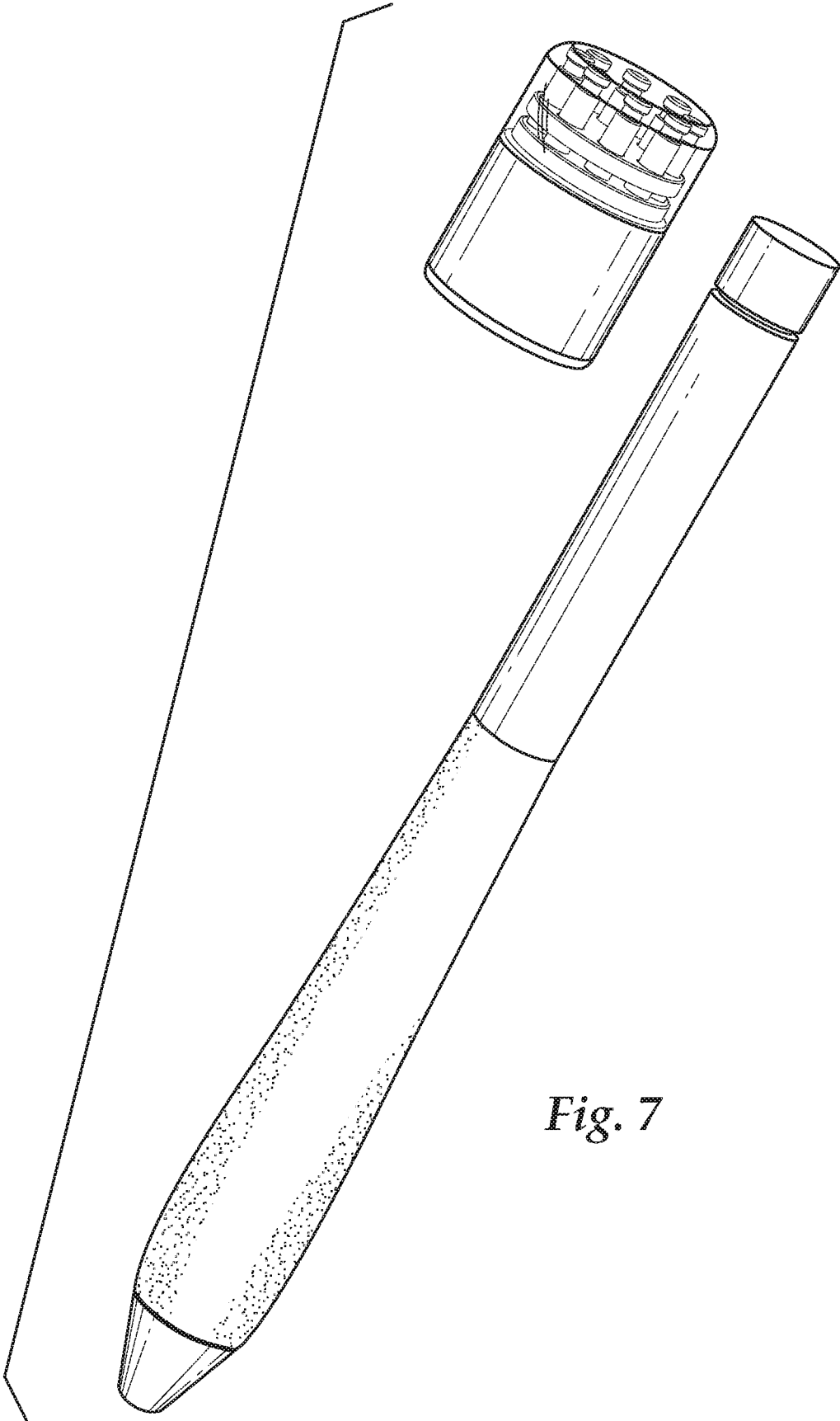


Fig. 7

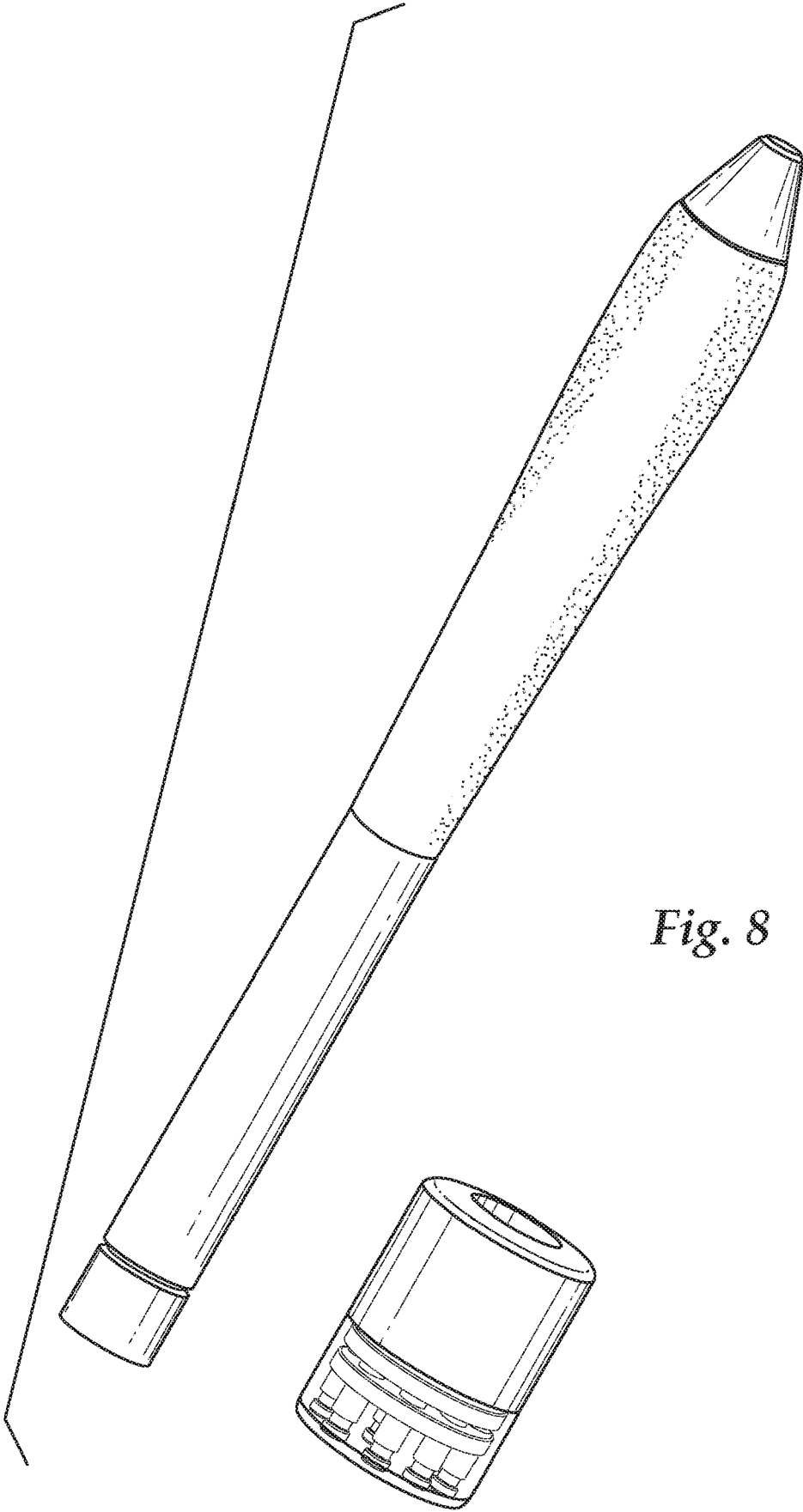


Fig. 8