



(86) Date de dépôt PCT/PCT Filing Date: 2004/04/14  
(87) Date publication PCT/PCT Publication Date: 2005/11/24  
(85) Entrée phase nationale/National Entry: 2006/10/16  
(86) N° demande PCT/PCT Application No.: US 2004/011635  
(87) N° publication PCT/PCT Publication No.: 2005/110085

(51) Cl.Int./Int.Cl. *A61K 31/425* (2006.01)  
(71) Demandeur/Applicant:  
CELGENE CORPORATION, US  
(72) Inventeur/Inventor:  
ZELDIS, JEROME B., US  
(74) Agent: OSLER, HOSKIN & HARCOURT LLP

(54) Titre : PROCEDES D'UTILISATION ET COMPOSITIONS COMPRENANT DES MEDICAMENTS D'INHIBITION  
SELECTIVE DE CYTOKINE, POUR TRAITER ET CONTROLER DES SYNDROMES MYELOYDYSPLASIQUES  
(54) Title: USE OF SELECTIVE CYTOKINE INHIBITORY DRUGS IN MYELOYDYSPLASTIC SYNDROMES

(57) **Abrégé/Abstract:**

Methods of treating, preventing and/or managing a myelodysplastic syndrome are disclosed. Specific methods encompass the administration of a selective cytokine inhibitory drug, or a pharmaceutically acceptable salt, solvate, hydrate, stereoisomer, clathrate, or prodrug thereof, alone or in combination with a second active ingredient, and/or blood or cells for transplantation therapy. Specific second active ingredients are capable of affecting or improving blood cell production. Pharmaceutical compositions, single unit dosage forms, and kits suitable for use in methods of the invention are also disclosed.



## (12) INTERNATIONAL APPLICATION PUBLISHED UNDER THE PATENT COOPERATION TREATY (PCT)

(19) World Intellectual Property Organization  
International Bureau



(43) International Publication Date  
24 November 2005 (24.11.2005)

PCT

(10) International Publication Number  
**WO 2005/110085 A3**

(51) International Patent Classification<sup>7</sup>: **A61K 31/425**

(21) International Application Number:  
PCT/US2004/011635

(22) International Filing Date: 14 April 2004 (14.04.2004)

(25) Filing Language: English

(26) Publication Language: English

(71) Applicant (for all designated States except US): **CEL-GENE CORPORATION** [US/US]; 7 Powder Horn Drive, Warren, NJ 07059 (US).

(72) Inventor; and

(75) Inventor/Applicant (for US only): **ZELDIS, Jerome, B.** [US/US]; 157 Christopher Drive, Princeton, NJ 08540 (US).

(74) Agents: **INSOGNA, Anthony, M.** et al.; Jones Day, 222 East 41st Street, New York, NY 10017-6702 (US).

(81) Designated States (unless otherwise indicated, for every kind of national protection available): AE, AG, AL, AM, AT, AU, AZ, BA, BB, BG, BR, BW, BY, BZ, CA, CH, CN, CO, CR, CU, CZ, DE, DK, DM, DZ, EC, EE, EG, ES, FI,

GB, GD, GE, GH, GM, HR, HU, ID, IL, IN, IS, JP, KE, KG, KP, KR, KZ, LC, LK, LR, LS, LT, LU, LV, MA, MD, MG, MK, MN, MW, MX, MZ, NA, NI, NO, NZ, OM, PG, PH, PL, PT, RO, RU, SC, SD, SE, SG, SK, SL, SY, TJ, TM, TN, TR, TT, TZ, UA, UG, US, UZ, VC, VN, YU, ZA, ZM, ZW.

(84) Designated States (unless otherwise indicated, for every kind of regional protection available): ARIPO (BW, GH, GM, KE, LS, MW, MZ, SD, SL, SZ, TZ, UG, ZM, ZW), Eurasian (AM, AZ, BY, KG, KZ, MD, RU, TJ, TM), European (AT, BE, BG, CH, CY, CZ, DE, DK, EE, ES, FI, FR, GB, GR, HU, IE, IT, LU, MC, NL, PL, PT, RO, SE, SI, SK, TR), OAPI (BF, BJ, CF, CG, CI, CM, GA, GN, GQ, GW, ML, MR, NE, SN, TD, TG).

**Published:**

- with international search report
- before the expiration of the time limit for amending the claims and to be republished in the event of receipt of amendments

(88) Date of publication of the international search report:  
9 February 2006

For two-letter codes and other abbreviations, refer to the "Guidance Notes on Codes and Abbreviations" appearing at the beginning of each regular issue of the PCT Gazette.

(54) Title: USE OF SELECTIVE CYTOKINE INHIBITORY DRUGS IN MYELODYSPLASTIC SYNDROMES

(57) Abstract: Methods of treating, preventing and/or managing a myelodysplastic syndrome are disclosed. Specific methods encompass the administration of a selective cytokine inhibitory drug, or a pharmaceutically acceptable salt, solvate, hydrate, stereoisomer, clathrate, or prodrug thereof, alone or in combination with a second active ingredient, and/or blood or cells for transplantation therapy. Specific second active ingredients are capable of affecting or improving blood cell production. Pharmaceutical compositions, single unit dosage forms, and kits suitable for use in methods of the invention are also disclosed.



**WO 2005/110085 A3**

**METHODS OF USING AND COMPOSITIONS COMPRISING  
SELECTIVE CYTOKINE INHIBITORY DRUGS FOR THE  
TREATMENT AND MANAGEMENT OF MYELODYSPLASTIC SYNDROMES**

**1. FIELD OF THE INVENTION**

This invention relates, in part, to methods of treating, preventing and/or managing myelodysplastic and related syndromes which comprise the administration of a selective cytokine inhibitory drug, or a pharmaceutically acceptable salt, solvate, hydrate, stereoisomer, clathrate, or prodrug thereof. The use of such drugs alone or in combination with conventional therapy for myelodysplastic syndromes and/or with transplantation therapy is also described.

**2. BACKGROUND OF THE INVENTION**

**2.1 PATHOBIOLOGY OF MDS**

Myelodysplastic syndrome (MDS) refers to a diverse group of hematopoietic stem cell disorders. MDS is characterized by a cellular marrow with impaired morphology and maturation (dysmyelopoiesis), peripheral blood cytopenias, and a variable risk of progression to acute leukemia, resulting from ineffective blood cell production. *The Merck Manual* 953 (17<sup>th</sup> ed. 1999) and List et al., 1990, *J. Clin. Oncol.* 8:1424.

The initial hematopoietic stem cell injury can be from causes such as, but not limited to, cytotoxic chemotherapy, radiation, virus, chemical exposure, and genetic predisposition. A clonal mutation predominates over bone marrow, suppressing healthy stem cells. In the early stages of MDS, the main cause of cytopenias is increased programmed cell death (apoptosis). As the disease progresses and converts into leukemia, gene mutation rarely occurs and a proliferation of leukemic cells overwhelms the healthy marrow. The disease course differs, with some cases behaving as an indolent disease and others behaving aggressively with a very short clinical course that converts into an acute form of leukemia.

The actual incidence of MDS in the U.S. is unknown. MDS was first considered a distinct disease in 1976, and occurrence was estimated at 1500 new cases every year. At that time, only patients with less than five percent blasts were considered to have this disorder. Statistics from 1999 estimated 13,000 new cases per year, and about 1000 cases per year are reported in children, surpassing chronic lymphocytic leukemia as the most common form of leukemia in the western hemisphere. The perception that the incidence is increasing may be due to improvements in recognition and criteria for diagnosis. The disease is found worldwide.

An international group of hematologists, the French-American-British (FAB) Cooperative Group, classified MDS disorders into five subgroups, differentiating them from



acute myeloid leukemia. *The Merck Manual* 954 (17<sup>th</sup> ed. 1999); Bennett J.M., et al., *Ann. Intern. Med.* 1985 Oct., 103(4): 620-5; and Besa E.C., *Med. Clin. North Am.* 1992 May, 76(3): 599-617. An underlying trilineage dysplastic change in the bone marrow cells of the patients is found in all subtypes.

There are two subgroups of refractory anemia characterized by five percent or less myeloblasts in bone marrow: (1) refractory anemia (RA) and; (2) RA with ringed sideroblasts (RARS), defined morphologically as having 15% erythroid cells with abnormal ringed sideroblasts, reflecting an abnormal iron accumulation in the mitochondria. Both have a prolonged clinical course and low incidence of progression to acute leukemia. Besa E.C., *Med. Clin. North Am.* 1992 May, 76(3): 599-617.

There are two subgroups of refractory anemias with greater than five percent myeloblasts: (1) RA with excess blasts (RAEB), defined as 6-20% myeloblasts, and (2) RAEB in transformation (RAEB-T), with 21-30% myeloblasts. The higher the percentage of myeloblasts, the shorter the clinical course and the closer the disease is to acute myelogenous leukemia. Patient transition from early to more advanced stages indicates that these subtypes are merely stages of disease rather than distinct entities. Elderly patients with MDS with trilineage dysplasia and greater than 30% myeloblasts who progress to acute leukemia are often considered to have a poor prognosis because their response rate to chemotherapy is lower than *de novo* acute myeloid leukemia patients. The recent World Health Organization (WHO) classification (1999) proposes to include all cases of RAEB-T, or patients with greater than 20% myeloblasts, in the category of acute leukemia because these patients have similar prognostic outcomes. However, their response to therapy is worse than the *de novo* or more typical acute myelogenous leukemia or acute nonlymphocytic leukemia (ANLL) patient. *Id.*

The fifth type of MDS, the most difficult to classify, is called chronic myelomonocytic leukemia (CMML). This subtype can have any percentage of myeloblasts but presents with a monocytosis of 1000/dL or more. It may be associated with splenomegaly. This subtype overlaps with a myeloproliferative disorder and may have an intermediate clinical course. It is differentiated from the classic chronic myelocytic leukemia (CML) that is characterized by a negative Ph chromosome. The recent WHO classification (1999) proposes that juvenile and proliferative CMML be listed separately from FAB under MDS/myeloproliferative disorder (MPD) with splenomegaly and greater than 13,000 total WBC. CMML is limited to monocytosis, less than 13,000/mm<sup>3</sup> total leukocytes, and requires trilineage dysplasia. *Id.* Harris N.L., et al., *J. Clin. Oncol.* 1999

Dec., 17(12): 3835-49. Finally, some other international organizations, including WHO, have suggested a sixth class of MDS patients, characterized by a del (5q) abnormality.

MDS is primarily a disease of elderly people, with the median onset in the seventh decade of life. The median age of these patients is 65 years, with ages ranging from the early third decade of life to as old as 80 years or older. The syndrome may occur in any age group, including the pediatric population. Patients who survive malignancy treatment with alkylating agents, with or without radiotherapy, have a high incidence of developing MDS or secondary acute leukemia. About 60-70% of patients do not have an obvious exposure or cause for MDS, and are classified as primary MDS patients.

The most common cases of MDS are primary, or idiopathic. However, a nonspecific history of exposure to indeterminable chemicals or radiation 10-15 years prior to onset of disease may be present in about 50% of patients. This relationship to pathogenesis remains unproved. Compounds such as, but not limited to, benzene, insecticides, weed killers, and fungicides are possible causes of MDS. Goldberg H., et al., *Cancer Res.* 1990 Nov 1; 50(21): 6876-81. Secondary MDS describes development of MDS or acute leukemia after known exposures to chemotherapy drugs that can cause bone marrow damage. These drugs are associated with a high incidence of chromosomal abnormalities following exposure and at the time of MDS or acute leukemia diagnosis.

Further, MDS is associated with complications associated with severe cytopenias. Other complications are development of myelofibrosis, which can accelerate decline in blood counts and increase transfusion requirements. Transformation to acute leukemia accelerates the development of complications such as anemia, bleeding, and infections.

Recently, the International MDS Risk Analysis (IMRA) Workshop proposed an International Prognosis Scoring System (IPSS) to decrease imprecision in predicting survival and AML risk in MDS patients. The IPSS is based on the number of cytopenias, percentage of BM blasts, and type of cytogenetic abnormalities (Table 1). Greenberg P, Cox C, Le Beau MM, *et al.*, *Blood* 1997, 89:2079-88. The latter are categorized into good (normal, -Y, del (5q), del (20q)), intermediate, and poor subgroups (complex or chromosome 7 abnormalities).



Table 1. International Prognostic Scoring System for MDS					
Prognostic Variable	Score Value				
	0	0.5	1.0	1.5	2.0
Bone marrow blasts (%)	<5	5-10	—	11-20	21-30
Karyotype*	Good	Intermediate	Poor		
Cytopenias	0/1	2/3			

\*Good, normal, del (5q), del (20q), -Y; Poor, complex (>3) or chromosome 7 abnormalities; Intermediate, +8, and other single or double abnormalities.

## 2.2 MDS TREATMENT

The current treatment of MDS is based on the stage and the mechanism of the disease that predominates the particular phase of the disease process. Bone marrow transplantation has been used in patients with poor prognosis or late-stage MDS. Epstein and Slease, 1985, *Surg. Ann.* 17:125. This type of therapy, however, is both painful for donor and recipient, because of the involvement of invasive procedures and can cause severe and even fatal complications to the recipient, particularly with allogeneic transplant and related Graft Versus Host Disease (GVHD) results. Therefore, the risk of GVHD restricts the use of bone marrow transplantation to patients with otherwise fatal diseases. Further, as most patients are elderly and only a few young MDS patients will have a matched donor, the use of bone marrow transplantation is limited.

An alternative approach to therapy for MDS is the use of hematopoietic growth factors or cytokines to stimulate blood cell development in a recipient. Dexter, 1987, *J. Cell Sci.* 88:1; Moore, 1991, *Annu. Rev. Immunol.* 9:159; and Besa E.C., *Med. Clin. North Am.* 1992 May, 76(3): 599-617. The process of blood cell formation, by which a small number of self-renewing stem cells give rise to lineage specific progenitor cells that subsequently undergo proliferation and differentiation to produce the mature circulating blood cells has been shown to be at least in part regulated by specific hormones. These hormones are collectively known as hematopoietic growth factors. Metcalf, 1985, *Science* 229:16; Dexter, 1987, *J. Cell Sci.* 88:1; Golde and Gasson, 1988, *Scientific American*, July:62; Tabbara and Robinson, 1991, *Anti-Cancer Res.* 11:81; Ogawa, 1989, *Environ. Health Persp.* 80:199; and Dexter, 1989, *Br. Med. Bull.* 45:337. The most well

characterized growth factors include erythropoietin (EPO), granulocyte macrophage colony stimulating factor (GM-CSF), and granulocyte colony stimulating factor (G-CSF). Apart from inducing proliferation and differentiation of hematopoietic progenitor cells, such cytokines have also been shown to activate a number of functions of mature blood cells, including influencing the migration of mature hematopoietic cells. Stanley et al., 1976, *J. Exp. Med.* 143:631; Schrader et al., 1981, *Proc. Natl. Acad. Sci. U.S.A.* 78:323; Moore et al., 1980, *J. Immunol.* 125:1302; Kurland et al., 1979, *Proc. Natl. Acad. Sci. U.S.A.* 76:2326; Handman and Burgess, 1979, *J. Immunol.* 122:1134; Vadas et al., 1983, *Blood* 61:1232; Vadas et al., 1983, *J. Immunol.* 130:795; and Weibart et al., 1986, *J. Immunol.* 137:3584.

Unfortunately, hematopoietic growth factors have not proven effective in many clinical settings. Clinical trials of MDS patients treated with recombinant human GM-CSF and G-CSF have shown that while these cytokines can restore granulocytopoiesis in treated patients, their efficacy is restricted to the granulocyte or monocyte lineage with little or no improvement in hemoglobin or platelet counts. Schuster et al., 1990, *Blood* 76 (Suppl.1):318a. When such patients were treated with recombinant human EPO, a sustained improvement in hemoglobin or decrease in transfusion requirement was achieved in only less than 25% of patients. Besa et al., 1990, 76 (Suppl.1):133a; Hellstrom et al., 1990, 76 (Suppl.1):279a; Bowen et al., 1991, *Br. J. Haematol.* 77:419. Therefore, there remains a need for safe and effective methods of treating and managing MDS.

### **2.3 SELECTIVE CYTOKINE INHIBITORY DRUGS**

Compounds referred to as SelCIDs™ (Celgene Corporation) or Selective Cytokine Inhibitory Drugs have been synthesized and tested. These compounds potently inhibit TNF- $\alpha$  production, but exhibit modest inhibitory effects on LPS induced IL1 $\beta$  and IL12, and do not inhibit IL6 even at high drug concentrations. In addition, SelCIDs™ tend to produce a modest IL10 stimulation. L.G. Corral, *et al.*, *Ann. Rheum. Dis.* 58:(Suppl I) 1107-1113 (1999).

Further characterization of the selective cytokine inhibitory drugs shows that they are potent PDE4 inhibitors. PDE4 is one of the major phosphodiesterase isoenzymes found in human myeloid and lymphoid lineage cells. The enzyme plays a crucial part in regulating cellular activity by degrading the ubiquitous second messenger cAMP and maintaining it at low intracellular levels. *Id.* Inhibition of PDE4 activity results in increased cAMP levels leading to the modulation of LPS induced cytokines including inhibition of TNF- $\alpha$  production in monocytes as well as in lymphocytes.



### **3. SUMMARY OF THE INVENTION**

This invention encompasses methods of treating or preventing MDS which comprise administering to a patient in need of such treatment or prevention a therapeutically or prophylactically effective amount of a selective cytokine inhibitory drug, or a pharmaceutically acceptable salt, solvate, hydrate, stereoisomer, clathrate, or prodrug thereof. The selective cytokine inhibitory drugs, or compounds of the invention, which are described in detail below, are small organic molecules, *i.e.*, they have a molecule weight of less than 1,000 g/mol. The compounds preferably have PDE4 activity and inhibit TNF- $\alpha$ . The invention also encompasses methods of managing MDS (*e.g.*, lengthening the time of remission) which comprise administering to a patient in need of such management a prophylactically effective amount of a selective cytokine inhibitory drug, or a pharmaceutically acceptable salt, solvate, hydrate, stereoisomer, clathrate, or prodrug thereof. Each of these methods includes specific dosing or dosing regimens including cycling therapy.

The invention further encompasses pharmaceutical compositions, single unit dosage forms, and kits suitable for use in treating, preventing and/or managing MDS, which comprise one or more selective cytokine inhibitory drugs, or a pharmaceutically acceptable salt, solvate, hydrate, stereoisomer, clathrate, or prodrug thereof.

In particular embodiments of the invention, a selective cytokine inhibitory drug is used, administered, or formulated with one or more second active ingredients to treat, prevent or manage MDS. Examples of the second active ingredients include but are not limited to cytokines, hematopoietic growth factors, cancer chemotherapeutics, immunosuppressive agents, anti-inflammatories, antibiotics, antifungals, and other standard therapies for MDS. Further, the invention encompasses the use of the compounds of the invention in conjunction with transplantation therapy to treat, prevent or manage MDS.

### **4. DETAILED DESCRIPTION OF THE INVENTION**

A first embodiment of the invention encompasses methods of treating or preventing MDS which comprises administering to a patient in need of such treatment or prevention a therapeutically or prophylactically effective amount of a selective cytokine inhibitory drug, or a pharmaceutically acceptable salt, solvate, hydrate, stereoisomer, clathrate, or prodrug thereof.

As used herein, the term "myelodysplastic syndrome" or "MDS" means a hematopoietic stem cell disorder characterized by one or more of the following: ineffective blood cell production, progressive cytopenias, risk of progression to acute leukemia or



cellular marrow with impaired morphology and maturation (dysmyelopoiesis). The term "myelodysplastic syndrome" or "MDS" unless otherwise noted includes: refractory anemia, refractory anemia with ringed sideroblasts, refractory anemia with excess blasts, refractory anemia with excess blasts in transformation and chronic myelomonocytic leukemia.

Another embodiment of the invention encompasses methods of managing MDS which comprises administering to a patient in need of such management a prophylactically effective amount of a selective cytokine inhibitory drug, or a pharmaceutically acceptable salt, solvate, hydrate, stereoisomer, clathrate, or prodrug thereof.

Yet another embodiment of the invention encompasses a pharmaceutical composition comprising a selective cytokine inhibitory drug, or a pharmaceutically acceptable salt, solvate, hydrate, stereoisomer, clathrate, or prodrug thereof, and a pharmaceutically acceptable carrier, diluent or excipient wherein the composition is adapted for parenteral, oral or transdermal administration and the amount is sufficient to treat or prevent MDS or to ameliorate the symptoms or progress of the disease.

Also encompassed by the invention are single unit dosage forms comprising a selective cytokine inhibitory drug, or a pharmaceutically acceptable salt, solvate, hydrate, stereoisomer, clathrate, or prodrug thereof.

One embodiment of the invention encompasses a method of treating, preventing and/or managing MDS, which comprises administering to a patient in need of such treatment, prevention and/or management a therapeutically or prophylactically effective amount of a selective cytokine inhibitory drug, or a pharmaceutically acceptable salt, solvate, hydrate, stereoisomer, clathrate, or prodrug thereof, and a therapeutically or prophylactically effective amount of a second active agent. Without being limited by theory, it is believed that certain selective cytokine inhibitory drugs and agents conventionally used in MDS patients can act in complementary or synergistic ways in the treatment or management of MDS. It is also believed that the combined use of such agents may reduce or eliminate adverse effects associated with some selective cytokine inhibitory drugs, thereby allowing the administration of larger amounts of selective cytokine inhibitory drugs to patients and/or increasing patient compliance. It is further believed that some selective cytokine inhibitory drugs may reduce or eliminate adverse effects associated with some conventional MDS agents, thereby allowing the administration of larger amounts of the agents to patients and/or increasing patient compliance.

Preferably, the second active agents are capable of affecting or improving blood cell production. Second active agents can be large molecules (*e.g.*, proteins) or small molecules (*e.g.*, synthetic inorganic, organometallic, or organic molecules). The examples of the



second active agent include, but are not limited to, cytokines, hematopoietic growth factors, anti-cancer agents such as topoisomerase inhibitors, anti-angiogenic agents, microtubule stabilizing agents, apoptosis inducing agents, alkylating agents and other conventional chemotherapy described in the Physician's Desk Reference 2002; antivirals; antifungals; antibiotics; anti-inflammatories; immunomodulatory agents; IMiDs™; immunosuppressive agents such as cyclosporins; and other known or conventional agents used in MDS patients. Specific second active agents include but are not limited to etanercept (Enbrel®), imatinib (Glivec®), anti-TNF- $\alpha$  antibodies, infliximab (Remicade®), G-CSF, GM-CSF, EPO, topotecan, irinotecan, pentoxifylline, doxorubicin, ciprofloxacin, dexamethasone, IL2, IL8, IL18, Ara-C, vinorelbine, isotretinoin, and 13-cis-retinoic acid. This invention also encompasses the use of native, naturally occurring, and recombinant proteins. The invention further encompasses mutants and derivatives (*e.g.*, modified forms) of naturally occurring proteins that exhibit, *in vivo*, at least some of the pharmacological activity of the proteins upon which they are based. Examples of mutants include, but are not limited to, proteins that have one or more amino acid residues that differ from the corresponding residues in the naturally occurring forms of the proteins. Also encompassed by the term "mutants" are proteins that lack carbohydrate moieties normally present in their naturally occurring forms (*e.g.*, nonglycosylated forms). Examples of derivatives include, but are not limited to, pegylated derivatives and fusion proteins, such as proteins formed by fusing IgG1 or IgG3 to the protein or active portion of the protein of interest. *See, e.g.*, Penichet, M.L. and Morrison, S.L., *J. Immunol. Methods* 248:91-101 (2001). Vaccines that cause the secretion of proteins disclosed herein as well as pharmacologically active mutants, derivatives, and fusion thereof are also encompassed by the invention.

Another embodiment of the invention encompasses a method of reversing, reducing or avoiding an adverse effect associated with the administration of conventional therapy for MDS to a patient suffering from MDS, which comprises administering to a patient in need of such reversion, reduction or avoidance a therapeutically or prophylactically effective amount of a selective cytokine inhibitory drug, or a pharmaceutically acceptable salt, solvate, hydrate, stereoisomer, clathrate, or prodrug thereof.

Without being limited by theory, it is believed that the combined use of a selective cytokine inhibitory drug, and transplantation therapy of, *e.g.*, stem cells to a patient suffering from MDS provides a unique and unexpected synergism. As inevitable leukemic transformation develops in certain stages of MDS, transplantation of peripheral blood stem cells, processed hematopoietic stem cell preparation, cord blood or bone marrow may be necessary. In particular, without being limited by theory, it is believed that selective



cytokine inhibitory drugs exhibit cytokine inhibitory activity that may provide additive or synergistic effects when given concurrently with transplantation therapy. Selective cytokine inhibitory drugs can work in combination with transplantation therapy reducing complications associated with the invasive procedure of transplantation and risk of related Graft Versus Host Disease (GVHD). Therefore, this invention encompasses a method of treating, preventing and/or managing MDS, which comprises administering to a patient (*e.g.*, a human) a selective cytokine inhibitory drug, or a pharmaceutically acceptable salt, solvate, hydrate, stereoisomer, clathrate, or prodrug thereof, before, during, or after transplantation therapy.

The invention also encompasses pharmaceutical compositions, single unit dosage forms, and kits which comprise a selective cytokine inhibitory drug, or a pharmaceutically acceptable salt, solvate, hydrate, stereoisomer, clathrate, or prodrug thereof, a second active ingredient, and/or blood or cells for transplantation therapy. For example, the kit may contain one or more compounds of the invention, stem cells for transplantation and an immunosuppressive agent, antibiotic or other drug, each of which is to be used to treat the MDS patient.

#### **4.1 SELECTIVE CYTOKINE INHIBITORY DRUGS**

Compounds used in the invention include racemic, stereomerically pure and stereomerically enriched selective cytokine inhibitory drugs, stereomerically and enantiomerically pure compounds that have selective cytokine inhibitory activities, and pharmaceutically acceptable salts, solvates, hydrates, stereoisomers, clathrates, and prodrugs thereof. Preferred compounds used in the invention are known Selective Cytokine Inhibitory Drugs (SelCIDs™) of Celgene Corporation, NJ.

As used herein and unless otherwise indicated, the terms “selective cytokine inhibitory drugs” and “SelCIDs™” encompass small molecule drugs, *e.g.*, small organic molecules which are not peptides, proteins, nucleic acids, oligosaccharides or other macromolecules. Preferred compounds inhibit TNF- $\alpha$  production. Compounds may also have a modest inhibitory effect on LPS induced IL1 $\beta$  and IL12. More preferably, the compounds of the invention are potent PDE4 inhibitors.

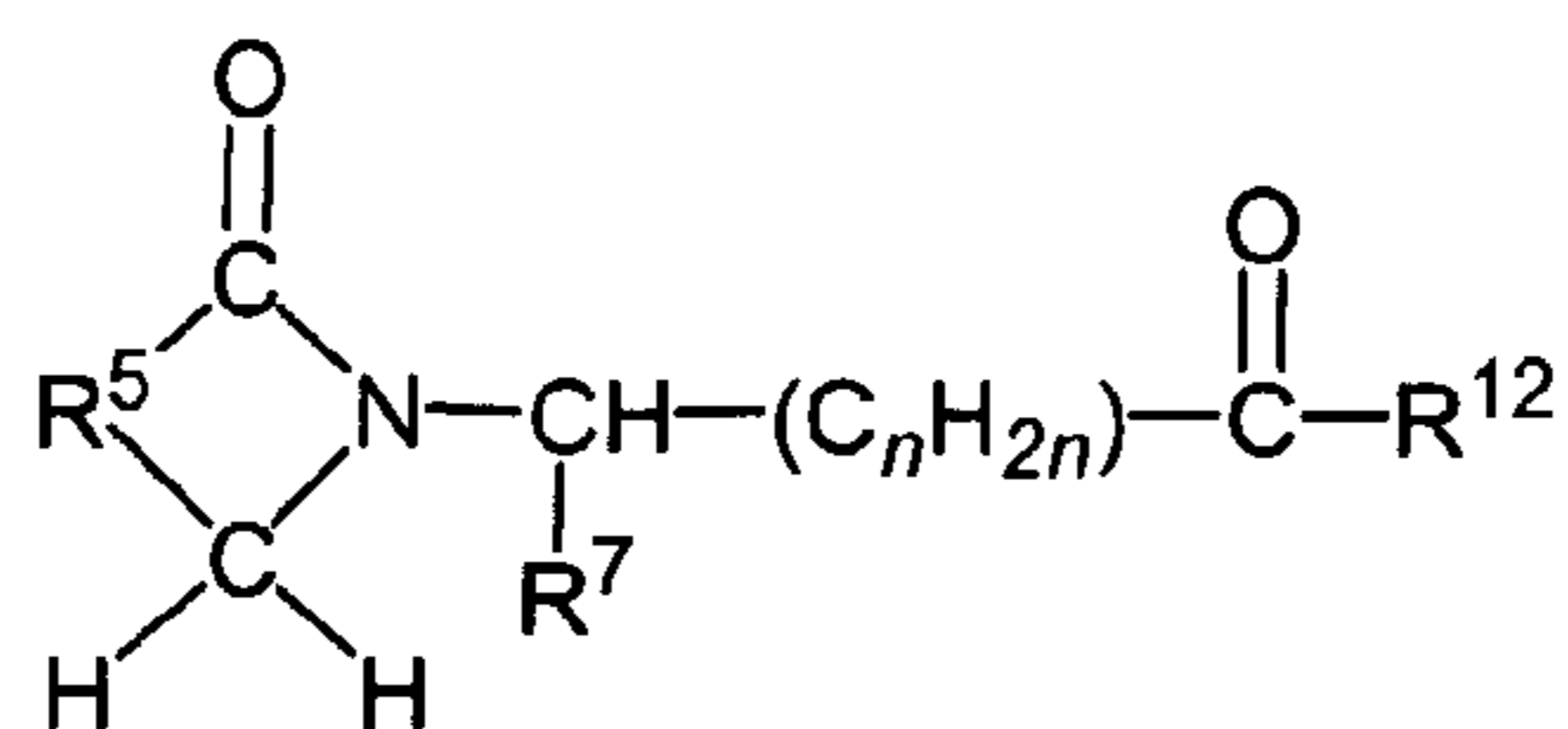
Specific examples of selective cytokine inhibitory drugs include, but are not limited to, the cyclic imides disclosed in U.S. patent nos. 5,605,914 and 5,463,063; the cycloalkyl amides and cycloalkyl nitriles of U.S. patent nos. 5,728,844, 5,728,845, 5,968,945, 6,180,644 and 6,518,281; the aryl amides (for example, an embodiment being N-benzoyl-3-amino-3-(3',4'-dimethoxyphenyl)-propanamide) of U.S. patent nos. 5,801,195, 5,736,570,

6,046,221 and 6,284,780; the imide/amide ethers and alcohols (for example, 3-phthalimido-3-(3',4'-dimethoxyphenyl)propan-1-ol) disclosed in U.S. patent no. 5,703,098; the succinimides and maleimides (for example methyl 3-(3',4',5'6'-tetrahydrophthalimido)-3-(3'',4''-dimethoxyphenyl)propionate) disclosed in U.S. patent no. 5,658,940; imido and amido substituted alkanohydroxamic acids disclosed in U.S. patent no. 6,214,857 and WO 99/06041; substituted phenethylsulfones disclosed in U.S. patent nos. 6,011,050 and 6,020,358; substituted imides (for example, 2-phthalimido-3-(3',4'-dimethoxyphenyl)propane) disclosed in U.S. patent no. 6,429,221; substituted 1,3,4-oxadiazoles (for example, 2-[1-(3-cyclopentyloxy-4-methoxyphenyl)-2-(1,3,4-oxadiazole-2-yl)ethyl]-5-methylisoindoline-1,3-dione) disclosed in U.S. patent no. 6,326,388; cyano and carboxy derivatives of substituted styrenes (for example, 3,3-bis-(3,4-dimethoxyphenyl)acrylonitrile) disclosed in U.S. patent nos. 5,929,117, 6,130,226, 6,262,101 and 6,479,554; isoindoline-1-one and isoindoline-1,3-dione substituted in the 2-position with an  $\alpha$ -(3,4-disubstituted phenyl)alkyl group and in the 4- and/or 5-position with a nitrogen-containing group disclosed in WO 01/34606 and U.S. patent no. 6,667,316; and imido and amido substituted acylhydroxamic acids (for example, (3-(1,3-dioxoisoindoline-2-yl)-3-(3-ethoxy-4-methoxyphenyl)propanoylamino)propanoate) disclosed in WO 01/45702 and U.S. patent no. 6,699,899. Other selective cytokine inhibitory drugs include diphenylethylene compounds disclosed in U.S. provisional application no. 60/452,460, filed March 5, 2003, the contents of which are incorporated by reference herein in their entirety. The entireties of each of the patents and patent applications identified herein are incorporated herein by reference.

Additional selective cytokine inhibitory drugs belong to a family of synthesized chemical compounds of which typical embodiments include 3-(1,3-dioxobenzof[isoindol-2-yl)-3-(3-cyclopentyloxy-4-methoxyphenyl)propionamide and 3-(1,3-dioxo-4-azaisoindol-2-yl)-3-(3,4-dimethoxyphenyl)-propionamide.

Other specific selective cytokine inhibitory drugs belong to a class of non-polypeptide cyclic amides disclosed in U.S. patent nos. 5,698,579, 5,877,200, 6,075,041 and 6,200,987, and WO 95/01348, each of which is incorporated herein by reference.

Representative cyclic amides include compounds of the formula:



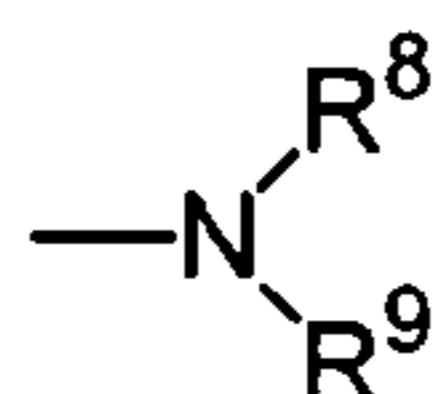


wherein n has a value of 1, 2, or 3;

$R^5$  is o-phenylene, unsubstituted or substituted with 1 to 4 substituents each selected independently from the group consisting of nitro, cyano, trifluoromethyl, carbethoxy, carbomethoxy, carbopropoxy, acetyl, carbamoyl, acetoxy, carboxy, hydroxy, amino, alkylamino, dialkylamino, acylamino, alkyl of 1 to 10 carbon atoms, alkoxy of 1 to 10 carbon atoms, and halo;

$R^7$  is (i) phenyl or phenyl substituted with one or more substituents each selected independently of the other from the group consisting of nitro, cyano, trifluoromethyl, carbethoxy, carbomethoxy, carbopropoxy, acetyl, carbamoyl, acetoxy, carboxy, hydroxy, amino, alkyl of 1 to 10 carbon atoms, alkoxy of 1 to 10 carbon atoms, and halo, (ii) benzyl unsubstituted or substituted with 1 to 3 substituents selected from the group consisting of nitro, cyano, trifluoromethyl, carbethoxy, carbomethoxy, carbopropoxy, acetyl, carbamoyl, acetoxy, carboxy, hydroxy, amino, alkyl of 1 to 10 carbon atoms, alkoxy of 1 to 10 carbon atoms, and halo, (iii) naphthyl, and (iv) benzyloxy;

$R^{12}$  is -OH, alkoxy of 1 to 12 carbon atoms, or



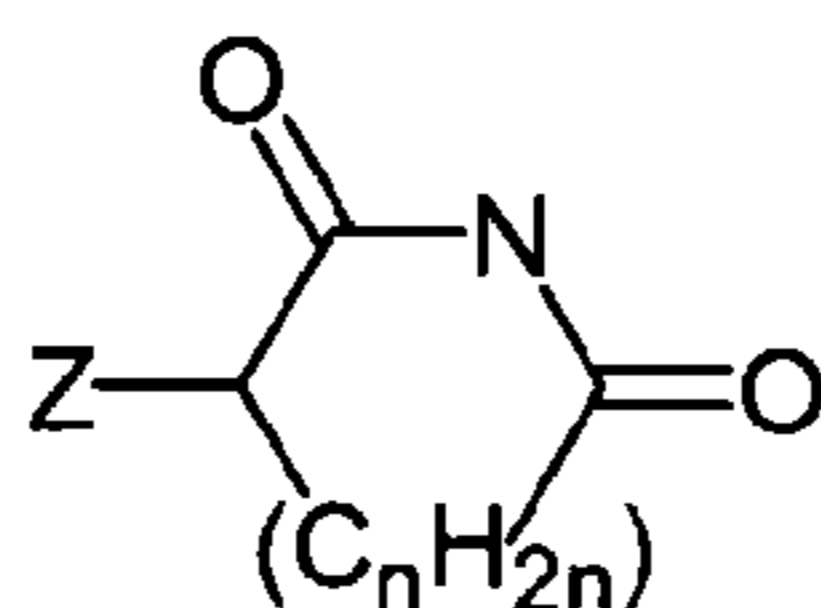
$R^8$  is hydrogen or alkyl of 1 to 10 carbon atoms; and

$R^9$  is hydrogen, alkyl of 1 to 10 carbon atoms,  $-\text{COR}^{10}$ , or  $-\text{SO}_2\text{R}^{10}$ , wherein  $R^{10}$  is hydrogen, alkyl of 1 to 10 carbon atoms, or phenyl.

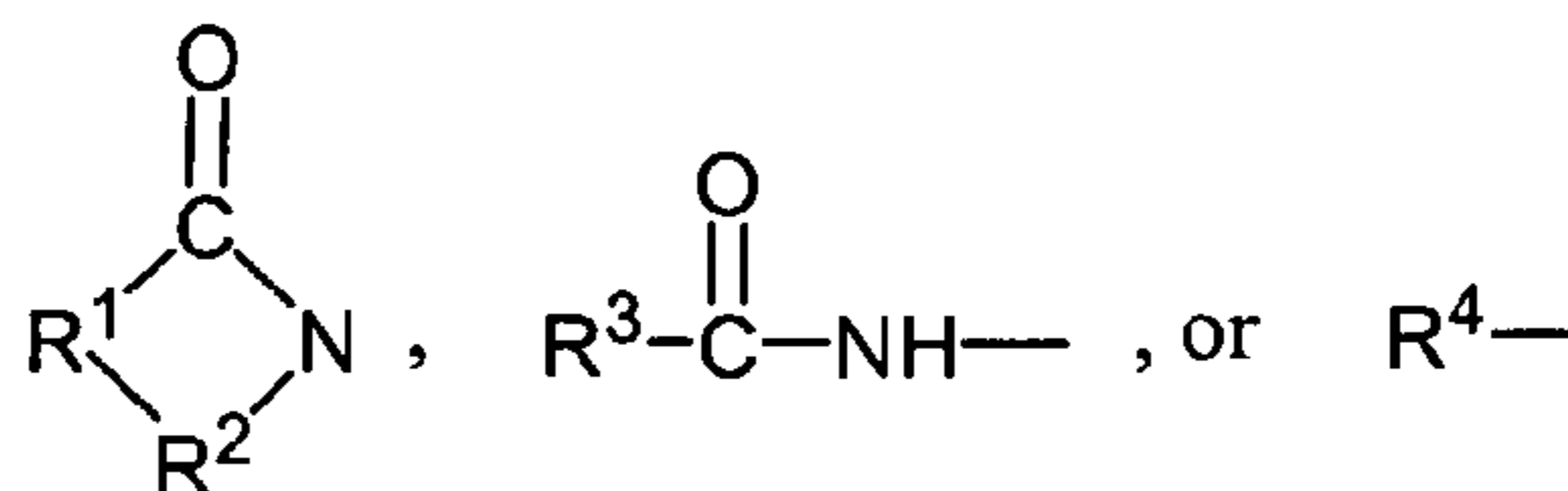
Specific compounds of this class include, but are not limited to:

- 3-phenyl-2-(1-oxoisindolin-2-yl)propionic acid;
- 3-phenyl-2-(1-oxoisindolin-2-yl)propionamide;
- 3-phenyl-3-(1-oxoisindolin-2-yl)propionic acid;
- 3-phenyl-3-(1-oxoisindolin-2-yl)propionamide;
- 3-(4-methoxyphenyl)-3-(1-oxoisindolin-2-yl)propionic acid;
- 3-(4-methoxyphenyl)-3-(1-oxoisindolin-2-yl)propionamide;
- 3-(3,4-dimethoxyphenyl)-3-(1-oxoisindolin-2-yl)propionic acid;
- 3-(3,4-dimethoxyphenyl)-3-(1-oxoisindolin-2-yl)propionamide;
- 3-(3,4-diethoxyphenyl)-3-(1-oxoisindolin-2-yl)propionic acid;
- methyl 3-(1-oxoisindolin-2-yl)-3-(3-ethoxy-4-methoxyphenyl)propionate;
- 3-(1-oxoisindolin-2-yl)-3-(3-ethoxy-4-methoxyphenyl)propionic acid;
- 3-(1-oxoisindolin-2-yl)-3-(3-propoxy-4-methoxyphenyl)propionic acid;

3-(1-oxoisindolin-2-yl)-3-(3-butoxy-4-methoxyphenyl)propionic acid;  
 3-(1-oxoisindolin-2-yl)-3-(3-propoxy-4-methoxyphenyl)propionamide;  
 3-(1-oxoisindolin-2-yl)-3-(3-butoxy-4-methoxyphenyl)propionamide;  
 methyl 3-(1-oxoisindolin-2-yl)-3-(3-butoxy-4-methoxyphenyl)propionate; and  
 methyl 3-(1-oxoisindolin-2-yl)-3-(3-propoxy-4-methoxyphenyl)propionate. Other  
 representative cyclic amides include compounds of the formula:



in which Z is:



in which:

R<sup>1</sup> is the divalent residue of (i) 3,4-pyridine, (ii) pyrrolidine, (iii) imidazole, (iv) naphthalene, (v) thiophene, or (vi) a straight or branched alkane of 2 to 6 carbon atoms, unsubstituted or substituted with phenyl or phenyl substituted with nitro, cyano, trifluoromethyl, carbethoxy, carbomethoxy, carbopropoxy, acetyl, carbamyl, acetoxy, carboxy, hydroxy, amino, alkyl of 1 to 10 carbon atoms, alkoxy of 1 to 10 carbon atoms, or halo, wherein the divalent bonds of said residue are on vicinal ring carbon atoms;

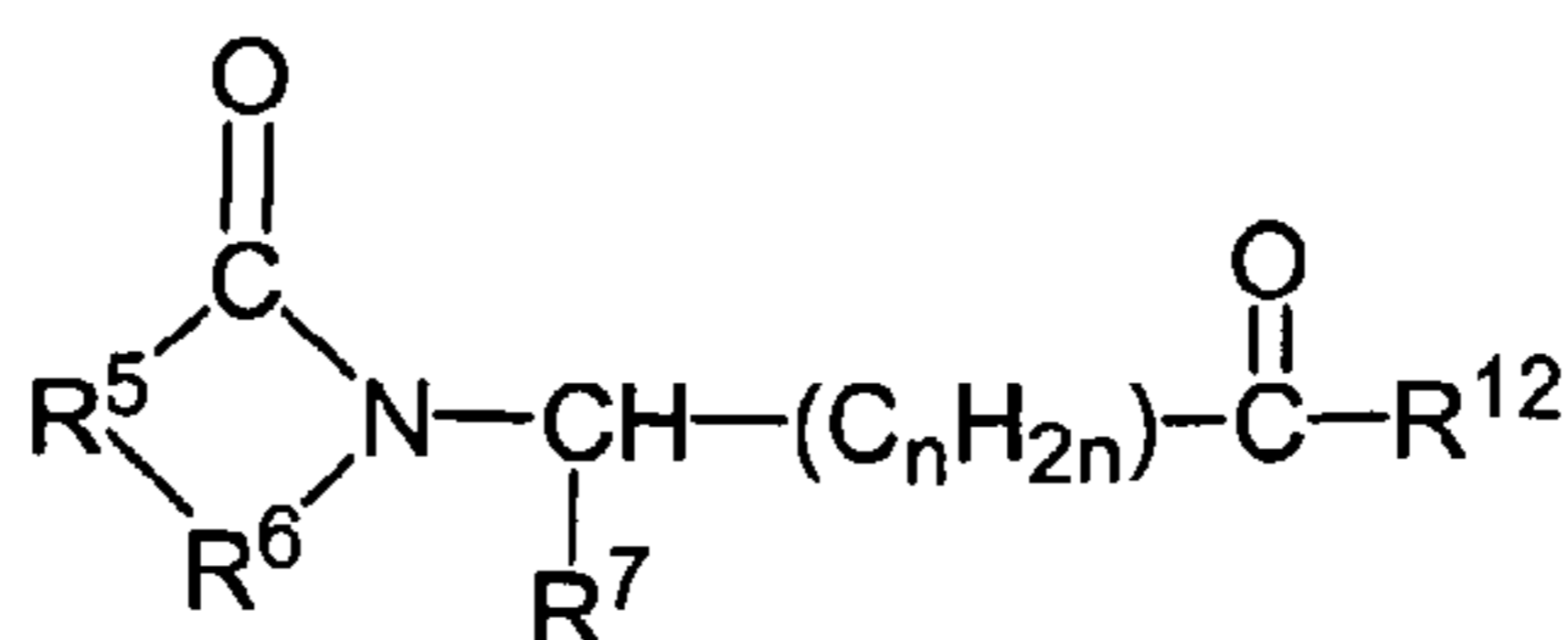
R<sup>2</sup> is -CO - or -SO<sub>2</sub> -;

R<sup>3</sup> is (i) phenyl substituted with 1 to 3 substituents each selected independently from nitro, cyano, trifluoromethyl, carbethoxy, carbomethoxy, carbopropoxy, acetyl, carbamoyl, acetoxy, carboxy, hydroxy, amino, alkyl of 1 to 10 carbon atoms, alkoxy of 1 to 10 carbon atoms, or halo, (ii) pyridyl, (iii) pyrrolyl, (iv) imidazolyl, (iv) naphthyl, (vi) thienyl, (vii) quinolyl, (viii) furyl, or (ix) indolyl;

R<sup>4</sup> is alanyl, arginyl, glycyl, phenylglycyl, histidyl, leucyl, isoleucyl, lysyl, methionyl, prolyl, sarcosyl, seryl, homoseryl, threonyl, thyronyl, tyrosyl, valyl, benzimidol-2-yl, benzoxazol-2-yl, phenylsulfonyl, methylphenylsulfonyl, or phenylcarbamoyl; and

n has a value of 1, 2, or 3. Other representative cyclic amides include compounds of the formula:



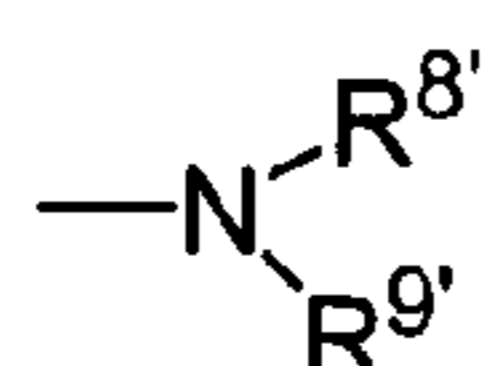


in which R<sup>5</sup> is (i) o-phenylene, unsubstituted or substituted with 1 to 4 substituents each selected independently from nitro, cyano, trifluoromethyl, carbethoxy, carbomethoxy, carbopropoxy, acetyl, carbamoyl, acetoxo, carboxy, hydroxy, amino, alkylamino, dialkylamino, acylamino, alkyl of 1 to 10 carbon atoms, alkoxy of 1 to 10 carbon atoms, or halo, or (ii) the divalent residue of pyridine, pyrrolidine, imidazole, naphthalene, or thiophene, wherein the divalent bonds are on vicinal ring carbon atoms;

R<sup>6</sup> is -CO-, -CH<sub>2</sub>-, or -SO<sub>2</sub>-;

R<sup>7</sup> is (i) hydrogen if R<sup>6</sup> is -SO<sub>2</sub>-, (ii) straight, branched, or cyclic alkyl of 1 to 12 carbon atoms, (iii) pyridyl, (iv) phenyl or phenyl substituted with one or more substituents each selected independently of the other from nitro, cyano, trifluoromethyl, carbethoxy, carbomethoxy, carbopropoxy, acetyl, carbamoyl, acetoxo, carboxy, hydroxy, amino, alkyl of 1 to 10 carbon atoms, alkoxy of 1 to 10 carbon atoms, or halo, (v) alkyl of 1 to 10 carbon atoms, (vi) benzyl unsubstituted or substituted with 1 to 3 substituents selected from the group consisting of nitro, cyano, trifluoromethyl, carbethoxy, carbomethoxy, carbopropoxy, acetyl, carbamoyl, acetoxo, carboxy, hydroxy, amino, alkyl of 1 to 10 carbon atoms, alkoxy of 1 to 10 carbon atoms, or halo, (vii) naphthyl, (viii) benzyloxy, or (ix) imidazol-4-yl methyl;

R<sup>12</sup> is -OH, alkoxy of 1 to 12 carbon atoms, or

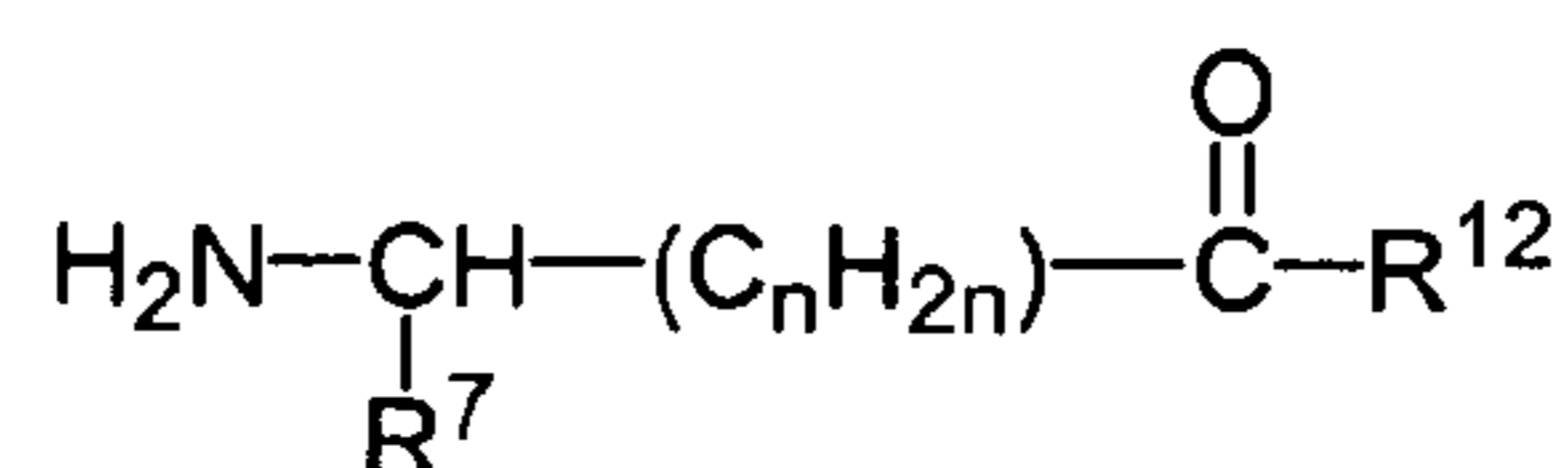


n has a value of 0, 1, 2, or 3;

R<sup>8'</sup> is hydrogen or alkyl of 1 to 10 carbon atoms; and

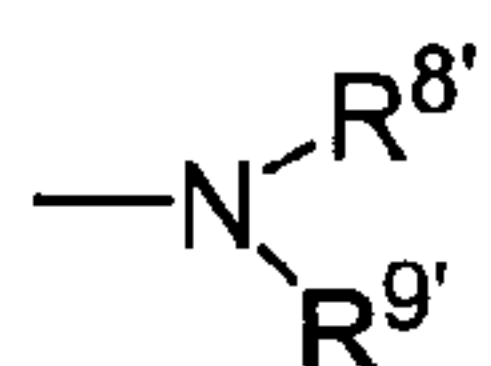
R<sup>9'</sup> is hydrogen, alkyl of 1 to 10 carbon atoms, -COR<sup>10</sup>, or -SO<sub>2</sub>R<sup>10</sup> in which R<sup>10</sup> is hydrogen, alkyl of 1 to 10 carbon atoms, or phenyl.

Other representative imides include compounds of the formula:



in which R<sup>7</sup> is (i) straight, branched, or cyclic alkyl of 1 to 12 carbon atoms, (ii) pyridyl, (iii) phenyl or phenyl substituted with one or more substituents each selected independently of the other from nitro, cyano, trifluoromethyl, carbethoxy, carbomethoxy, carbopropoxy, acetyl, carbamoyl, acetoxy, carboxy, hydroxy, amino, alkyl of 1 to 10 carbon atoms, alkoxy of 1 to 10 carbon atoms, or halo, (iv) benzyl unsubstituted or substituted with one to three substituents selected from the group consisting of nitro, cyano, trifluoromethyl, carbethoxy, carbomethoxy, carbopropoxy, acetyl, carbamoyl, acetoxy, carboxy, hydroxy, amino, alkyl of 1 to 4 carbon atoms, alkoxy of 1 to 4 carbon atoms, or halo, (v) naphthyl, (vi) benzyloxy, or (vii) imidazol-4-ylmethyl;

R<sup>12</sup> is -OH, alkoxy of 1 to 12 carbon atoms, -O-CH<sub>2</sub>-pyridyl, -O-benzyl or

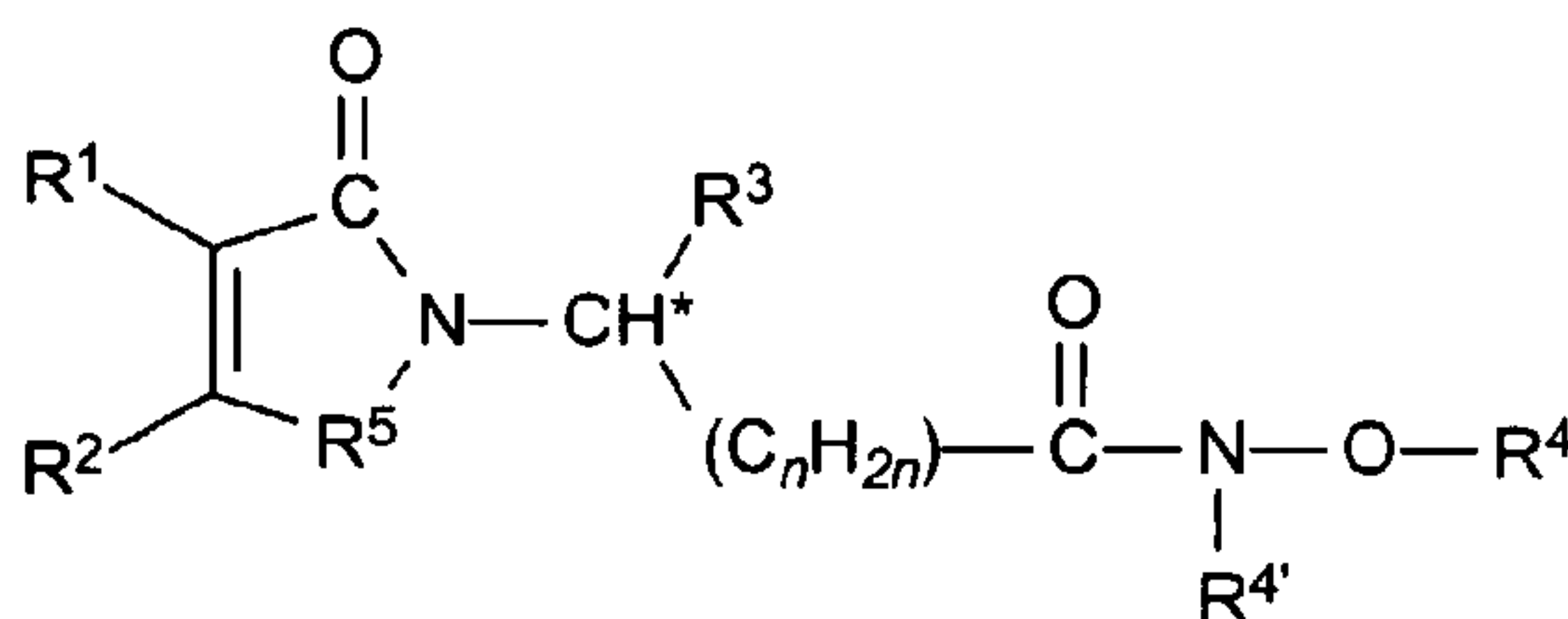


where n has a value of 0, 1, 2, or 3;

R<sup>8</sup> is hydrogen or alkyl of 1 to 10 carbon atoms; and

R<sup>9</sup> is hydrogen, alkyl of 1 to 10 carbon atoms, -CH<sub>2</sub>-pyridyl, benzyl, -COR<sup>10</sup>, or -SO<sub>2</sub>R<sup>10</sup> in which R<sup>10</sup> is hydrogen, alkyl of 1 to 4 carbon atoms, or phenyl.

Other specific selective cytokine inhibitory drugs include the imido and amido substituted alkanohydroxamic acids disclosed in WO 99/06041 and U.S. patent no. 6,214,857, each of which is incorporated herein by reference. Examples of such compound include, but are not limited to:



wherein each of R<sup>1</sup> and R<sup>2</sup>, when taken independently of each other, is hydrogen, lower alkyl, or R<sup>1</sup> and R<sup>2</sup>, when taken together with the depicted carbon atoms to which each is bound, is *o*-phenylene, *o*-naphthylene, or cyclohexene-1,2-diyl, unsubstituted or substituted with 1 to 4 substituents each selected independently from the group consisting of nitro, cyano, trifluoromethyl, carbethoxy, carbomethoxy, carbopropoxy, acetyl, carbamoyl, acetoxy, carboxy, hydroxy, amino, alkylamino, dialkylamino, acylamino, alkyl of 1 to 10 carbon atoms, alkoxy of 1 to 10 carbon atoms, and halo;

R<sup>3</sup> is phenyl substituted with from one to four substituents selected from the group consisting of nitro, cyano, trifluoromethyl, carbethoxy, carbomethoxy, carbopropoxy,



acetyl, carbamoyl, acetoxy, carboxy, hydroxy, amino, alkyl of 1 to 10 carbon atoms, alkoxy of 1 to 10 carbon atoms, alkylthio of 1 to 10 carbon atoms, benzyloxy, cycloalkoxy of 3 to 6 carbon atoms, C<sub>4</sub>-C<sub>6</sub>-cycloalkylidenemethyl, C<sub>3</sub>-C<sub>10</sub>-alkylidenemethyl, indanyloxy, and halo;

R<sup>4</sup> is hydrogen, alkyl of 1 to 6 carbon atoms, phenyl, or benzyl;

R<sup>4'</sup> is hydrogen or alkyl of 1 to 6 carbon atoms;

R<sup>5</sup> is -CH<sub>2</sub>-, -CH<sub>2</sub>-CO-, -SO<sub>2</sub>-, -S-, or -NHCO-; and

n has a value of 0, 1, or 2; and

the acid addition salts of said compounds which contain a nitrogen atom capable of being protonated.

Additional specific selective cytokine inhibitory drugs used in the invention include, but are not limited to:

3-(3-ethoxy-4-methoxyphenyl)-N-hydroxy-3-(1-oxoisoindolinyl)propionamide;

3-(3-ethoxy-4-methoxyphenyl)-N-methoxy-3-(1-oxoisoindolinyl)propionamide;

N-benzyloxy-3-(3-ethoxy-4-methoxyphenyl)-3-phthalimidopropionamide;

N-benzyloxy-3-(3-ethoxy-4-methoxyphenyl)-3-(3-nitrophthalimido)propionamide;

N-benzyloxy-3-(3-ethoxy-4-methoxyphenyl)-3-(1-oxoisoindolinyl)propionamide;

3-(3-ethoxy-4-methoxyphenyl)-N-hydroxy-3-phthalimidopropionamide;

N-hydroxy-3-(3,4-dimethoxyphenyl)-3-phthalimidopropionamide;

3-(3-ethoxy-4-methoxyphenyl)-N-hydroxy-3-(3-nitrophthalimido)propionamide;

N-hydroxy-3-(3,4-dimethoxyphenyl)-3-(1-oxoisoindolinyl)propionamide;

3-(3-ethoxy-4-methoxyphenyl)-N-hydroxy-3-(4-methyl-phthalimido)propionamide;

3-(3-cyclopentyloxy-4-methoxyphenyl)-N-hydroxy-3-phthalimidopropionamide;

3-(3-ethoxy-4-methoxyphenyl)-N-hydroxy-3-(1,3-dioxo-2,3-dihydro-1H-

benzo[f]isoindol-2-yl)propionamide;

N-hydroxy-3-{3-(2-propoxy)-4-methoxyphenyl}-3-phthalimidopropionamide;

3-(3-ethoxy-4-methoxyphenyl)-3-(3,6-difluorophthalimido)-N-

hydroxypropionamide;

3-(4-aminophthalimido)-3-(3-ethoxy-4-methoxyphenyl)-N-hydroxypropionamide;

3-(3-aminophthalimido)-3-(3-ethoxy-4-methoxyphenyl)-N-hydroxypropionamide;

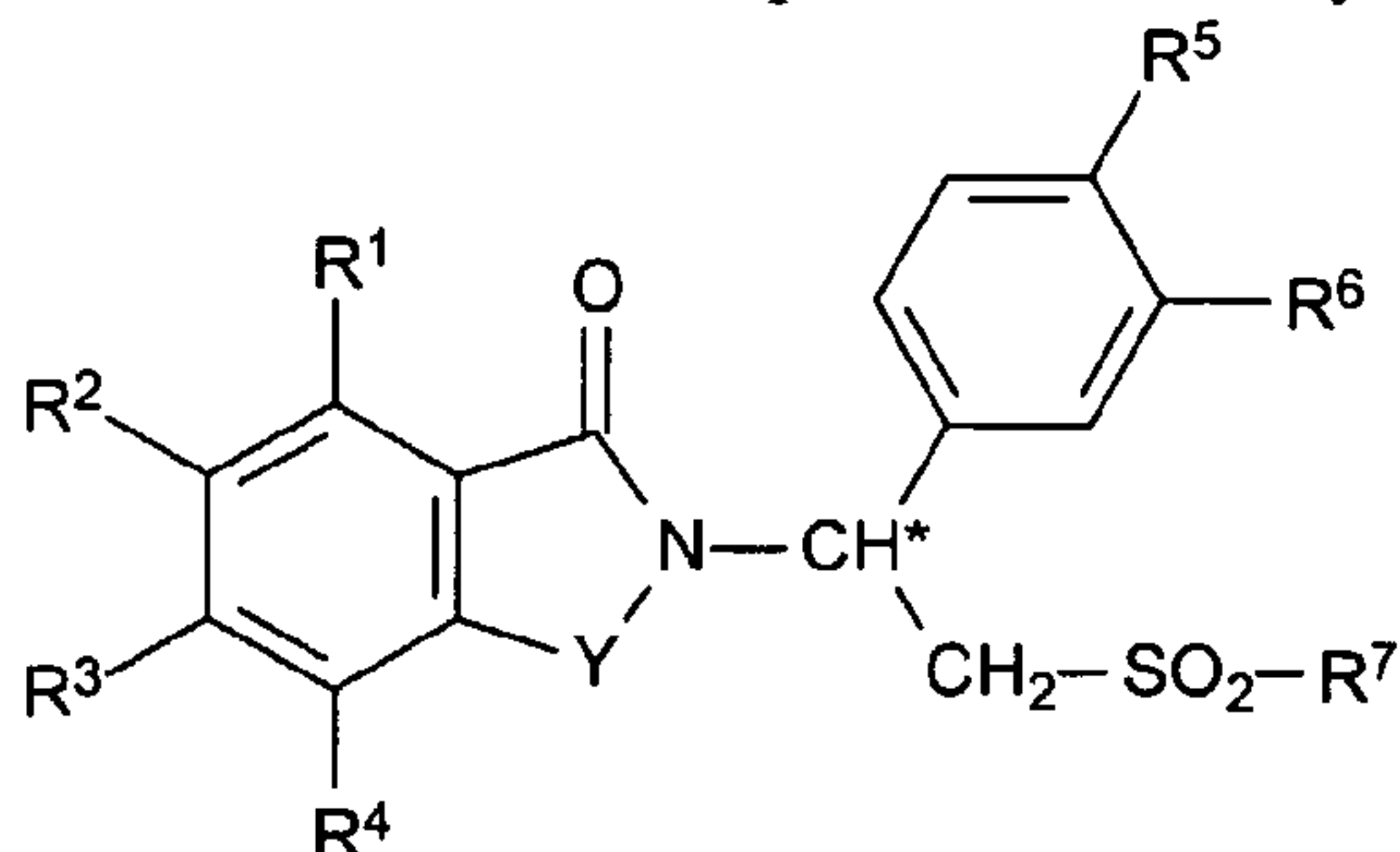
N-hydroxy-3-(3,4-dimethoxyphenyl)-3-(1-oxoisoindolinyl)propionamide;

3-(3-cyclopentyloxy-4-methoxyphenyl)-N-hydroxy-3-(1-oxoisoindolinyl)

propionamide; and

N-benzyloxy-3-(3-ethoxy-4-methoxyphenyl)-3-(3-nitrophthalimido)propionamide.

Additional selective cytokine inhibitory drugs used in the invention include the substituted phenethylsulfones substituted on the phenyl group with a oxoisindine group. Examples of such compounds include, but are not limited to, those disclosed in U.S. patent no. 6,020,358, which is incorporated herein by reference, which include the following:



wherein the carbon atom designated \* constitutes a center of chirality;

Y is C=O, CH<sub>2</sub>, SO<sub>2</sub>, or CH<sub>2</sub>C=O; each of R<sup>1</sup>, R<sup>2</sup>, R<sup>3</sup>, and R<sup>4</sup>, independently of the others, is hydrogen, halo, alkyl of 1 to 4 carbon atoms, alkoxy of 1 to 4 carbon atoms, nitro, cyano, hydroxy, or -NR<sup>8</sup>R<sup>9</sup>; or any two of R<sup>1</sup>, R<sup>2</sup>, R<sup>3</sup>, and R<sup>4</sup> on adjacent carbon atoms, together with the depicted phenylene ring are naphthylidene;

each of R<sup>5</sup> and R<sup>6</sup>, independently of the other, is hydrogen, alkyl of 1 to 4 carbon atoms, alkoxy of 1 to 4 carbon atoms, cyano, or cycloalkoxy of up to 18 carbon atoms;

R<sup>7</sup> is hydroxy, alkyl of 1 to 8 carbon atoms, phenyl, benzyl, or NR<sup>8</sup>R<sup>9</sup>;

each of R<sup>8</sup> and R<sup>9</sup> taken independently of the other is hydrogen, alkyl of 1 to 8 carbon atoms, phenyl, or benzyl, or one of R<sup>8</sup> and R<sup>9</sup> is hydrogen and the other is -COR<sup>10</sup> or -SO<sub>2</sub>R<sup>10</sup>, or R<sup>8</sup> and R<sup>9</sup> taken together are tetramethylene, pentamethylene, hexamethylene, or -CH<sub>2</sub>CH<sub>2</sub>X<sup>1</sup>CH<sub>2</sub>CH<sub>2</sub>- in which X<sup>1</sup> is -O-, -S- or -NH-; and

each of R<sup>8</sup> and R<sup>9</sup> taken independently of the other is hydrogen, alkyl of 1 to 8 carbon atoms, phenyl, or benzyl, or one of R<sup>8</sup> and R<sup>9</sup> is hydrogen and the other is -COR<sup>10</sup> or -SO<sub>2</sub>R<sup>10</sup>, or R<sup>8</sup> and R<sup>9</sup> taken together are tetramethylene, pentamethylene, hexamethylene, or -CH<sub>2</sub>CH<sub>2</sub>X<sup>2</sup>CH<sub>2</sub>CH<sub>2</sub>- in which X<sup>2</sup> is -O-, -S-, or -NH-.

It will be appreciated that while for convenience the above compounds are identified as phenethylsulfones, they include sulfonamides when R<sup>7</sup> is NR<sup>8</sup>R<sup>9</sup>.

Specific groups of such compounds are those in which Y is C=O or CH<sub>2</sub>.

A further specific group of such compounds are those in which each of R<sup>1</sup>, R<sup>2</sup>, R<sup>3</sup>, and R<sup>4</sup> independently of the others, is hydrogen, halo, methyl, ethyl, methoxy, ethoxy, nitro, cyano, hydroxy, or -NR<sup>8</sup>R<sup>9</sup> in which each of R<sup>8</sup> and R<sup>9</sup> taken independently of the other is hydrogen or methyl or one of R<sup>8</sup> and R<sup>9</sup> is hydrogen and the other is -COCH<sub>3</sub>.

Particular compounds are those in which one of R<sup>1</sup>, R<sup>2</sup>, R<sup>3</sup>, and R<sup>4</sup> is -NH<sub>2</sub> and the remaining of R<sup>1</sup>, R<sup>2</sup>, R<sup>3</sup>, and R<sup>4</sup> are hydrogen.



Particular compounds are those in which one of R<sup>1</sup>, R<sup>2</sup>, R<sup>3</sup>, and R<sup>4</sup> is -NHCOCH<sub>3</sub> and the remaining of R<sup>1</sup>, R<sup>2</sup>, R<sup>3</sup>, and R<sup>4</sup> are hydrogen.

Particular compounds are those in which one of R<sup>1</sup>, R<sup>2</sup>, R<sup>3</sup>, and R<sup>4</sup> is -N(CH<sub>3</sub>)<sub>2</sub> and the remaining of R<sup>1</sup>, R<sup>2</sup>, R<sup>3</sup>, and R<sup>4</sup> are hydrogen.

A further preferred group of such compounds are those in which one of R<sup>1</sup>, R<sup>2</sup>, R<sup>3</sup>, and R<sup>4</sup> is methyl and the remaining of R<sup>1</sup>, R<sup>2</sup>, R<sup>3</sup>, and R<sup>4</sup> are hydrogen.

Particular compounds are those in which one of R<sup>1</sup>, R<sup>2</sup>, R<sup>3</sup>, and R<sup>4</sup> is fluoro and the remaining of R<sup>1</sup>, R<sup>2</sup>, R<sup>3</sup>, and R<sup>4</sup> are hydrogen.

Particular compounds are those in which each of R<sup>5</sup> and R<sup>6</sup>, independently of the other, is hydrogen, methyl, ethyl, propyl, methoxy, ethoxy, propoxy, cyclopentoxy, or cyclohexoxy.

Particular compounds are those in which R<sup>5</sup> is methoxy and R<sup>6</sup> is monocycloalkoxy, polycycloalkoxy, and benzocycloalkoxy.

Particular compounds are those in which R<sup>5</sup> is methoxy and R<sup>6</sup> is ethoxy.

Particular compounds are those in which R<sup>7</sup> is hydroxy, methyl, ethyl, phenyl, benzyl, or NR<sup>8'</sup>R<sup>9'</sup> in which each of R<sup>8'</sup> and R<sup>9'</sup> taken independently of the other is hydrogen or methyl.

Particular compounds are those in which R<sup>7</sup> is methyl, ethyl, phenyl, benzyl or NR<sup>8'</sup>R<sup>9'</sup> in which each of R<sup>8'</sup> and R<sup>9'</sup> taken independently of the other is hydrogen or methyl.

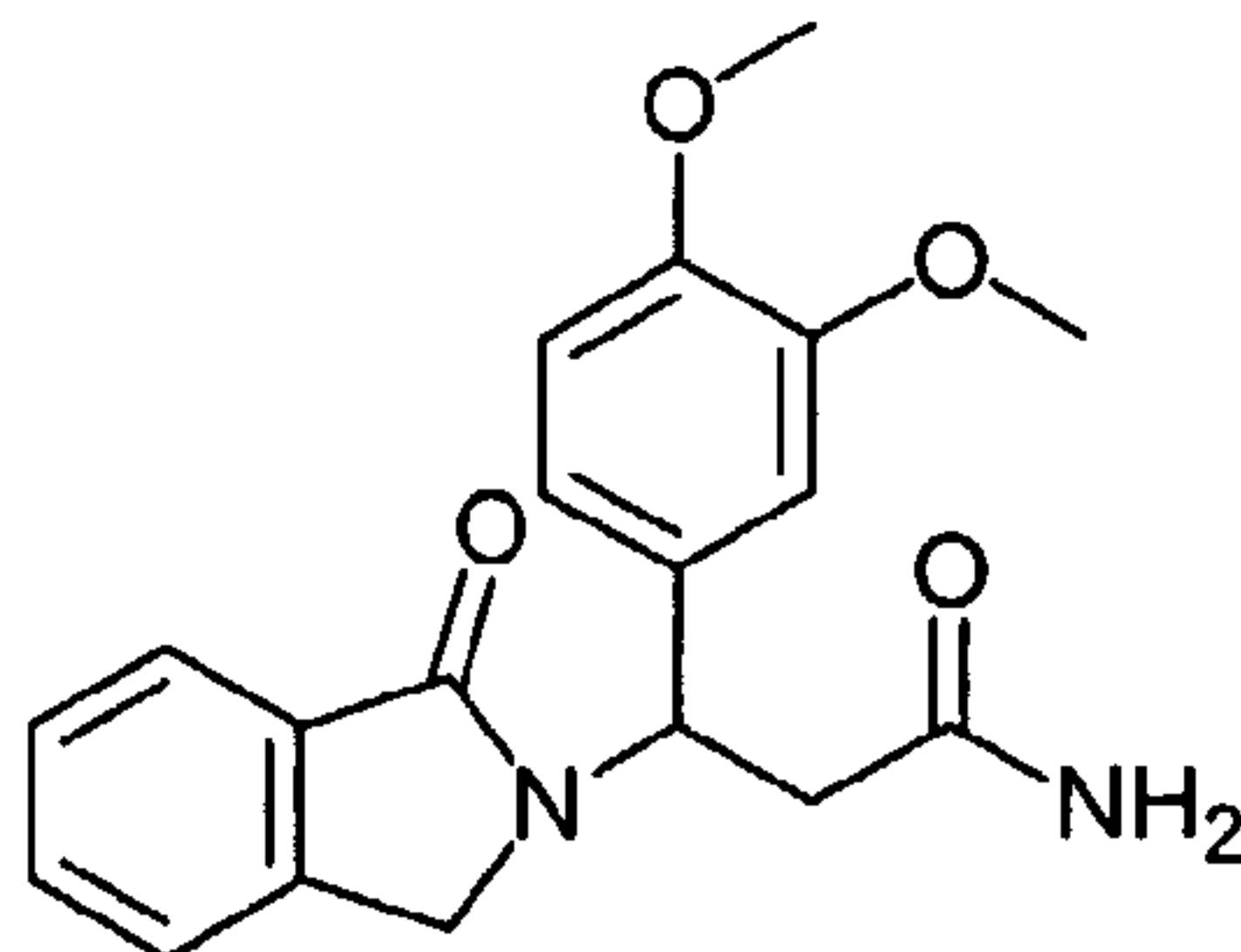
Particular compounds are those in which R<sup>7</sup> is methyl.

Particular compounds are those in which R<sup>7</sup> is NR<sup>8'</sup>R<sup>9'</sup> in which each of R<sup>8'</sup> and R<sup>9'</sup> taken independently of the other is hydrogen or methyl.

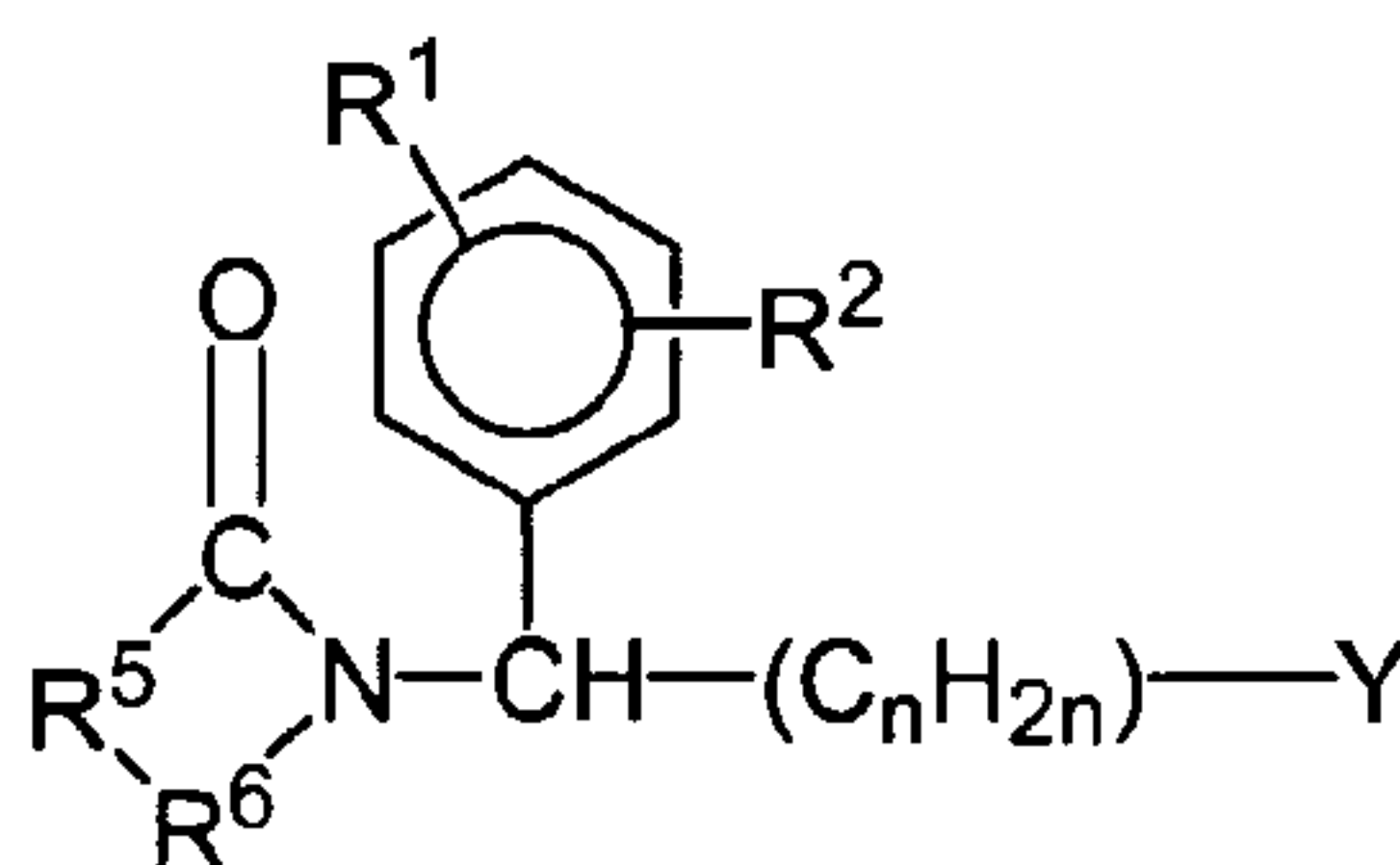
Additional selective cytokine inhibitory drugs include the enantiomerically pure compounds disclosed in U.S. patent application no. 10/392,195 filed on March 19, 2003; international patent application nos. PCT/US03/08737 and PCT/US03/08738, filed on March 20, 2003; U.S. provisional patent application nos. 60/438,450 and 60/438,448 to G. Muller *et al.*, both of which were filed on January 7, 2003; and U.S. provisional patent application no. 60/452,460 to G. Muller *et al.* filed on March 5, 2003, all of which are incorporated herein by reference. Preferred compounds include an enantiomer of 2-[1-(3-ethoxy-4-methoxyphenyl)-2-methylsulfonyl-ethyl]-4-acetylaminoisoindoline-1,3-dione and an enantiomer of 3-(3,4-dimethoxy-phenyl)-3-(1-oxo-1,3-dihydro-isoindol-2-yl)-propionamide.

Preferred selective cytokine inhibitory drugs used in the invention are 3-(3,4-dimethoxy-phenyl)-3-(1-oxo-1,3-dihydro-isoindol-2-yl)-propionamide and

cyclopropanecarboxylic acid {2-[1-(3-ethoxy-4-methoxy-phenyl)-2-methanesulfonyl-ethyl]-3-oxo-2,3-dihydro-1 *H*-isoindol-4-yl}-amide, which are available from Celgene Corp., Warren, NJ. 3-(3,4-Dimethoxy-phenyl)-3-(1-oxo-1,3-dihydro-isoindol-2-yl)-propionamide has the following chemical structure:



Other specific selective cytokine inhibitory drugs include, but are not limited to, the cycloalkyl amides and cycloalkyl nitriles of U.S. patent nos. 5,728,844, 5,728,845, 5,968,945, 6,180,644 and 6,518,281, and WO 97/08143 and WO 97/23457, each of which is incorporated herein by reference. Representative compounds are of formula:



wherein:

one of  $R^1$  and  $R^2$  is  $R^3-X$ - and the other is hydrogen, nitro, cyano, trifluoromethyl, carbo(lower)alkoxy, acetyl, carbamoyl, acetoxy, carboxy, hydroxy, amino, lower alkyl, lower alkoxy, halo, or  $R^3-X$ ;

$R^3$  is monocycloalkyl, bicycloalkyl, or benzocycloalkyl of up to 18 carbon atoms;

X is a carbon-carbon bond,  $-CH_2-$ , or  $-O-$ ;

$R^5$  is (i) o-phenylene, unsubstituted or substituted with 1 to 3 substituents each selected independently from nitro, cyano, halo, trifluoromethyl, carbo(lower)alkoxy, acetyl, or carbamoyl, unsubstituted or substituted with lower alkyl, acetoxy, carboxy, hydroxy, amino, lower alkylamino, lower acylamino, or lower alkoxy; (ii) a vicinally divalent residue of pyridine, pyrrolidine, imidazole, naphthalene, or thiophene, wherein the divalent bonds are on vicinal ring carbon atoms; (iii) a vicinally divalent cycloalkyl or cycloalkenyl of 4-10 carbon atoms, unsubstituted or substituted with 1 to 3 substituents each selected independently from the group consisting of nitro, cyano, halo, trifluoromethyl, carbo(lower)alkoxy, acetyl, carbamoyl, acetoxy, carboxy, hydroxy, amino, lower



alkylamino, lower alkyl, lower alkoxy, or phenyl; (iv) vinylene di-substituted with lower alkyl; or (v) ethylene, unsubstituted or monosubstituted or disubstituted with lower alkyl;

$R^6$  is -CO-, -CH<sub>2</sub>-, or -CH<sub>2</sub>CO-;

Y is -COZ, -C≡N, -OR<sup>8</sup>, lower alkyl, or aryl;

Z is -NH<sub>2</sub>, -OH, -NHR, -R<sup>9</sup>, or -OR<sup>9</sup>

R<sup>8</sup> is hydrogen or lower alkyl;

R<sup>9</sup> is lower alkyl or benzyl; and,

n has a value of 0, 1, 2, or 3.

In another embodiment, one of R<sup>1</sup> and R<sup>2</sup> is R<sup>3</sup>-X- and the other is hydrogen, nitro, cyano, trifluoromethyl, carbo(lower)alkoxy, acetyl, carbamoyl, acetoxy, carboxy, hydroxy, amino, lower alkyl, lower alkoxy, halo, or R<sup>3</sup>-X-;

R<sup>3</sup> is monocycloalkyl of up to 10 carbon atoms, polycycloalkyl of up to 10 carbon atoms, or benzocyclic alkyl of up to 10 carbon atoms;

X is -CH<sub>2</sub>-, or -O-;

R<sup>5</sup> is (i) the vicinally divalent residue of pyridine, pyrrolidine, imidazole, naphthalene, or thiophene, wherein the two bonds of the divalent residue are on vicinal ring carbon atoms;

(ii) a vicinally divalent cycloalkyl of 4-10 carbon atoms, unsubstituted or substituted with 1 to 3 substituents each selected independently from the group consisting of nitro, cyano, halo, trifluoromethyl, carbethoxy, carbomethoxy, carbopropoxy, acetyl, carbamoyl, acetoxy, carboxy, hydroxy, amino, substituted amino, alkyl of 1 to 10 carbon atoms, alkoxy of 1 to 10 carbon atoms, or phenyl;

(iii) di-substituted vinylene, substituted with nitro, cyano, trifluoromethyl, carbethoxy, carbomethoxy, carbopropoxy, acetyl, carbamoyl, carbamoyl substituted with and alkyl of 1 to 3 carbon atoms, acetoxy, carboxy, hydroxy, amino, amino substituted with an alkyl of 1 to 3 carbon atoms, alkyl of 1 to 4 carbon atoms, alkoxy of 1 to 4 carbon atoms, or halo;

(iv) ethylene, unsubstituted or substituted with 1 to 2 substituents each selected independently from nitro, cyano, trifluoromethyl, carbethoxy, carbomethoxy, carbopropoxy, acetyl, carbamoyl, carbamoyl substituted with and alkyl of 1 to 3 carbon atoms, acetoxy, carboxy, hydroxy, amino, amino substituted with an alkyl of 1 to 3 carbon atoms, alkyl of 1 to 4 carbon atoms, alkoxy of 1 to 4 carbon atoms, or halo;

R<sup>6</sup> is -CO-, -CH<sub>2</sub>-, or -CH<sub>2</sub>CO-;

Y is -COX, -C≡N, -OR<sup>8</sup>, alkyl of 1 to 5 carbon atoms, or aryl;

X is -NH<sub>2</sub>, -OH, -NHR, -R<sup>9</sup>, -OR<sup>9</sup>, or alkyl of 1 to 5 carbon atoms;

$R^8$  is hydrogen or lower alkyl;

$R^9$  is alkyl or benzyl; and,

$n$  has a value of 0, 1, 2, or 3.

In another embodiment, one of  $R^1$  and  $R^2$  is  $R^3$ -X- and the other is hydrogen, nitro, cyano, trifluoromethyl, carbo(lower)alkoxy, acetyl, carbamoyl, acetoxy, carboxy, hydroxy, amino, lower alkyl, lower alkoxy, halo,  $HF_2CO$ ,  $F_3CO$ , or  $R^3$ -X-;

$R^3$  is monocycloalkyl, bicycloalkyl, benzocyclo alkyl of up to 18 carbon atoms, tetrahydropyran, or tetrahydrofuran;

X is a carbon-carbon bond,  $-CH_2-$ ,  $-O-$ , or  $-N=$ ;

$R^5$  is (i) o-phenylene, unsubstituted or substituted with 1 to 3 substituents each selected independently from nitro, cyano, halo, trifluoromethyl, carbo(lower)alkoxy, acetyl, or carbamoyl, unsubstituted or substituted with lower alkyl, acetoxy, carboxy, hydroxy, amino, lower alkylamino, lower acylamino, or lower alkoxy; (ii) a vicinally divalent residue of pyridine, pyrrolidine, imidazole, naphthalene, or thiophene, wherein the divalent bonds are on vicinal ring carbon atoms; (iii) a vicinally divalent cycloalkyl or cycloalkenyl of 4-10 carbon atoms, unsubstituted or substituted with 1 or more substituents each selected independently from the group consisting of nitro, cyano, halo, trifluoromethyl, carbo(lower)alkoxy, acetyl, carbamoyl, acetoxy, carboxy, hydroxy, amino, lower alkylamino, lower alkyl, lower alkoxy, or phenyl; (iv) vinylene di-substituted with lower alkyl; or (v) ethylene, unsubstituted or monosubstituted or disubstituted with lower alkyl;

$R^6$  is  $-CO-$ ,  $-CH_2-$ , or  $-CH_2CO-$ ;

Y is  $-COX$ ,  $-C \equiv N$ ,  $-OR^8$ , alkyl of 1 to 5 carbon atoms, or aryl;

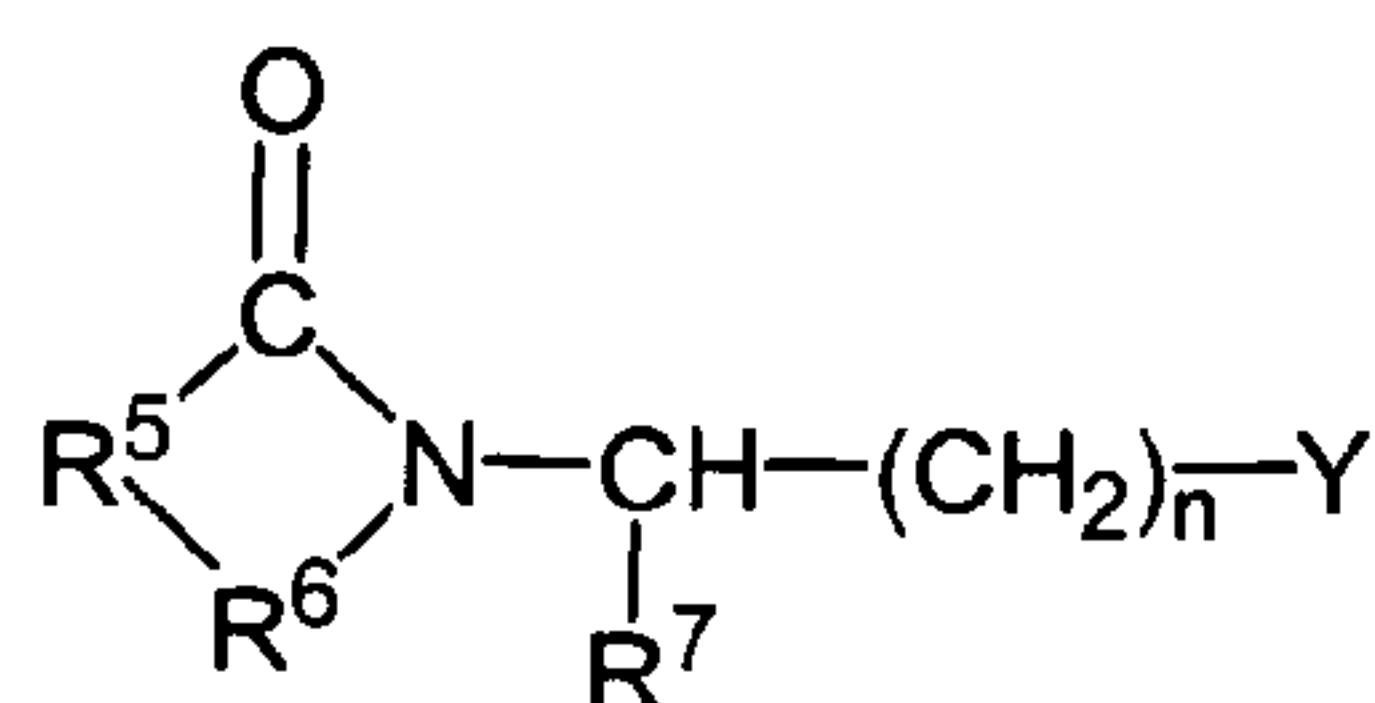
X is  $-NH_2$ ,  $-OH$ ,  $-NHR$ ,  $-R^9$ ,  $-OR^9$ , or alkyl of 1 to 5 carbon atoms;

$R^8$  is hydrogen or lower alkyl;

$R^9$  is alkyl or benzyl; and,

$n$  has a value of 0, 1, 2, or 3.

Other representative compounds are of formula:



wherein:

Y is  $-C \equiv N$  or  $CO(CH_2)_mCH_3$ ;

m is 0, 1, 2, or 3;



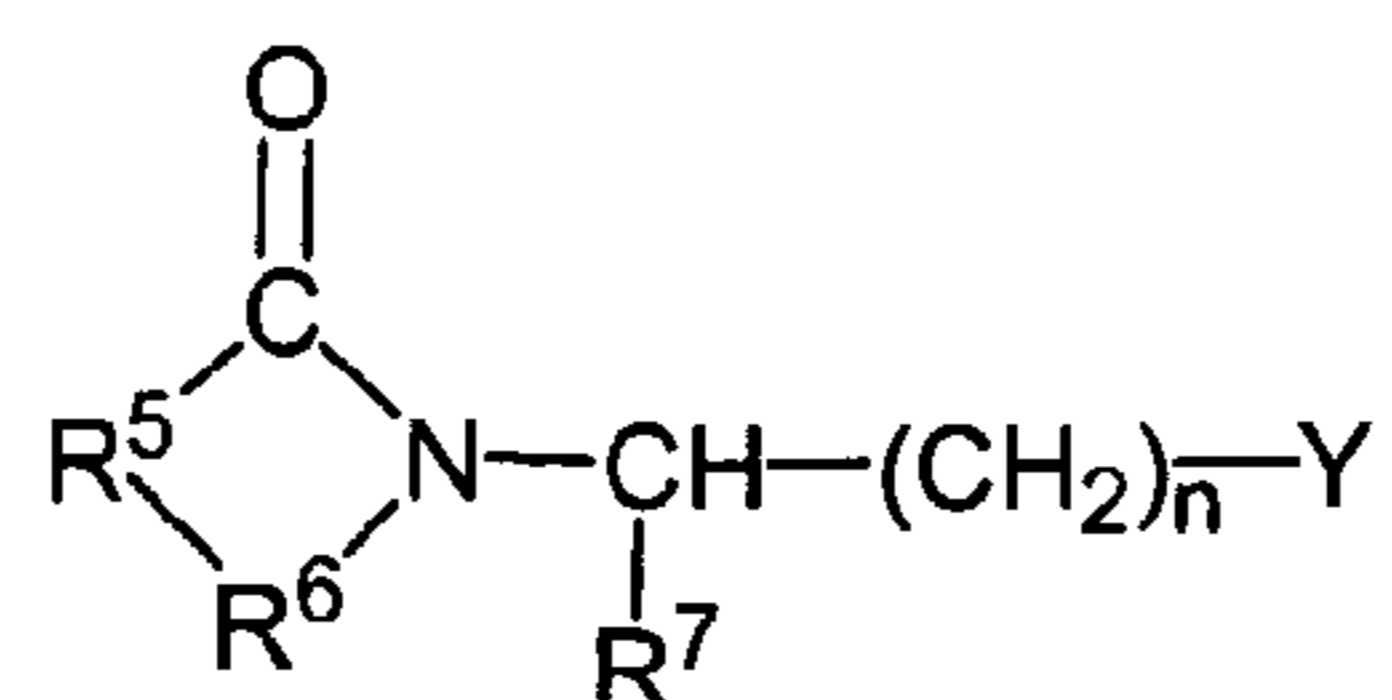
$R^5$  is (i) o-phenylene, unsubstituted or substituted with 1 to 3 substituents each selected independently from nitro, cyano, trifluoromethyl, carbethoxy, carbomethoxy, carbopropoxy, acetyl, carbamoyl, carbamoyl substituted with and alkyl of 1 to 3 carbon atoms, acetoxo, carboxy, hydroxy, amino, amino substituted with an alkyl of 1 to 3 carbon atoms, alkyl of 1 to 4 carbon atoms, alkoxy of 1 to 4 carbon atoms, or halo; (ii) the divalent residue of pyridine, pyrrolidine, imidazole, naphthalene, or thiophene, wherein the divalent bonds are on vicinal ring carbon atoms; (iii) a divalent cycloalkyl of 4-10 carbon atoms, unsubstituted or substituted with one or more substituents each selected independently of the other from the group consisting of nitro, cyano, trifluoromethyl, carbethoxy, carbomethoxy, carbopropoxy, acetyl, carbamoyl, acetoxo, carboxy, hydroxy, amino, substituted amino, alkyl of 1 to 10 carbon atoms, alkoxy of 1 to 10 carbon atoms, phenyl or halo; (iv) di-substituted vinylene, substituted with nitro, cyano, trifluoromethyl, carbethoxy, carbomethoxy, carbopropoxy, acetyl, carbamoyl, carbamoyl substituted with and alkyl of 1 to 3 carbon atoms, acetoxo, carboxy, hydroxy, amino, amino substituted with an alkyl of 1 to 3 carbon atoms, alkyl of 1 to 4 carbon atoms, alkoxy of 1 to 4 carbon atoms, or halo; or (v) ethylene, unsubstituted or substituted with 1 to 2 substituents each selected independently from nitro, cyano, trifluoromethyl, carbethoxy, carbomethoxy, carbopropoxy, acetyl, carbamoyl, carbamoyl substituted with and alkyl of 1 to 3 carbon atoms, acetoxo, carboxy, hydroxy, amino, amino substituted with an alkyl of 1 to 3 carbon atoms, alkyl of 1 to 4 carbon atoms, alkoxy of 1 to 4 carbon atoms, or halo;

$R^6$  is -CO-, -CH<sub>2</sub>-, -CH<sub>2</sub>CO-, or -SO<sub>2</sub>-;

$R^7$  is (i) straight or branched alkyl of 1 to 12 carbon atoms; (ii) cyclic or bicyclic alkyl of 1 to 12 carbon atoms; (iii) pyridyl; (iv) phenyl substituted with one or more substituents each selected independently of the other from nitro, cyano, trifluoromethyl, carbethoxy, carbomethoxy, carbopropoxy, acetyl, carbamoyl, acetoxo, carboxy, hydroxy, amino, straight, branched, cyclic, or bicyclic alkyl of 1 to 10 carbon atoms, straight, branched, cyclic, or bicyclic alkoxy of 1 to 10 carbon atoms, CH<sub>2</sub>R where R is a cyclic or bicyclic alkyl of 1 to 10 carbon atoms, or halo; (v) benzyl substituted with one to three substituents each selected independently from the group consisting of nitro, cyano, trifluoromethyl, carbethoxy, carbomethoxy, carbopropoxy, acetyl, carbamoyl, acetoxo, carboxy, hydroxy, amino, alkyl of 1 to 4 carbon atoms, alkoxy of 1 to 10 carbon atoms, or halo; (vi) naphthyl; or (vii) benzyloxy; and

n has a value of 0, 1, 2, or 3.

In another embodiment, specific selective cytokine inhibitory drugs are of formula:



wherein:

$R^5$  is (i) the divalent residue of pyridine, pyrrolidine, imidazole, naphthalene, or thiophene, wherein the divalent bonds are on vicinal ring carbon atoms; (ii) a divalent cycloalkyl of 4-10 carbon atoms, unsubstituted or substituted with one or more substituents each selected independently of the other from the group consisting of nitro, cyano, trifluoromethyl, carbethoxy, carbomethoxy, carbopropoxy, acetyl, carbamoyl, acetoxy, carboxy, hydroxy, amino, substituted amino, alkyl of 1 to 10 carbon atoms, alkoxy of 1 to 10 carbon atoms, phenyl or halo; (iii) di-substituted vinylenes, substituted with nitro, cyano, trifluoromethyl, carbethoxy, carbomethoxy, carbopropoxy, acetyl, carbamoyl, carbamoyl substituted with and alkyl of 1 to 3 carbon atoms, acetoxy, carboxy, hydroxy, amino, amino substituted with an alkyl of 1 to 3 carbon atoms, alkyl of 1 to 4 carbon atoms, alkoxy of 1 to 4 carbon atoms, or halo; or (iv) ethylene, unsubstituted or substituted with 1 to 2 substituents each selected independently from nitro, cyano, trifluoromethyl, carbethoxy, carbomethoxy, carbopropoxy, acetyl, carbamoyl, carbamoyl substituted with and alkyl of 1 to 3 carbon atoms, acetoxy, carboxy, hydroxy, amino, amino substituted with an alkyl of 1 to 3 carbon atoms, alkyl of 1 to 4 carbon atoms, alkoxy of 1 to 4 carbon atoms, or halo;

$R^6$  is  $-CO-$ ,  $-CH_2-$ ,  $-CH_2CO-$ , or  $-SO_2-$ ;

$R^7$  is (i) cyclic or bicyclic alkyl of 4 to 12 carbon atoms; (ii) pyridyl; (iii) phenyl substituted with one or more substituents each selected independently of the other from nitro, cyano, trifluoromethyl, carbethoxy, carbomethoxy, carbopropoxy, acetyl, carbamoyl, acetoxy, carboxy, hydroxy, amino, straight, branched, cyclic, or bicyclic alkyl of 1 to 10 carbon atoms, straight, branched, cyclic, or bicyclic alkoxy of 1 to 10 carbon atoms,  $CH_2R$  where R is a cyclic or bicyclic alkyl of 1 to 10 carbon atoms, or halo; (iv) benzyl substituted with one to three substituents each selected independently from the group consisting of nitro, cyano, trifluoromethyl, carbethoxy, carbomethoxy, carbopropoxy, acetyl, carbamoyl, acetoxy, carboxy, hydroxy, amino, alkyl of 1 to 4 carbon atoms, alkoxy of 1 to 10 carbon atoms, or halo; (v) naphthyl; or (vi) benzyloxy; and

Y is  $COX$ ,  $-C \equiv N$ ,  $OR^8$ , alkyl of 1 to 5 carbon atoms, or aryl;

X is  $-NH_2$ ,  $-OH$ ,  $-NHR$ ,  $-R^9$ ,  $-OR^9$ , or alkyl of 1 to 5 carbon atoms;

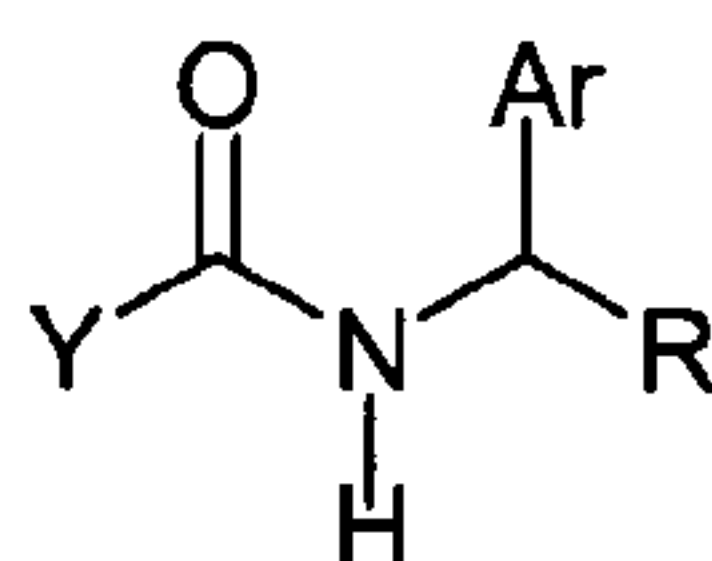
$R^8$  is hydrogen or lower alkyl;

$R^9$  is alkyl or benzyl; and



n has a value of 0, 1, 2, or 3.

Other specific selective cytokine inhibitory drugs include, but are not limited to, the aryl amides (for example, an embodiment being N-benzoyl-3-amino-3-(3',4'-dimethoxyphenyl)-propanamide) of U.S. patent nos. 5,801,195, 5,736,570, 6,046,221 and 6,284,780, each of which is incorporated herein by reference. Representative compounds are of formula:

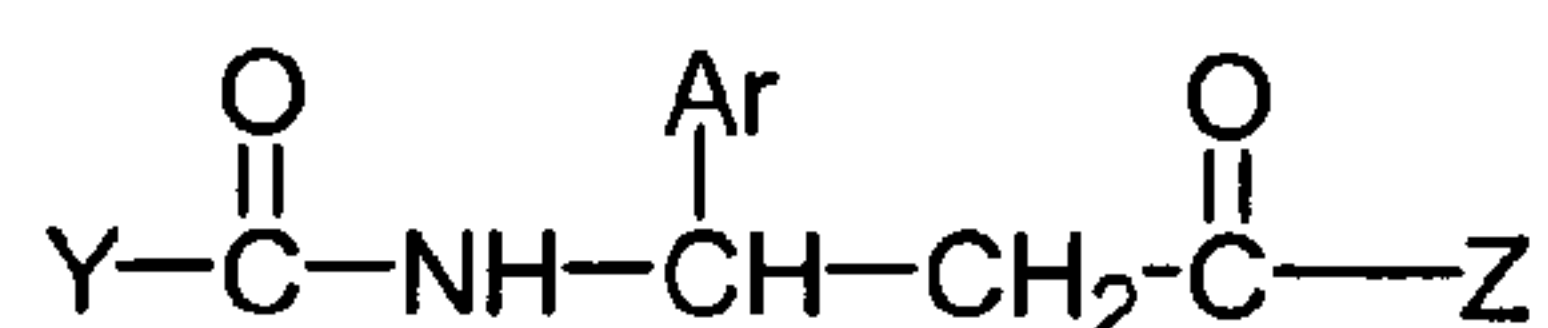


wherein:

Ar is (i) straight, branched, or cyclic, unsubstituted alkyl of 1 to 12 carbon atoms; (ii) straight, branched, or cyclic, substituted alkyl of 1 to 12 carbon atoms; (iii) phenyl; (iv) phenyl substituted with one or more substituents each selected independently of the other from the group consisting of nitro, cyano, trifluoromethyl, carbethoxy, carbomethoxy, carbopropoxy, acetyl, carbamoyl, acetoxy, carboxy, hydroxy, amino, substituted amino, alkyl of 1 to 10 carbon atoms, alkoxy of 1 to 10 carbon atoms, or halo; (v) heterocycle; or (vi) heterocycle substituted with one or more substituents each selected independently of the other from nitro, cyano, trifluoromethyl, carbethoxy, carbomethoxy, carbopropoxy, acetyl, carbamoyl, acetoxy, carboxy, hydroxy, amino, alkyl of 1 to 10 carbon atoms, alkoxy of 1 to 10 carbon atoms, or halo;

R is -H, alkyl of 1 to 10 carbon atoms, CH<sub>2</sub>OH, CH<sub>2</sub>CH<sub>2</sub>OH, or CH<sub>2</sub>COZ where Z is alkoxy of 1 to 10 carbon atoms, benzyloxy, or NHR<sup>1</sup> where R<sup>1</sup> is H or alkyl of 1 to 10 carbon atoms; and

Y is i) a phenyl or heterocyclic ring, unsubstituted or substituted one or more substituents each selected independently one from the other from nitro, cyano, trifluoromethyl, carbethoxy, carbomethoxy, carbopropoxy, acetyl, carbamoyl, acetoxy, carboxy, hydroxy, amino, alkyl of 1 to 10 carbon atoms, alkoxy of 1 to 10 carbon atoms, or halo or ii) naphthyl. Specific examples of the compounds are of formula:



wherein:

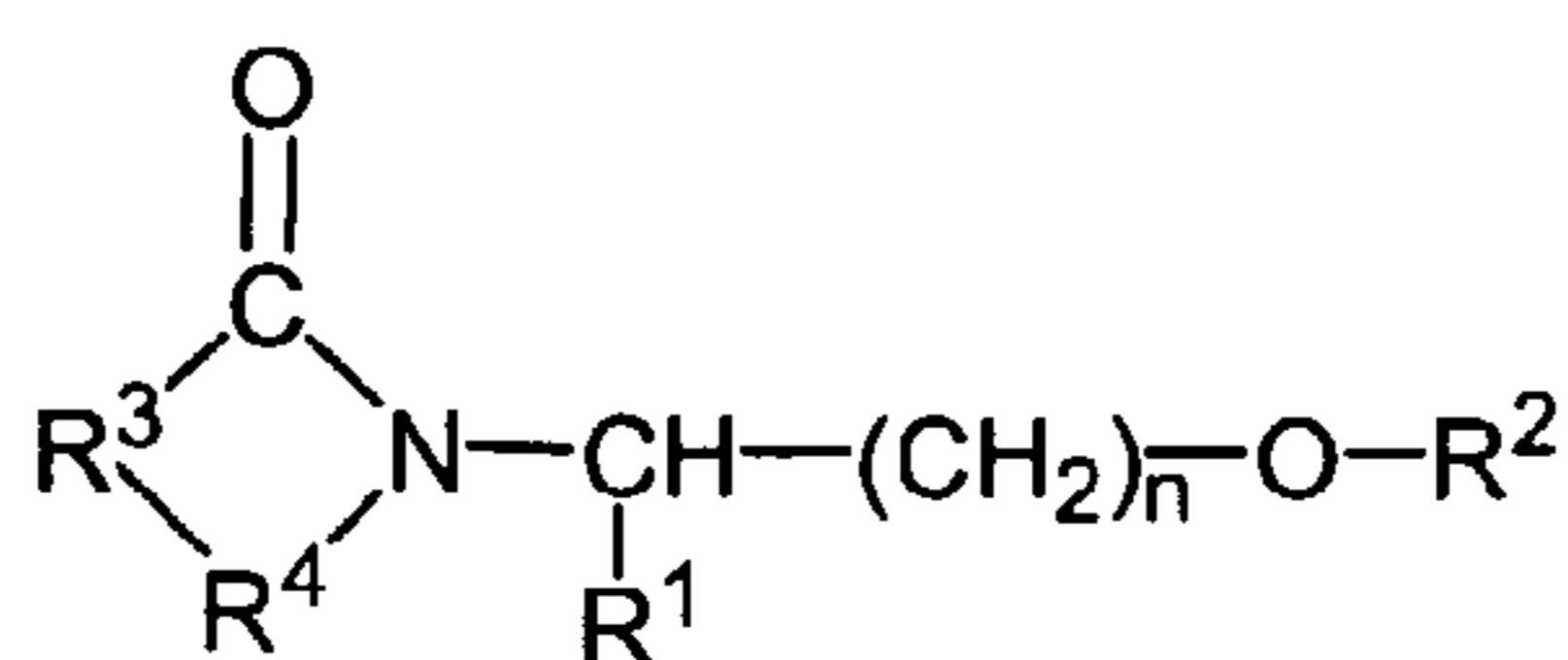
Ar is 3,4-disubstituted phenyl where each substituent is selected independently of the other from the group consisting of nitro, cyano, trifluoromethyl, carbethoxy,

carbomethoxy, carbopropoxy, acetyl, carbamoyl, acetoxy, carboxy, hydroxy, amino, alkyl of 1 to 10 carbon atoms, alkoxy of 1 to 10 carbon atoms, and halo;

Z is alkoxy of 1 to 10 carbon atoms, benzyloxy, amino, or alkylamino of 1 to 10 carbon atoms; and

Y is (i) a phenyl, unsubstituted or substituted with one or more substituents each selected, independently one from the other, from the group consisting of nitro, cyano, trifluoromethyl, carbethoxy, carbomethoxy, carbopropoxy, acetyl, carbamoyl, acetoxy, carboxy, hydroxy, amino, alkyl of 1 to 10 carbon atoms, alkoxy of 1 to 10 carbon atoms, and halo, or (ii) naphthyl.

Other specific selective cytokine inhibitory drugs include, but are not limited to, the imide/amide ethers and alcohols (for example, 3-phthalimido-3-(3',4'-dimethoxyphenyl) propan-1-ol) disclosed in U.S. patent no. 5,703,098, which is incorporated herein by reference. Representative compounds have the formula:



wherein:

R<sup>1</sup> is (i) straight, branched, or cyclic, unsubstituted alkyl of 1 to 12 carbon atoms; (ii) straight, branched, or cyclic, substituted alkyl of 1 to 12 carbon atoms; (iii) phenyl; or (iv) phenyl substituted with one or more substituents each selected independently of the other from the group consisting of nitro, cyano, trifluoromethyl, carbethoxy, carbomethoxy, carbopropoxy, acetyl, carbamoyl, acetoxy, carboxy, hydroxy, amino, acylamino, alkylamino, di(alkyl) amino, alkyl of 1 to 10 carbon atoms, cycloalkyl of 3 to 10 carbon atoms, bicycloalkyl of 5 to 12 carbon atoms, alkoxy of 1 to 10 carbon atoms, cycloalkoxy of 3 to 10 carbon atoms, bicycloalkoxy of 5 to 12 carbon atoms, and halo;

R<sup>2</sup> is hydrogen, alkyl of 1 to 8 carbon atoms, benzyl, pyridylmethyl, or alkoxymethyl;

R<sup>3</sup> is (i) ethylene, (ii) vinylene, (iii) a branched alkylene of 3 to 10 carbon atoms, (iv) a branched alkenylene of 3 to 10 carbon atoms, (v) cycloalkylene of 4 to 9 carbon atoms unsubstituted or substituted with one or more substituents each selected independently from the group consisting of nitro, cyano, trifluoromethyl, carbethoxy, carbomethoxy, carbopropoxy, acetyl, carbamoyl, acetoxy, carboxy, hydroxy, amino, amino substituted with alkyl of 1 to 6 carbon atoms, amino substituted with acyl of 1 to 6 carbon atoms, alkyl of 1 to 10 carbon atoms, alkoxy of 1 to 12 carbon atoms, and halo, (vi) cycloalkenylene of 4 to 9



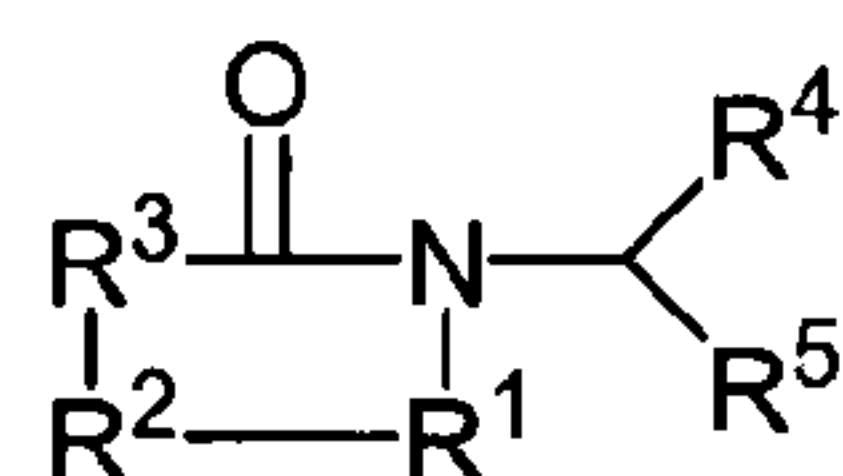
carbon atoms unsubstituted or substituted with one or more substituents each selected independently from the group consisting of nitro, cyano, trifluoromethyl, carbethoxy, carbomethoxy, carbopropoxy, acetyl, carbamoyl, acetoxy, carboxy, hydroxy, amino, amino substituted with alkyl of 1 to 6 carbon atoms, amino substituted with acyl of 1 to 6 carbon atoms, alkyl of 1 to 10 carbon atoms, alkoxy of 1 to 12 carbon atoms, and halo, (vii) o-phenylene unsubstituted or substituted with one or more substituents each selected independently from the group consisting of nitro, cyano, trifluoromethyl, carbethoxy, carbomethoxy, carbopropoxy, acetyl, carbamoyl, acetoxy, carboxy, hydroxy, amino, amino substituted with alkyl of 1 to 6 carbon atoms, amino substituted with acyl of 1 to 6 carbon atoms, alkyl of 1 to 10 carbon atoms, alkoxy of 1 to 12 carbon atoms, and halo, (viii) naphthyl, or (ix) pyridyl;

$R^4$  is -CX-, -CH<sub>2</sub>- or -CH<sub>2</sub>CX-;

X is O or S; and

n is 0, 1, 2, or 3.

Other specific selective cytokine inhibitory drugs include, but are not limited to, the succinimides and maleimides (for example methyl 3-(3',4',5'6'-tetrahydrophthalimido)-3-(3'',4''-dimethoxyphenyl)propionate) disclosed in U.S. patent no. 5,658,940, which is incorporated herein by reference. Representative compounds are of formula:



wherein:

$R^1$  is -CH<sub>2</sub>-, -CH<sub>2</sub>CO-, or -CO-;

$R^2$  and  $R^3$  taken together are (i) ethylene unsubstituted or substituted with alkyl of 1-10 carbon atoms or phenyl, (ii) vinylene substituted with two substituents each selected, independently of the other, from the group consisting of alkyl of 1-10 carbon atoms and phenyl, or (iii) a divalent cycloalkyl of 5-10 carbon atoms, unsubstituted or substituted with one or more substituents each selected independently of the other from the group consisting of nitro, cyano, trifluoromethyl, carbethoxy, carbomethoxy, carbopropoxy, acetyl, carbamoyl unsubstituted or substituted with alkyl of 1-3 carbon atoms, acetoxy, carboxy, hydroxy, amino, substituted amino, alkyl of 1 to 10 carbon atoms, alkoxy of 1 to 10 carbon atoms, norbornyl, phenyl or halo;

$R^4$  is (i) straight or branched unsubstituted alkyl of 4 to 8 carbon atoms, (ii) cycloalkyl or bicycloalkyl of 5-10 carbon atoms, unsubstituted or substituted with one or

more substituents each selected independently of the other from the group consisting of nitro, cyano, trifluoromethyl, carbethoxy, carbomethoxy, carbopropoxy, acetyl, carbamoyl, acetoxy, carboxy, hydroxy, amino, substituted amino, branched, straight or cyclic alkyl of 1 to 10 carbon atoms, alkoxy of 1 to 10 carbon atoms, phenyl or halo, (iii) phenyl substituted with one or more substituents each selected independently of the other from the group consisting of nitro, cyano, trifluoromethyl, carbethoxy, carbomethoxy, carbopropoxy, acetyl, carbamoyl, acetoxy, carboxy, hydroxy, amino, substituted amino, alkyl of 1 to 10 carbon atoms, alkoxy of 1 to 10 carbon atoms, cycloalkyl or bicycloalkyl of 3 to 10 carbon atoms, cycloalkoxy or bicycloalkoxy of 3 to 10 carbon atoms, phenyl or halo, (iv) pyridine or pyrrolidine, unsubstituted or substituted with one or more substituents each selected independently of the other from the group consisting of nitro, cyano, trifluoromethyl, carbethoxy, carbomethoxy, carbopropoxy, acetyl, carbamoyl, acetoxy, carboxy, hydroxy, amino, substituted amino, alkyl of 1 to 10 carbon atoms, alkoxy of 1 to 10 carbon atoms, phenyl or halo; and,

$R^5$  is -COX, -CN, -CH<sub>2</sub>COX, alkyl of 1 to 5 carbon atoms, aryl, -CH<sub>2</sub>OR, -CH<sub>2</sub> aryl, or -CH<sub>2</sub>OH,

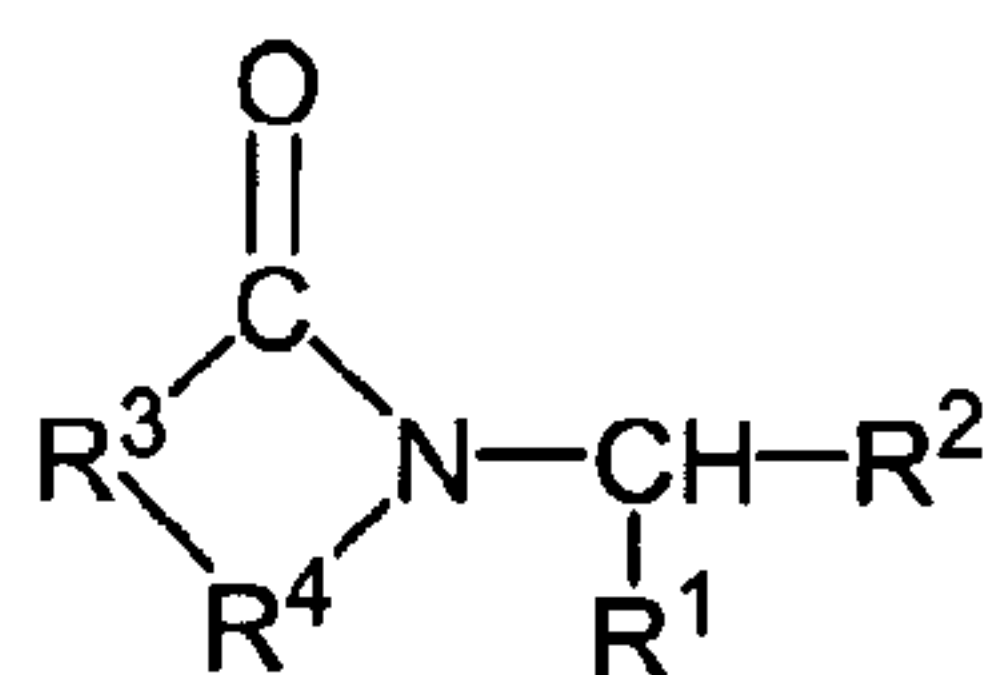
where X is NH<sub>2</sub>, OH, NHR, or OR<sup>6</sup>,

where R is lower alkyl; and

where R<sup>6</sup> is alkyl or benzyl.

Other specific selective cytokine inhibitory drugs include, but are not limited to, substituted imides (for example, 2-phthalimido-3-(3',4'-dimethoxyphenyl) propane) disclosed in U.S. patent no. 6,429,221, which is incorporated herein by reference.

Representative compounds have the formula:



wherein:

$R^1$  is (i) straight, branched, or cyclic alkyl of 1 to 12 carbon atoms, (ii) phenyl or phenyl substituted with one or more substituents each selected independently of the other from nitro, cyano, trifluoromethyl, carbethoxy, carbomethoxy, carbopropoxy, acetyl, carbamoyl, acetoxy, carboxy, hydroxy, amino, straight or branched alkyl of 1 to 10 carbon atoms, alkoxy of 1 to 10 carbon atoms, or halo, (iii) benzyl or benzyl substituted with one or more substituents each selected independently of the other from nitro, cyano, trifluoromethyl, carbethoxy, carbomethoxy, carbopropoxy, acetyl, carbamoyl, acetoxy,



carboxy, hydroxy, amino, alkyl of 1 to 10 carbon atoms, alkoxy of 1 to 10 carbon atoms, or halo, or (iv) -Y-Ph where Y is a straight, branched, or cyclic alkyl of 1 to 12 carbon atoms and Ph is phenyl or phenyl substituted with one or more substituents each selected independently of the other from nitro, cyano, trifluoromethyl, carbethoxy, carbomethoxy, carbopropoxy, acetyl, carbamoyl, acetoxy, carboxy, hydroxy, amino, alkyl of 1 to 10 carbon atoms, alkoxy of 1 to 10 carbon atoms, or halo;

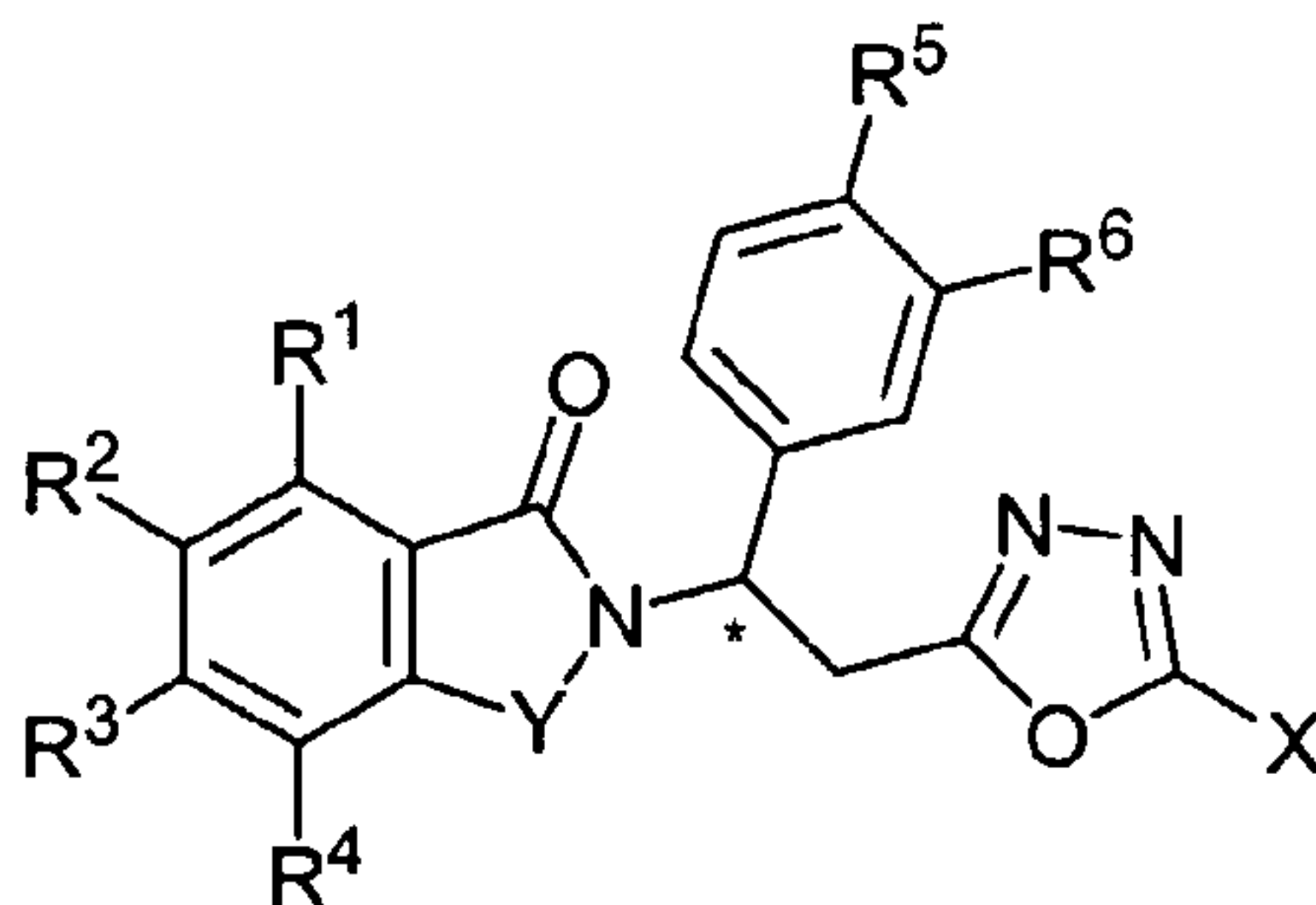
$R^2$  is -H, a branched or unbranched alkyl of 1 to 10 carbon atoms, phenyl, pyridyl, heterocycle,  $-CH_2$ -aryl, or  $-CH_2$ -heterocycle;

$R^3$  is i) ethylene, ii) vinylene, iii) a branched alkylene of 3 to 10 carbon atoms, iv) a branched alkenylene of 3 to 10 carbon atoms, v) cycloalkylene of 4 to 9 carbon atoms unsubstituted or substituted with 1 to 2 substituents each selected independently from nitro, cyano, trifluoromethyl, carbethoxy, carbomethoxy, carbopropoxy, acetyl, carbamoyl, acetoxy, carboxy, hydroxy, amino, substituted amino, alkyl of 1 to 4 carbon atoms, alkoxy of 1 to 4 carbon atoms, or halo, vi) cycloalkenylene of 4 to 9 carbon atoms unsubstituted or substituted with 1 to 2 substituents each selected independently from nitro, cyano, trifluoromethyl, carbethoxy, carbomethoxy, carbopropoxy, acetyl, carbamoyl, acetoxy, carboxy, hydroxy, amino, substituted amino, alkyl of 1 to 4 carbon atoms, alkoxy of 1 to 4 carbon atoms, or halo, or vii) o-phenylene unsubstituted or substituted with 1 to 2 substituents each selected independently from nitro, cyano, trifluoromethyl, carbethoxy, carbomethoxy, carbopropoxy, acetyl, carbamoyl, acetoxy, carboxy, hydroxy, amino, substituted amino, alkyl of 1 to 4 carbon atoms, alkoxy 1 to 4 carbon atoms, or halo; and,

$R^4$  is -CX, or  $-CH_2-$ ;

X is O or S.

Other specific selective cytokine inhibitory drugs include, but are not limited to, substituted 1,3,4-oxadiazoles (for example, 2-[1-(3-cyclopentyloxy-4-methoxyphenyl)-2-(1,3,4-oxadiazole-2-yl)ethyl]-5-methylisoindoline-1,3-dione) disclosed in U.S. patent no. 6,326,388, which is incorporated herein by reference. Representative compounds are of formula:



wherein:

the carbon atom designated\* constitutes a center of chirality;

Y is C=O, CH<sub>2</sub>, SO<sub>2</sub> or CH<sub>2</sub>C=O;

X is hydrogen, or alkyl of 1 to 4 carbon atoms;

each of R<sup>1</sup>, R<sup>2</sup>, R<sup>3</sup>, and R<sup>4</sup>, independently of the others, is hydrogen, halo, trifluoromethyl, acetyl, alkyl of 1 to 8 carbon atoms, alkoxy of 1 to 4 carbon atoms, nitro, cyano, hydroxy, -CH<sub>2</sub>NR<sup>8</sup>R<sup>9</sup>, -(CH<sub>2</sub>)<sub>2</sub>NR<sup>8</sup>R<sup>9</sup>, or -NR<sup>8</sup>R<sup>9</sup> or

any two of R<sup>1</sup>, R<sup>2</sup>, R<sup>3</sup>, and R<sup>4</sup> on adjacent carbon atoms, together with the depicted benzene ring are naphthylidene, quinoline, quinoxaline, benzimidazole, benzodioxole or 2-hydroxybenzimidazole;

each of R<sup>5</sup> and R<sup>6</sup>, independently of the other, is hydrogen, alkyl of 1 to 4 carbon atoms, alkoxy of 1 to 6 carbon atoms, cyano, benzocycloalkoxy, cycloalkoxy of up to 18 carbon atoms, bicycloalkoxy of up to 18 carbon atoms, tricycloalkoxy of up to 18 carbon atoms, or cycloalkylalkoxy of up to 18 carbon atoms;

each of R<sup>8</sup> and R<sup>9</sup>, taken independently of the other is hydrogen, straight or branched alkyl of 1 to 8 carbon atoms, phenyl, benzyl, pyridyl, pyridylmethyl, or one of R<sup>8</sup> and R<sup>9</sup> is hydrogen and the other is -COR<sup>10</sup>, or -SO<sub>2</sub>R<sup>10</sup>, or R<sup>8</sup> and R<sup>9</sup> taken together are tetramethylene, pentamethylene, hexamethylene, -CH=NCH=CH-, or -CH<sub>2</sub>CH<sub>2</sub>X<sup>1</sup>CH<sub>2</sub>CH<sub>2</sub>- in which X<sup>1</sup> is -O-, -S-, or -NH-

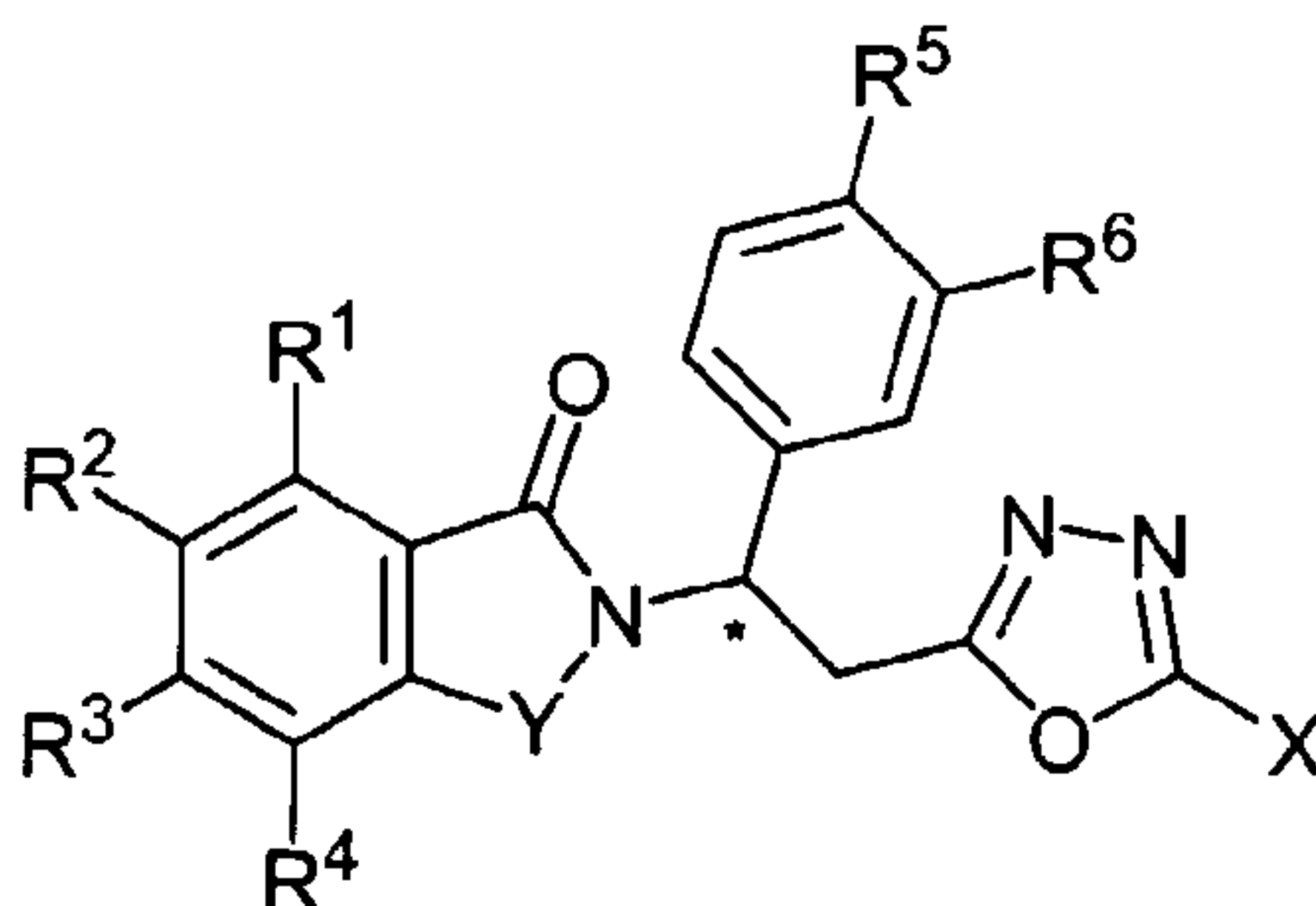
R<sup>10</sup> is hydrogen, alkyl of 1 to 8 carbon atoms, cycloalkyl, cycloalkylmethyl of up to 6 carbon atoms, phenyl, pyridyl, benzyl, imidazolylmethyl, pyridylmethyl, NR<sup>11</sup>R<sup>12</sup>, CH<sub>2</sub>R<sup>14</sup>R<sup>15</sup>, or NR<sup>11</sup>R<sup>12</sup>

wherein R<sup>14</sup> and R<sup>15</sup>, independently of each other, are hydrogen, methyl, ethyl, or propyl, and

wherein R<sup>11</sup> and R<sup>12</sup>, independently of each other, are hydrogen, alkyl of 1 to 8 carbon atoms, phenyl, or benzyl; and

the acid addition salts of said compounds which contain a nitrogen atom susceptible of protonation.

Specific examples of the compounds are of formula:





wherein:

the carbon atom designated\* constitutes a center of chirality;

Y is C=O, CH<sub>2</sub>, SO<sub>2</sub> or CH<sub>2</sub>C=O;

X is hydrogen, or alkyl of 1 to 4 carbon atoms;

(i) each of R<sup>1</sup>, R<sup>2</sup>, R<sup>3</sup>, and R<sup>4</sup>, independently of the others, is hydrogen, halo, trifluoromethyl, acetyl, alkyl of 1 to 8 carbon atoms, alkoxy of 1 to 4 carbon atoms, nitro, cyano, hydroxy, -CH<sub>2</sub>NR<sup>8</sup>R<sup>9</sup>, -(CH<sub>2</sub>)<sub>2</sub>NR<sup>8</sup>R<sup>9</sup>, or -NR<sup>8</sup>R<sup>9</sup> or

(ii) any two of R<sup>1</sup>, R<sup>2</sup>, R<sup>3</sup>, and R<sup>4</sup> on adjacent carbon atoms, together with the depicted benzene ring to which they are bound are naphthylidene, quinoline, quinoxaline, benzimidazole, benzodioxole or 2-hydroxybenzimidazole;

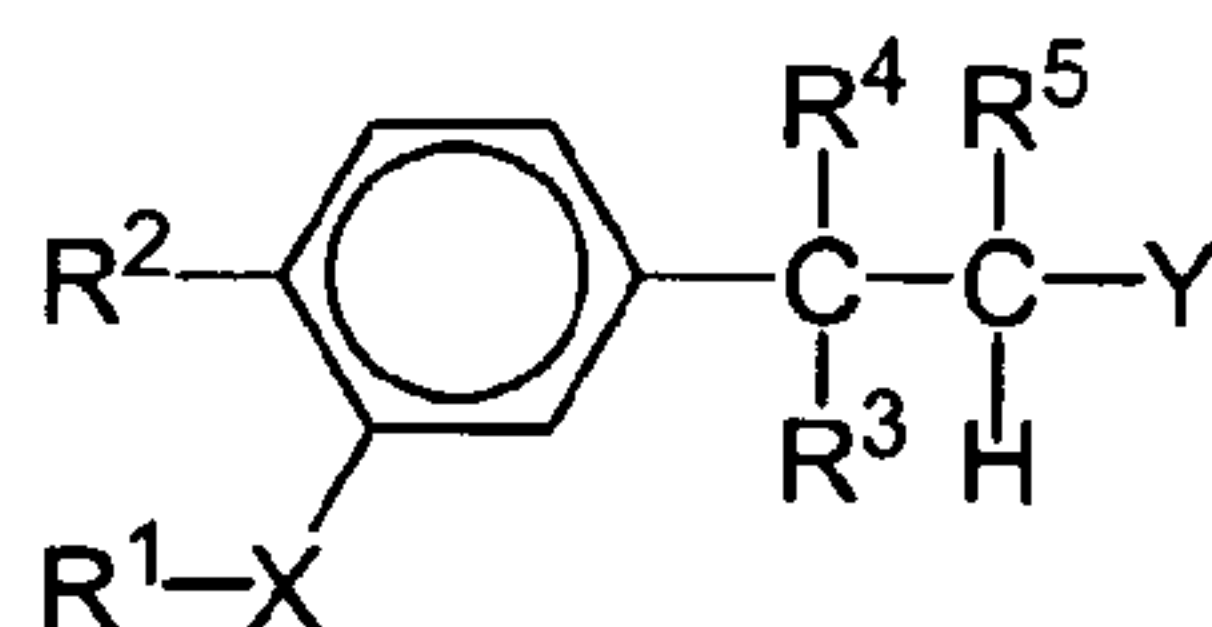
each of R<sup>5</sup> and R<sup>6</sup>, independently of the other, is hydrogen, alkyl of 1 to 4 carbon atoms, alkoxy of 1 to 6 carbon atoms, cyano, benzocycloalkoxy, cycloalkoxy of up to 18 carbon atoms, bicycloalkoxy of up to 18 carbon atoms, tricycloalkoxy of up to 18 carbon atoms, or cycloalkylalkoxy of up to 18 carbon atoms;

(i) each of R<sup>8</sup> and R<sup>9</sup>, independently of the other, is hydrogen, alkyl of 1 to 8 carbon atoms, phenyl, benzyl, pyridyl, pyridylmethyl, or

(ii) one of R<sup>8</sup> and R<sup>9</sup> is hydrogen and the other is -COR<sup>10</sup>, or -SO<sub>2</sub>R<sup>10</sup>, in which R<sup>10</sup> is hydrogen, alkyl of 1 to 8 carbon atoms, cycloalkyl, cycloalkylmethyl of up to 6 carbon atoms, phenyl, pyridyl, benzyl, imidazolylmethyl, pyridylmethyl, NR<sup>11</sup>R<sup>12</sup>, or CH<sub>2</sub>NR<sup>14</sup>R<sup>15</sup>, wherein R<sup>11</sup> and R<sup>12</sup>, independently of each other, are hydrogen, alkyl of 1 to 8 carbon atoms, phenyl, or benzyl and R<sup>14</sup> and R<sup>15</sup>, independently of each other, are hydrogen, methyl, ethyl, or propyl; or

(iii) R<sup>8</sup> and R<sup>9</sup> taken together are tetramethylene, pentamethylene, hexamethylene, -CH=NCH=CH-, or -CH<sub>2</sub>CH<sub>2</sub>X<sup>1</sup>CH<sub>2</sub>CH<sub>2</sub>- in which X<sup>1</sup> is -O-, -S-, or -NH-.

Other specific selective cytokine inhibitory drugs include, but are not limited to, cyano and carboxy derivatives of substituted styrenes (for example, 3,3-bis-(3,4-dimethoxyphenyl) acrylonitrile) disclosed in U.S. patent nos. 5,929,117, 6,130,226, 6,262,101 and 6,479,554, each of which is incorporated herein by reference. Representative compounds are of formula:



wherein:

(a) X is -O- or  $-(C_nH_{2n})-$  in which n has a value of 0, 1, 2, or 3, and  $R^1$  is alkyl of one to 10 carbon atoms, monocycloalkyl of up to 10 carbon atoms, polycycloalkyl of up to 10 carbon atoms, or benzocyclic alkyl of up to 10 carbon atoms, or

(b) X is -CH= and  $R^1$  is alkylidene of up to 10 carbon atoms, monocycloalkylidene of up to 10 carbon atoms, or bicycloalkylidene of up to 10 carbon atoms;

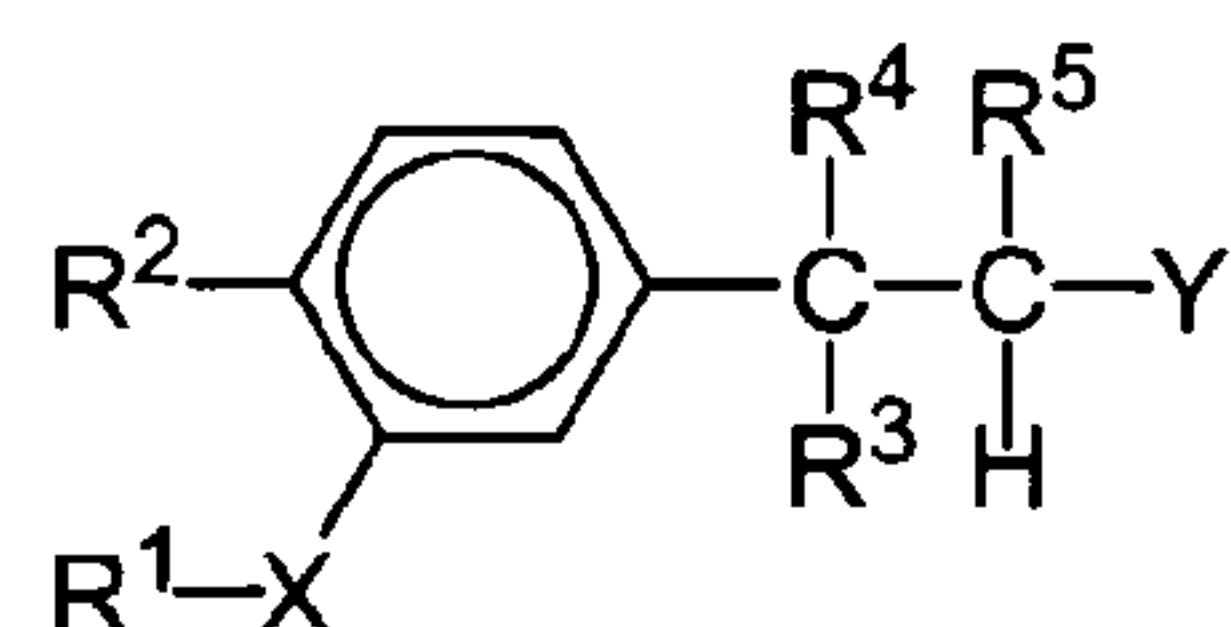
$R^2$  is hydrogen, nitro, cyano, trifluoromethyl, carbethoxy, carbomethoxy, carbopropoxy, acetyl, carbamoyl, acetoxy, carboxy, hydroxy, amino, lower alkyl, lower alkylidenemethyl, lower alkoxy, or halo;

$R^3$  is (i) phenyl, unsubstituted or substituted with 1 or more substituents each selected independently from nitro, cyano, halo, trifluoromethyl, carbethoxy, carbomethoxy, carbopropoxy, acetyl, carbamoyl, carbamoyl substituted with alkyl of 1 to 3 carbon atoms, acetoxy, carboxy, hydroxy, amino, amino substituted with an alkyl of 1 to 5 carbon atoms, alkyl of up to 10 carbon atoms, cycloalkyl of up to 10 carbon atoms, alkoxy of up to 10 carbon atoms, cycloalkoxy of up to 10 carbon atoms, alkylidenemethyl of up to 10 carbon atoms, cycloalkylidenemethyl of up to 10 carbon atoms, phenyl, or methylenedioxy; (ii) pyridine, substituted pyridine, pyrrolidine, imidazole, naphthalene, or thiophene; (iii) cycloalkyl of 4-10 carbon atoms, unsubstituted or substituted with 1 or more substituents each selected independently from the group consisting of nitro, cyano, halo, trifluoromethyl, carbethoxy, carbomethoxy, carbopropoxy, acetyl, carbamoyl, acetoxy, carboxy, hydroxy, amino, substituted amino, alkyl of 1 to 10 carbon atoms, alkoxy of 1 to 10 carbon atoms, phenyl;

each of  $R^4$  and  $R^5$  taken individually is hydrogen or  $R^4$  and  $R^5$  taken together are a carbon-carbon bond;

Y is -COZ,  $-C\equiv N$ , or lower alkyl of 1 to 5 carbon atoms;

Z is -OH,  $-NR^6R^6$ ,  $-R^7$ , or  $-OR^7$ ;  $R^6$  is hydrogen or lower alkyl; and  $R^7$  alkyl or benzyl. Specific examples of the compounds are of formula:



wherein:

(a) X is -O- or  $-(C_nH_{2n})-$  in which n has a value of 0, 1, 2, or 3, and  $R^1$  is alkyl of one to 10 carbon atoms, monocycloalkyl of up to 10 carbon atoms, polycycloalkyl of up to 10 carbon atoms, or benzocyclic alkyl of up to 10 carbon atoms, or



(b) X is -CH= and R<sup>1</sup> is alkylidene of up to 10 carbon atoms, monocycloalkylidene of up to 10 carbon atoms, or bicycloalkylidene of up to 10 carbon atoms;

R<sup>2</sup> is hydrogen, nitro, cyano, trifluoromethyl, carbethoxy, carbomethoxy, carbopropoxy, acetyl, carbamoyl, acetoxy, carboxy, hydroxy, amino, lower alkyl, lower alkylidenemethyl, lower alkoxy, or halo;

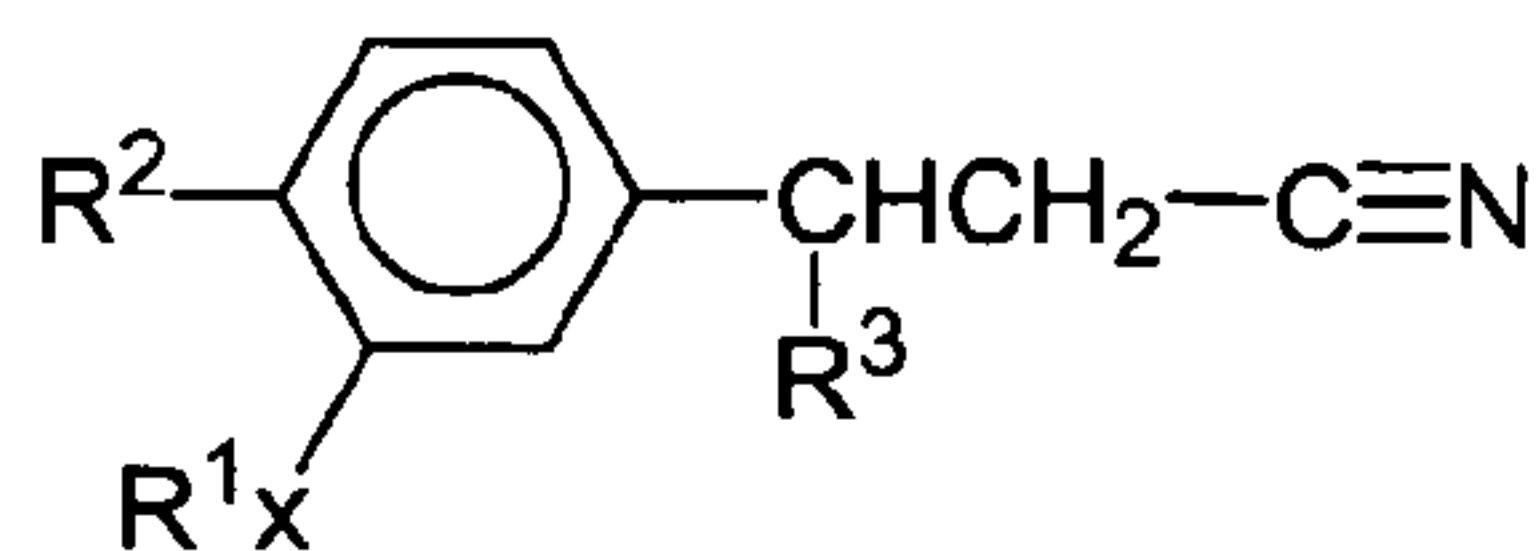
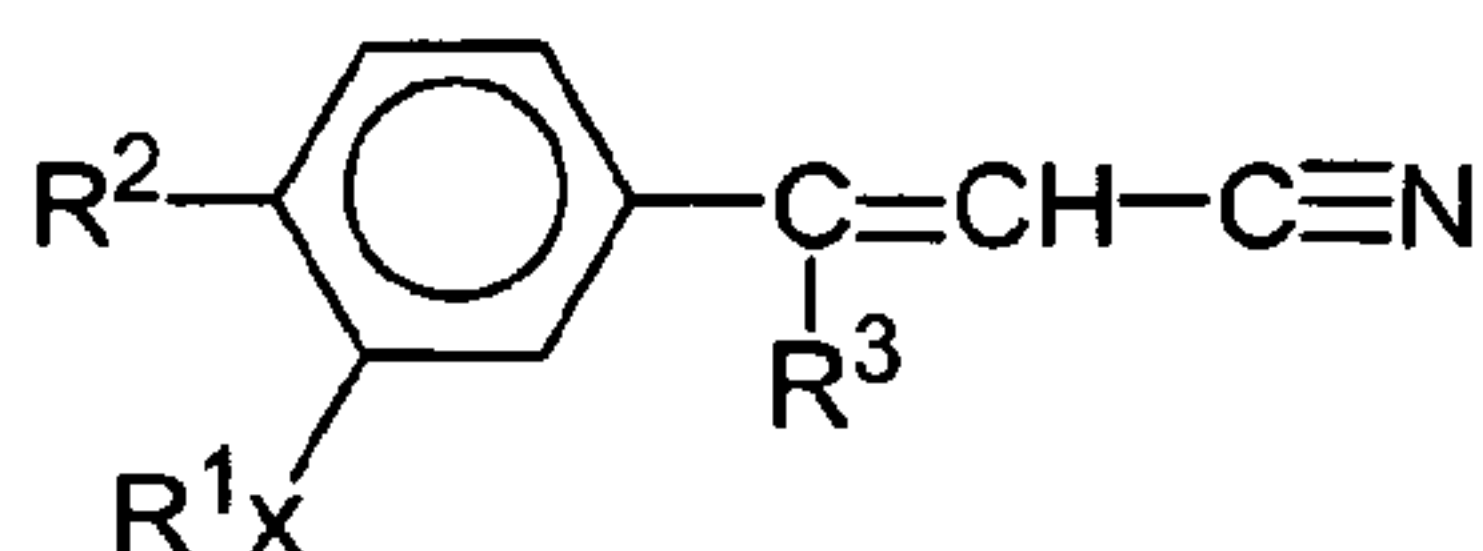
R<sup>3</sup> is pyrrolidine, imidazole or thiophene unsubstituted or substituted with 1 or more substituents each selected independently from the group consisting of nitro, cyano, halo, trifluoromethyl, carbethoxy, carbomethoxy, carbopropoxy, acetyl, carbamoyl, acetoxy, carboxy, hydroxy, amino, substituted amino, alkyl of 1 to 10 carbon atoms, alkoxy of 1 to 10 carbon atoms, or phenyl;

each of R<sup>4</sup> and R<sup>5</sup> taken individually is hydrogen or R<sup>4</sup> and R<sup>5</sup> taken together are a carbon-carbon bond;

Y is -COZ, -C≡N, or lower alkyl of 1 to 5 carbon atoms;

Z is -OH, -NR<sup>6</sup>R<sup>6</sup>, -R<sup>7</sup>, or -OR<sup>7</sup>; R<sup>6</sup> is hydrogen or lower alkyl; and R<sup>7</sup> alkyl or benzyl.

Particularly preferred nitriles are compounds of the formula:



wherein:

(a) X is -O- or -(C<sub>n</sub>H<sub>2n</sub>)- in which n has a value of 0, 1, 2, or 3, and R<sup>1</sup> is alkyl of up to 10 carbon atoms, monocycloalkyl of up to 10 carbon atoms, polycycloalkyl of up to 10 carbon atoms, or benzocyclic alkyl of up to 10 carbon atoms, or

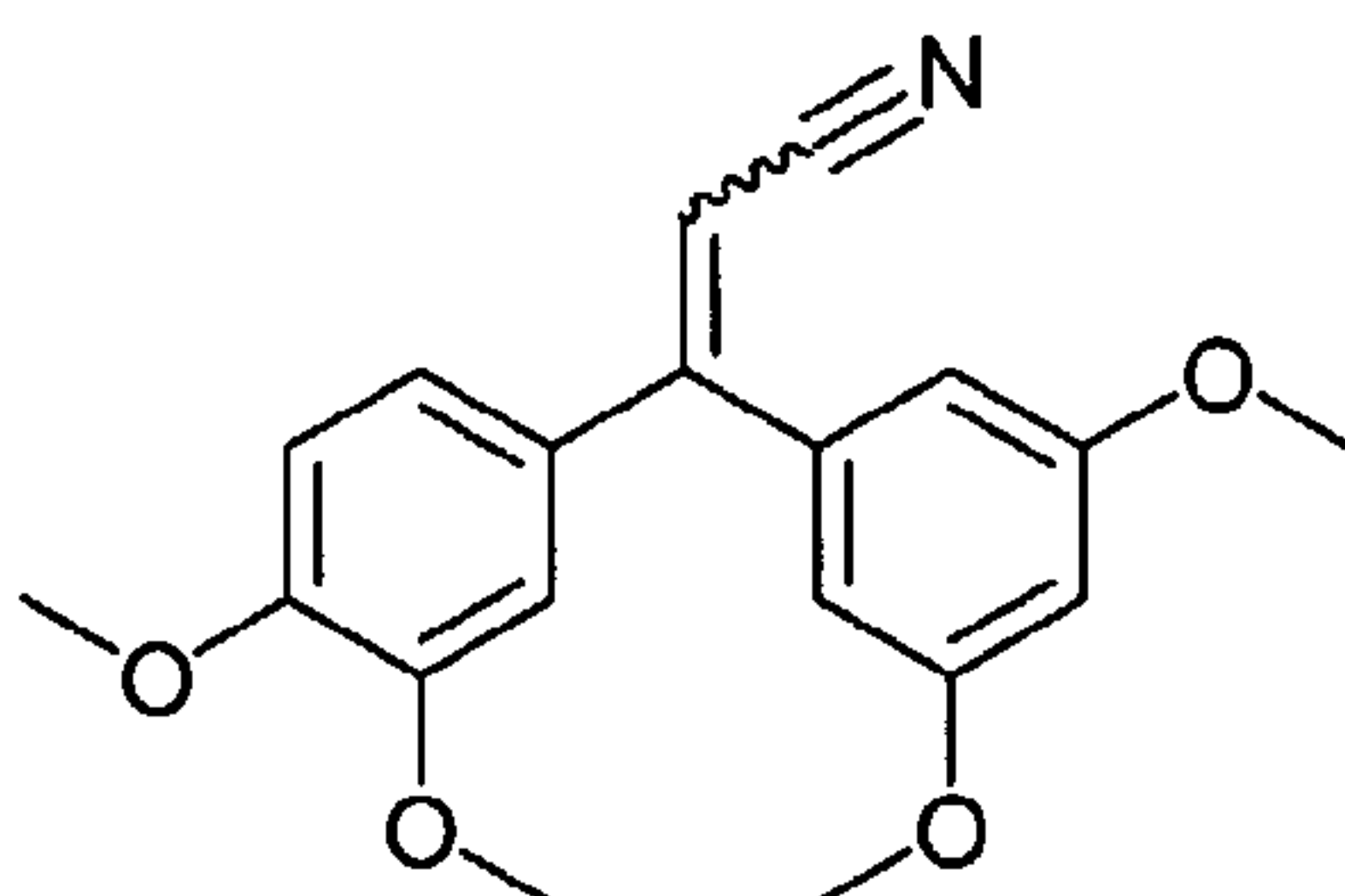
(b) X is -CH=, and R<sup>1</sup> is alkylidene of up to 10 carbon atoms or monocycloalkylidene of up to 10 carbon atoms;

R<sup>2</sup> is hydrogen, nitro, cyano, trifluoromethyl, carbethoxy, carbomethoxy, carbopropoxy, acetyl, carbamoyl, acetoxy, carboxy, hydroxy, amino, lower alkyl, lower alkoxy, or halo; and

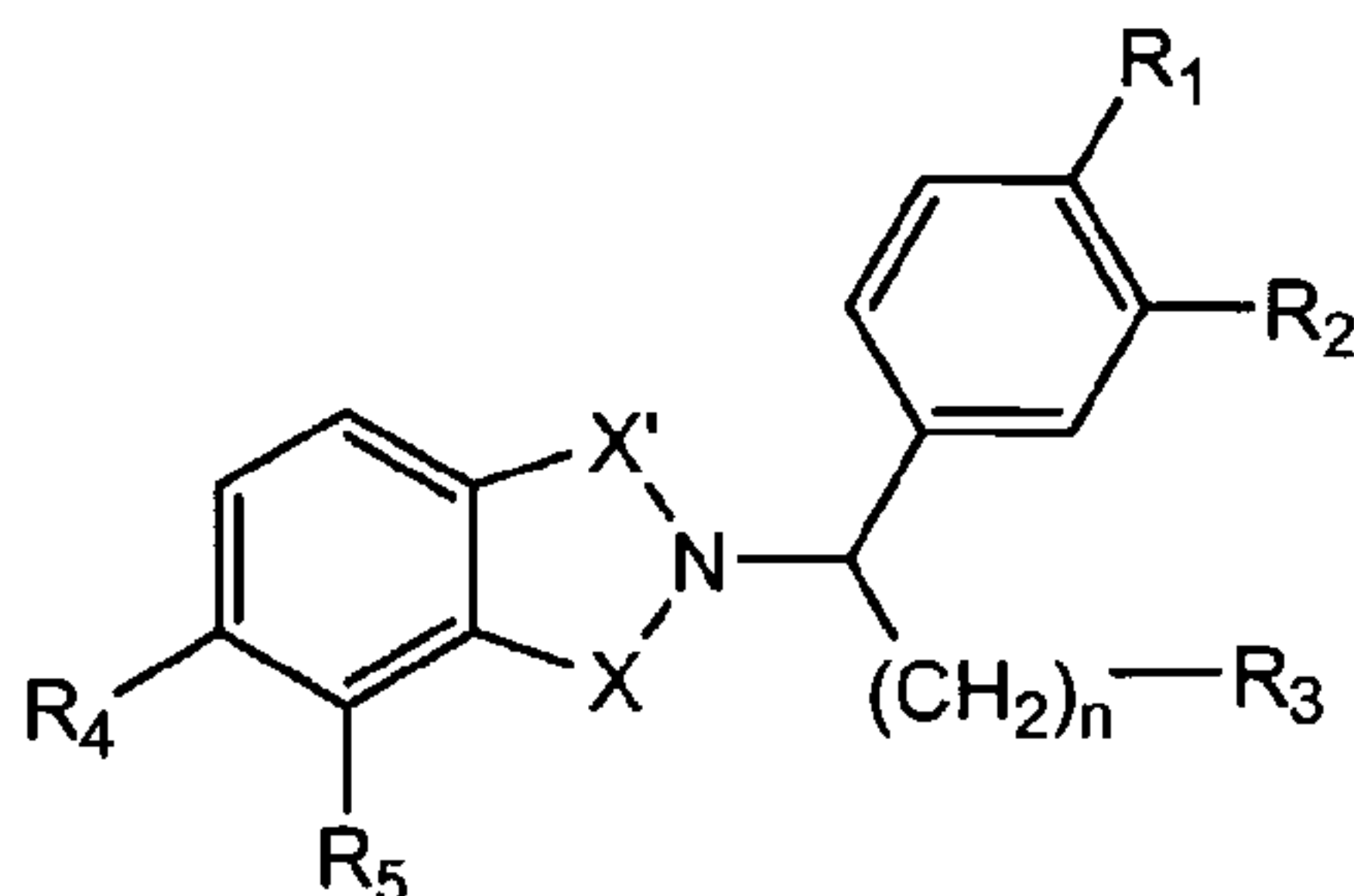
R<sup>3</sup> is (i) phenyl or naphthyl, unsubstituted or substituted with 1 or more substituents each selected independently from nitro, cyano, halo, trifluoromethyl, carbethoxy,

carbomethoxy, carbopropoxy, acetyl, carbamoyl, or carbamoyl substituted with alkyl of 1 to 3 carbon atoms, acetoxy, carboxy, hydroxy, amino, amino substituted with an alkyl of 1 to 5 carbon atoms, alkoxy or cycloalkoxy of 1 to 10 carbon atoms; or (ii) cycloalkyl of 4 to 10 carbon atoms, unsubstituted or substituted with one or more substituents each selected independently from the group consisting of nitro, cyano, halo, trifluoromethyl, carbethoxy, carbomethoxy, carbopropoxy, acetyl, carbamoyl, acetoxy, carboxy, hydroxy, amino, substituted amino, alkyl of 1 to 10 carbon atoms, alkoxy of 1 to 10 carbon atoms, or phenyl.

Particularly preferred nitrile is of formula:



Other specific selective cytokine inhibitory drugs include, but are not limited to, isoindoline-1-one and isoindoline-1,3-dione substituted in the 2-position with an  $\alpha$ -(3,4-disubstituted phenyl)alkyl group and in the 4- and/or 5-position with a nitrogen-containing group disclosed in WO 01/34606 and U.S. patent no. 6,667,316, which are incorporated herein by reference. Representative compounds are of formula:



and include pharmaceutically acceptable salts and stereoisomers thereof,

wherein:

one of X and X' is =C=O or =SO<sub>2</sub>, and the other of X and X' is =C=O, =CH<sub>2</sub>, =SO<sub>2</sub> or =CH<sub>2</sub>C=O;

n is 1, 2 or 3;

R<sub>1</sub> and R<sub>2</sub> are each independently (C<sub>1</sub>-C<sub>4</sub>)alkyl, (C<sub>1</sub>-C<sub>4</sub>)alkoxy, cyano, (C<sub>3</sub>-C<sub>18</sub>)cycloalkyl, (C<sub>3</sub>-C<sub>18</sub>)cycloalkoxy or (C<sub>3</sub>-C<sub>18</sub>)cycloalkyl-methoxy;

R<sub>3</sub> is SO<sub>2</sub>-Y, COZ, CN or (C<sub>1</sub>-C<sub>6</sub>)hydroxyalkyl, wherein:

Y is (C<sub>1</sub>-C<sub>6</sub>)alkyl, benzyl or phenyl;

Z is -NR<sub>6</sub>R<sub>7</sub>, (C<sub>1</sub>-C<sub>6</sub>)alkyl, benzyl or phenyl;



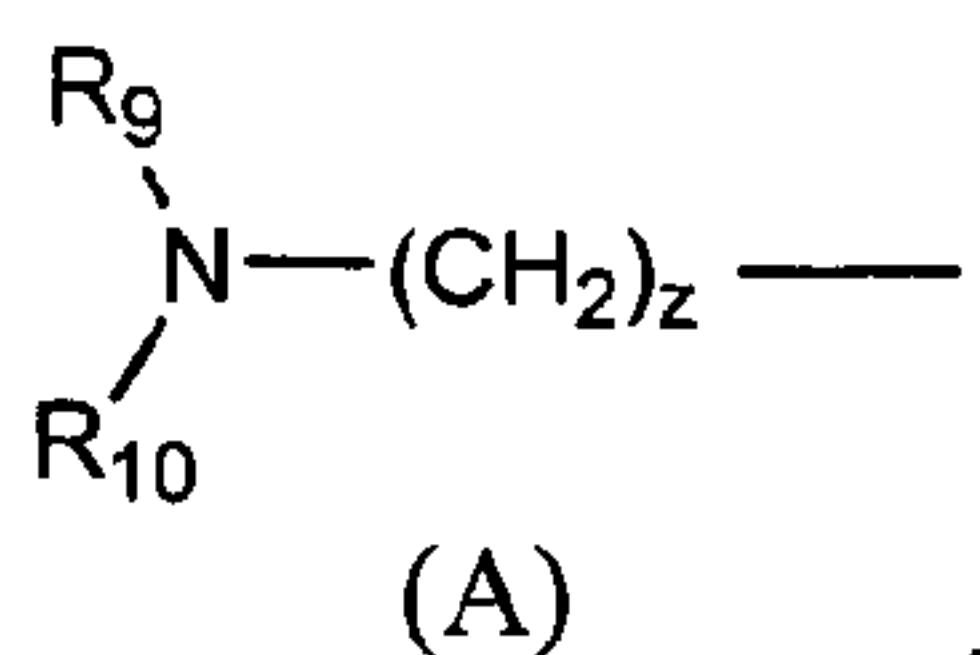
$R_6$  is H, (C<sub>1</sub>-C<sub>4</sub>)alkyl, (C<sub>3</sub>-C<sub>18</sub>)cycloalkyl, (C<sub>2</sub>-C<sub>5</sub>)alkanoyl, benzyl or phenyl, each of which can be optionally substituted with halo, amino or (C<sub>1</sub>-C<sub>4</sub>)alkyl-amino;

$R_7$  is H or (C<sub>1</sub>-C<sub>4</sub>)alkyl;

$R_4$  and  $R_5$  are taken together to provide -NH-CH<sub>2</sub>-R<sub>8</sub>-, NH-CO-R<sub>8</sub>-, or -N=CH-R<sub>8</sub>-, wherein:

$R_8$  is CH<sub>2</sub>, O, NH, CH=CH, CH=N, or N=CH; or

one of  $R_4$  and  $R_5$  is H, and the other of  $R_4$  and  $R_5$  is imidazolyl, pyrrolyl, oxadiazolyl, triazolyl, or a structure of formula (A),



wherein:

$z$  is 0 or 1;

$R_9$  is: H; (C<sub>1</sub>-C<sub>4</sub>)alkyl, (C<sub>3</sub>-C<sub>18</sub>)cycloalkyl, (C<sub>2</sub>-C<sub>5</sub>)alkanoyl, or (C<sub>4</sub>-C<sub>6</sub>)cycloalkanoyl, optionally substituted with halo, amino, (C<sub>1</sub>-C<sub>4</sub>)alkyl-amino, or (C<sub>1</sub>-C<sub>4</sub>)dialkyl-amino; phenyl; benzyl; benzoyl; (C<sub>2</sub>-C<sub>5</sub>)alkoxycarbonyl; (C<sub>3</sub>-C<sub>5</sub>)alkoxyalkylcarbonyl; N-morpholinocarbonyl; carbamoyl; N-substituted carbamoyl substituted with (C<sub>1</sub>-C<sub>4</sub>)alkyl; or methylsulfonyl; and

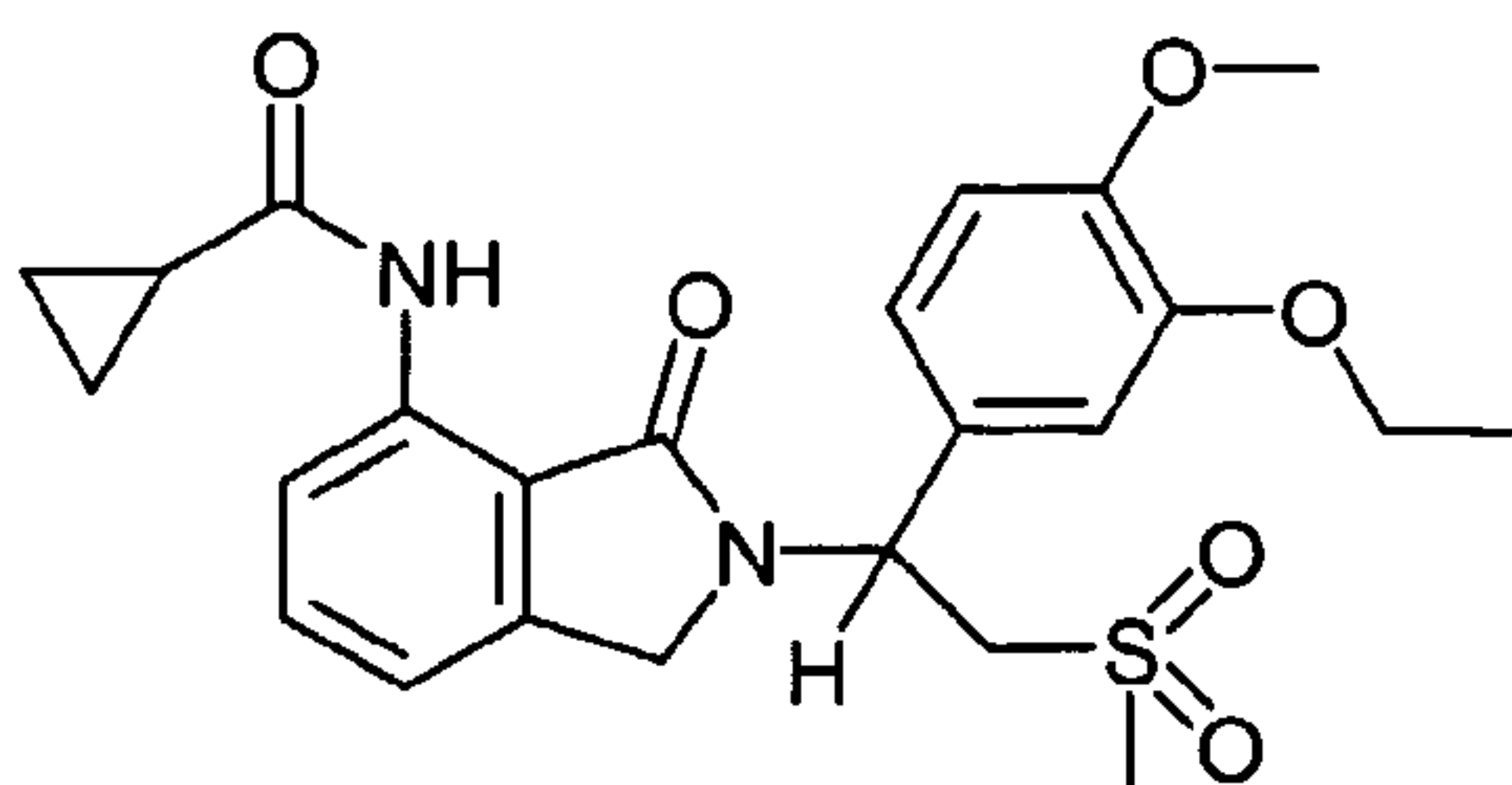
$R_{10}$  is H, (C<sub>1</sub>-C<sub>4</sub>)alkyl, methylsulfonyl, or (C<sub>3</sub>-C<sub>5</sub>)alkoxyalkylcarbonyl; or

$R_9$  and  $R_{10}$  are taken together to provide -CH=CH-CH=CH-, -CH=CH-N=CH-, or (C<sub>1</sub>-C<sub>2</sub>)alkylidene, optionally substituted with amino, (C<sub>1</sub>-C<sub>4</sub>)alkyl-amino, or (C<sub>1</sub>-C<sub>4</sub>)dialkyl-amino; or

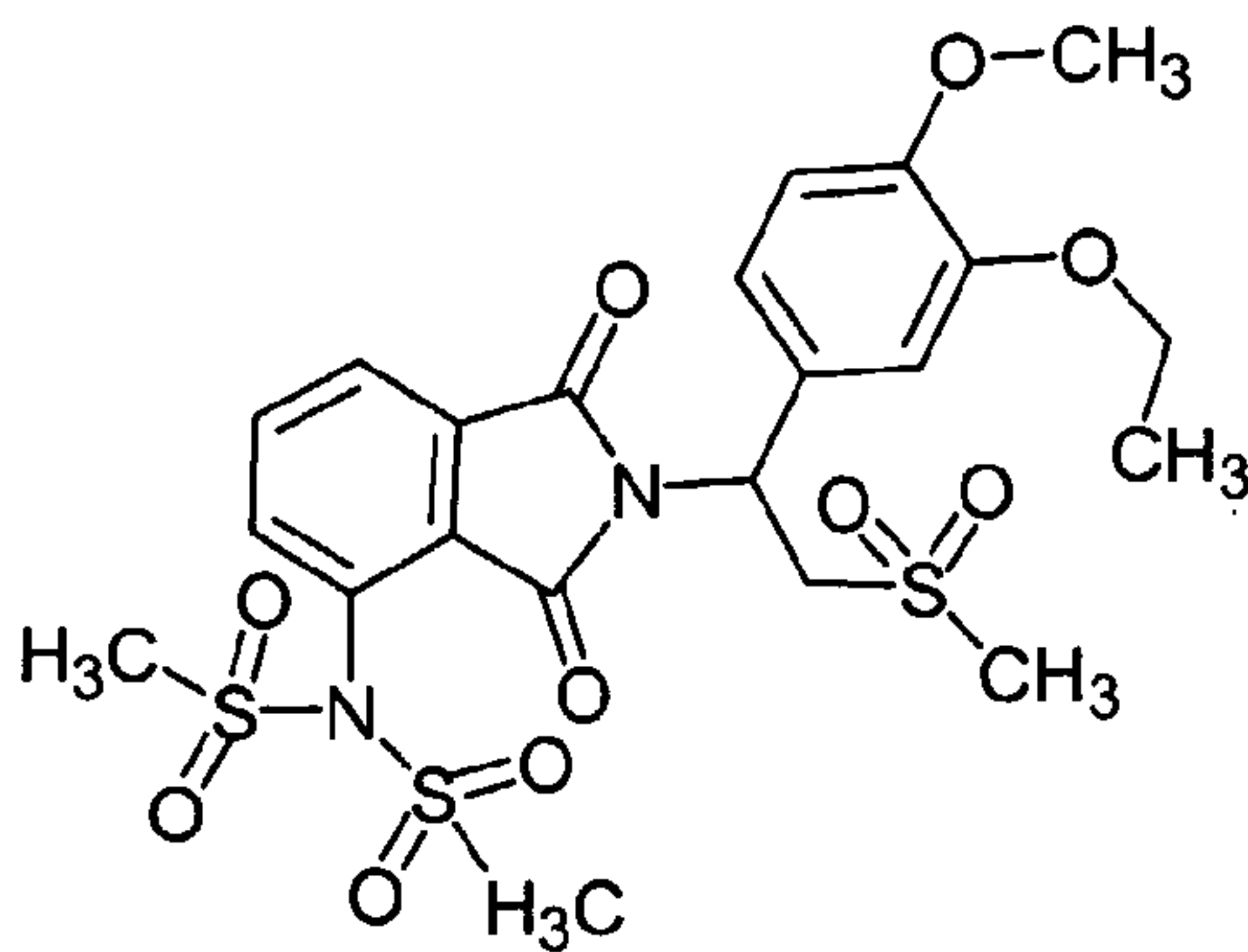
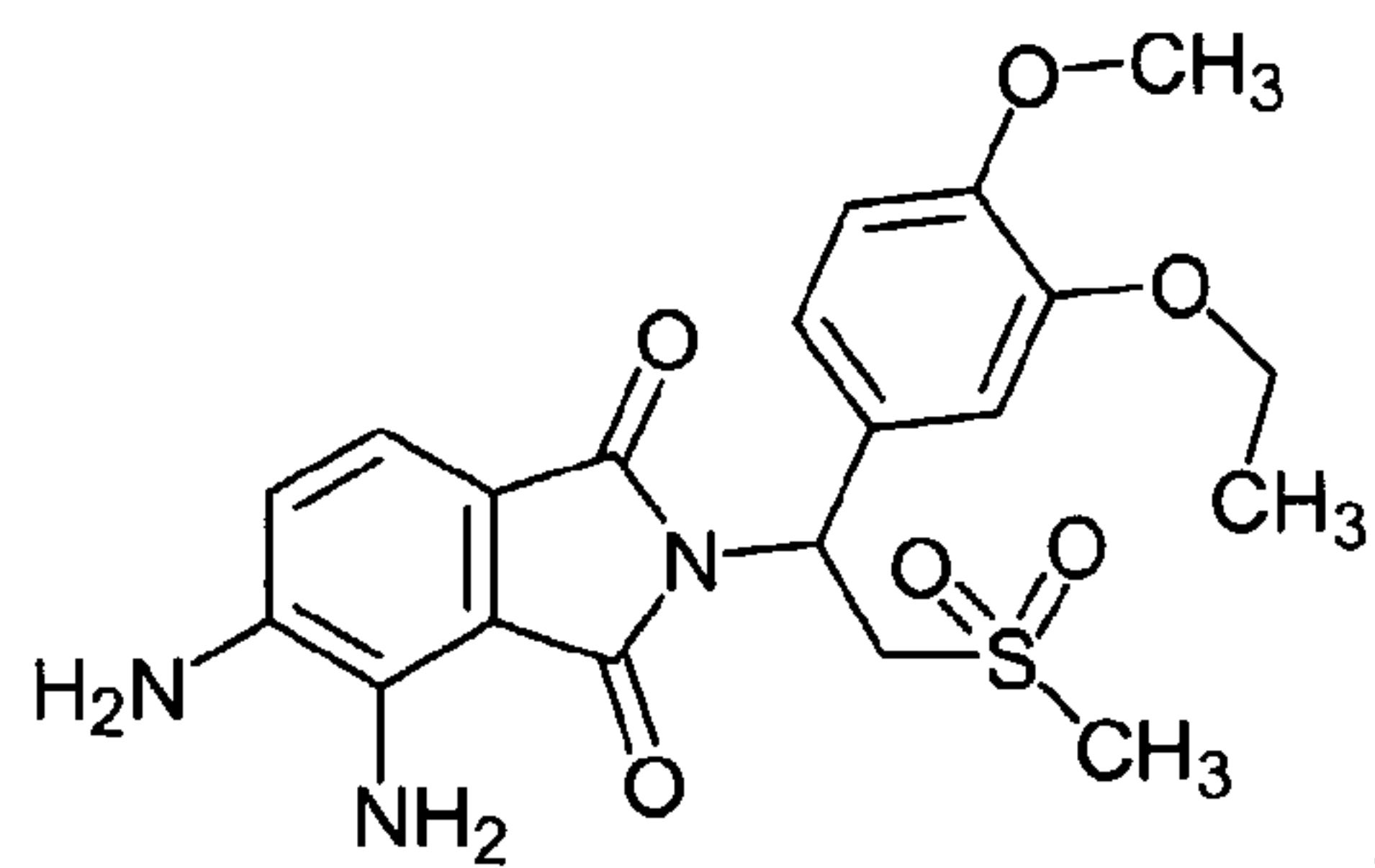
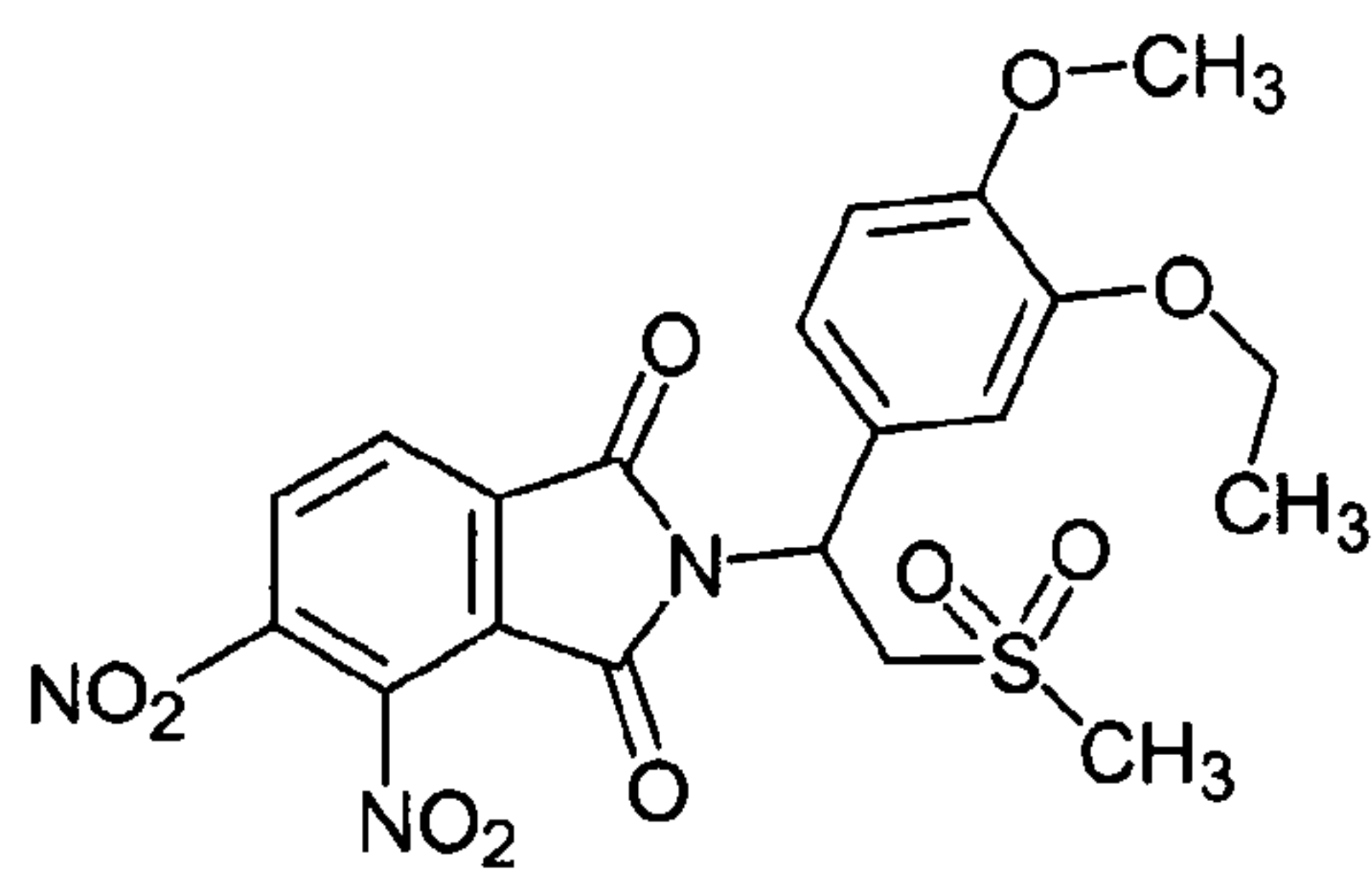
$R_4$  and  $R_5$  are both structures of formula (A).

In one embodiment,  $z$  is not 0 when (i)  $R^3$  is -SO<sub>2</sub>-Y, -COZ, or -CN and (ii) one of  $R^4$  or  $R^5$  is hydrogen. In another embodiment,  $R^9$  and  $R^{10}$ , taken together, is -CH=CH-CH=CH-, -CH=CH-N=CH-, or (C<sub>1</sub>-C<sub>2</sub>)alkylidene substituted by amino, (C<sub>1</sub>-C<sub>4</sub>)alkyl-amino, or (C<sub>1</sub>-C<sub>4</sub>)dialkyl-amino. In another embodiment,  $R_4$  and  $R_5$  are both structures of formula (A).

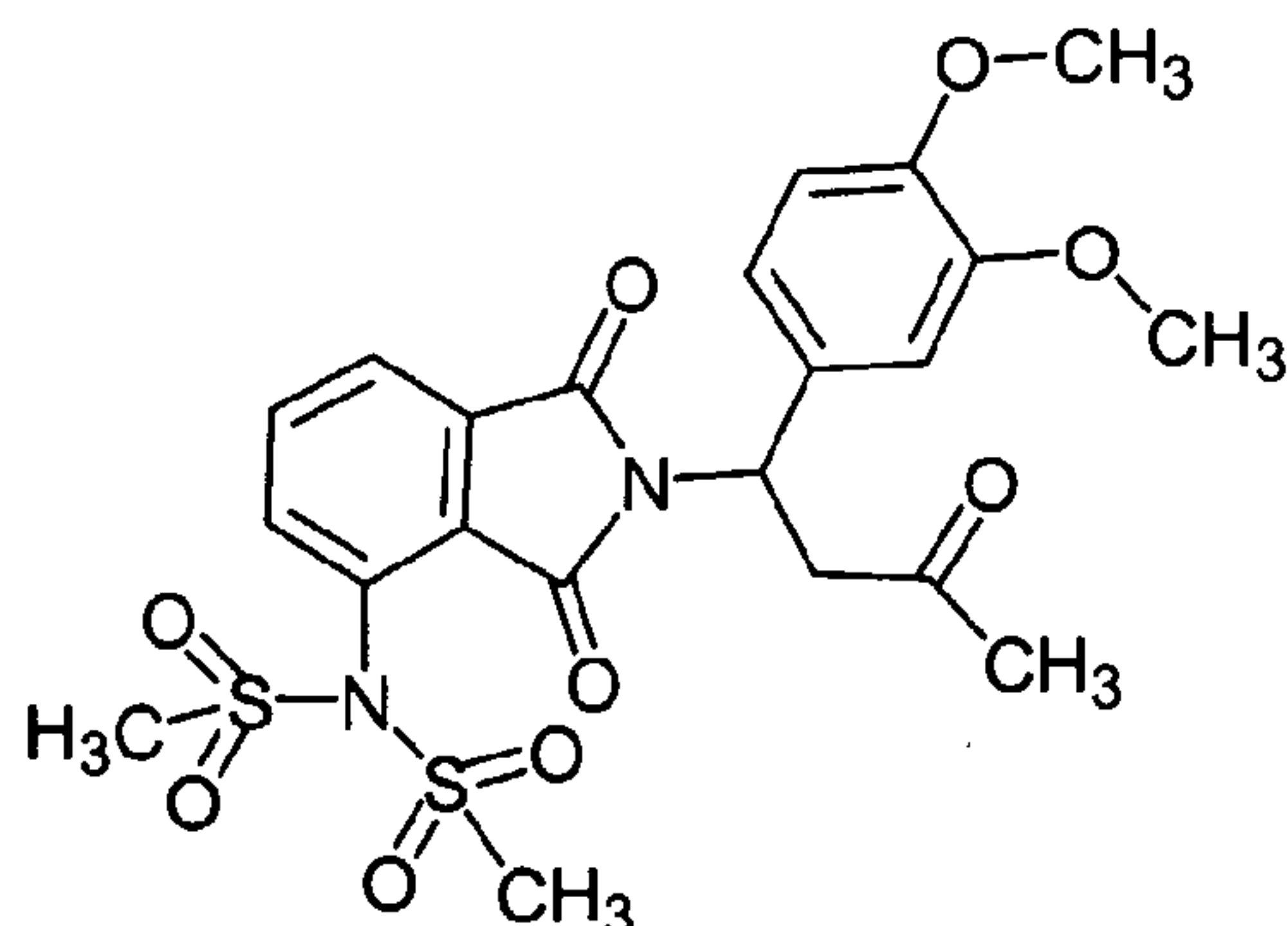
Specific compounds are of formula:



and the enantiomers thereof. Further specific compounds are of formulas:



and



Further examples include, but are not limited to: 2-[1-(3-Ethoxy-4-methoxyphenyl)-2-methylsulfonyl-ethyl]-4,5-dinitroisoindoline-1,3-dione; 2-[1-(3-Ethoxy-4-methoxyphenyl)-2-methylsulfonyl-ethyl]-4,5-diaminoisoindoline-1,3-dione; 7-[1-(3-Ethoxy-4-methoxyphenyl)-2-methylsulfonyl-ethyl]-3-pyrrolino[3,4-e]benzimidazole-6,8-dione; 7-[1-(3-Ethoxy-4-methoxyphenyl)-2-methylsulfonyl-ethyl]hydro-3-pyrrolino[3,4-



e]benzimidazole-2,6,8-trione; 2-[1-(3-Ethoxy-4-methoxyphenyl)-2-methylsulfonylethyl]-3-pyrrolino[3,4-h]quinoline-1,3-dione; 2-[1-(3-Ethoxy-4-methoxyphenyl)-2-methylsulfonylethyl]-3-pyrrolino[3,4-f]quinoxaline-1,3-dione; Cyclopropyl-N-{2-[1-(3-ethoxy-4-methoxyphenyl)-2-methylsulfonylethyl]-1,3-dioxoisindolin-4-yl}carboxamide; 2-Chloro-N-{2-[1-(3-ethoxy-4-methoxyphenyl)-2-methylsulfonylethyl]-1,3-dioxoisindolin-4-yl}acetamide; 2-Amino-N-{2-[1-(3-ethoxy-4-methoxyphenyl)-2-methylsulfonylethyl]-1,3-dioxoisindolin-4-yl}acetamide; 2-N,N-Dimethylamino-N-{2-[1-(3-ethoxy-4-methoxyphenyl)-2-methylsulfonylethyl]-1,3-dioxoisindolin-4-yl}acetamide; N-{2-[1-(3-ethoxy-4-methoxyphenyl)-2-methylsulfonylethyl]-1,3-dioxoisindolin-4-yl}-2,2,2-trifluoroacetamide; N-{2-[1-(3-Ethoxy-4-methoxyphenyl)-2-methylsulfonylethyl]-1,3-dioxoisindolin-4-yl}methoxycarboxamide; 4-[1-Aza-2-(dimethylamino)vinyl]-2-[1-(3-ethoxy-4-methoxyphenyl)-2-methylsulfonylethyl]isoindoline-1,3-dione; 4-[1-Aza-2-(dimethylamino)prop-1-enyl]-2-[1-(3-ethoxy-4-methoxyphenyl)-2-methylsulfonylethyl]isoindoline-1,3-dione; 2-[1-(3-Ethoxy-4-methoxyphenyl)-2-methylsulfonylethyl]-4-(5-methyl-1,3,4-oxadiazol-2-yl)isoindoline-1,3-dione; 2-[1-(3-Ethoxy-4-methoxyphenyl)-2-methylsulfonylethyl]-4-pyrrolylisoindoline-1,3-dione; 4-(Aminomethyl)-2-[1-(3-ethoxy-4-methoxyphenyl)-2-methylsulfonylethyl]-isoindoline-1,3-dione; 2-[1-(3-Ethoxy-4-methoxyphenyl)-2-methylsulfonylethyl]-4-(pyrrolylmethyl)isoindoline-1,3-dione; N-{2-[1-(3-ethoxy-4-methoxyphenyl)-3-hydroxybutyl]-1,3-dioxoisindolin-4-yl}acetamide; N-{2-[1-(3-Ethoxy-4-methoxyphenyl)-3-oxobutyl]-1,3-dioxoisindolin-4-yl}acetamide; N-{2-[1R-(3-ethoxy-4-methoxyphenyl)-3-hydroxybutyl]-1,3-dioxoisindolin-4-yl}acetamide; N-{2-[1R-(3-ethoxy-4-methoxyphenyl)-3-oxobutyl]-1,3-dioxoisindolin-4-yl}acetamide; N-{2-[1S-(3-Ethoxy-4-methoxyphenyl)-3-hydroxybutyl]-1,3-dioxoisindolin-4-yl}acetamide; N-{2-[1S-(3-ethoxy-4-methoxyphenyl)-3-oxobutyl]-1,3-dioxoisindolin-4-yl}acetamide; 4-Amino-2-[1-(3-ethoxy-4-methoxyphenyl)-3-hydroxybutyl]isoindoline-1,3-dione; 4-Amino-2-[1-(3-ethoxy-4-methoxyphenyl)-3-oxobutyl]isoindoline-1,3-dione; 2-[1-(3-Ethoxy-4-methoxyphenyl)-3-oxobutyl]-4-pyrrolylisoindoline-1,3-dione; 2-Chloro-N-{2-[1-(3-ethoxy-4-methoxyphenyl)-3-oxobutyl]-1,3-dioxoisindolin-4-yl}acetamide; 2-(Dimethylamino)-N-{2-[1-(3-ethoxy-4-methoxyphenyl)-3-oxobutyl]-1,3-dioxoisindolin-4-yl}acetamide; 4-Amino-2-[1R-(3-ethoxy-4-methoxyphenyl)-3-hydroxybutyl]isoindoline-1,3-dione; 4-Amino-2-[1R-(3-ethoxy-4-methoxyphenyl)-3-oxobutyl]isoindoline-1,3-dione; 2-[1R-(3-ethoxy-4-methoxyphenyl)-3-oxobutyl]-4-pyrrolylisoindoline-1,3-dione; 2-(Dimethylamino)-N-{2-[1R-(3-ethoxy-4-methoxyphenyl)-3-oxobutyl]-1,3-dioxoisindolin-4-yl}acetamide; Cyclopentyl-N-{2-[1-(3-ethoxy-4-methoxyphenyl)-2-(methylsulfonyl)ethyl]-1,3-

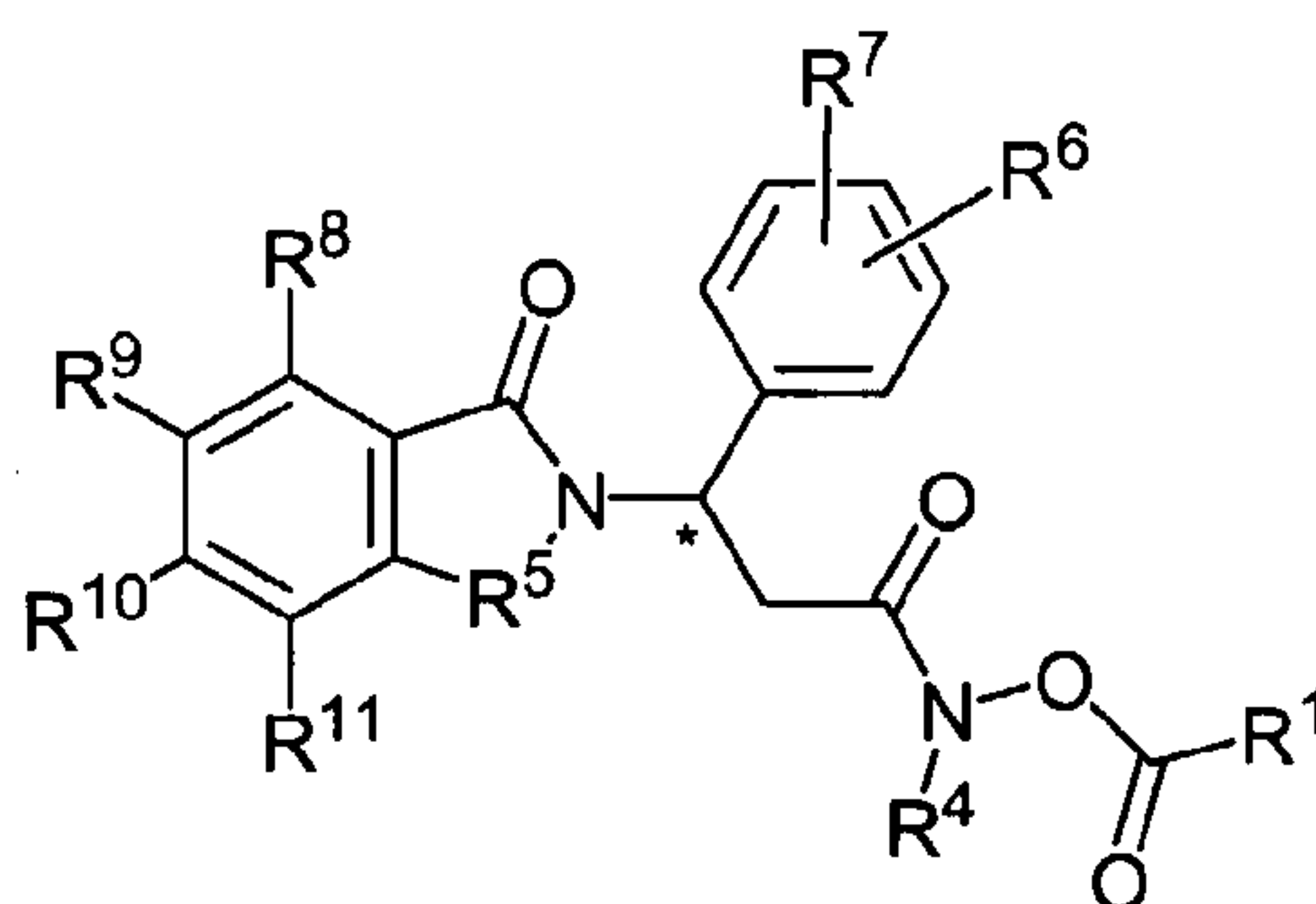


dioxoisindolin-4-yl} carboxamide; 3-(Dimethylamino)-N-{2-[1-(3-ethoxy-4-methoxyphenyl)-2-(methylsulfonyl)ethyl]-1,3-dioxoisindolin-4-yl} propanamide; 2-(Dimethylamino)-N-{2-[1-(3-ethoxy-4-methoxyphenyl)-2-(methylsulfonyl)ethyl]-1,3-dioxoisindolin-4-yl} propanamide; N-{2-[(1R)-1-(3-ethoxy-4-methoxyphenyl)-2-(methylsulfonyl)ethyl]-1,3-dioxoisindolin-4-yl}-2-(dimethylamino)acetamide; N-{2-[(1S)-1-(3-ethoxy-4-methoxyphenyl)-2-(methylsulfonyl)ethyl]-1,3-dioxoisindolin-4-yl}-2-(dimethylamino)acetamide; 4-{3-[(Dimethylamino)methyl]pyrrolyl}-2-[1-(3-ethoxy-4-methoxyphenyl)-2-(methylsulfonyl)ethyl]isoindoline-1,3-dione; Cyclopropyl-N-{2-[(1S)-1-(3-ethoxy-4-methoxyphenyl)-2-(methylsulfonyl)ethyl]-1,3-dioxoisindolin-4-yl} carboxamide; 2-[1-(3,4-dimethoxyphenyl)-2-(methylsulfonyl)ethyl]-4-pyrrolylisoindoline-1,3-dione; N-{2-[1-(3,4-dimethoxyphenyl)-2-(methylsulfonyl)ethyl]-1,3-dioxoisindolin-4-yl}-2-(dimethylamino)acetamide; Cyclopropyl-N-{2-[1-(3,4-dimethoxyphenyl)-2-(methylsulfonyl)ethyl]-1,3-dioxoisindolin-4-yl} carboxamide; Cyclopropyl-N-{2-[1-(3-ethoxy-4-methoxyphenyl)-2-(methylsulfonyl)ethyl]-3-oxoisindolin-4-yl} carboxamide; 2-(Dimethylamino)-N-{2-[1-(3-ethoxy-4-methoxyphenyl)-2-(methylsulfonyl)ethyl]-3-oxoisindolin-4-yl} acetamide; Cyclopropyl-N-{2-[(1S)-1-(3-ethoxy-4-methoxyphenyl)-2-(methylsulfonyl)ethyl]-3-oxoisindolin-4-yl} carboxamide; Cyclopropyl-N-{2-[(1R)-1-(3-ethoxy-4-methoxyphenyl)-2-(methylsulfonyl)ethyl]-3-oxoisindolin-4-yl} carboxamide; (3R)-3-[7-(Acetylamino)-1-oxoisindolin-2-yl]-3-(3-ethoxy-4-methoxyphenyl)-N,N-dimethylpropanamide; (3R)-3-[7-(Cyclopropylcarbonylamino)-1-oxoisindolin-2-yl]-3-(3-ethoxy-4-methoxyphenyl)-N,N-dimethylpropanamide; 3-{4-[2-(Dimethylamino)acetylamino]-1,3-dioxoisindolin-2-yl}-3-(3-ethoxy-4-methoxyphenyl)-N,N-dimethylpropanamide; (3R)-3-[7-(2-Chloroacetylamino)-1-oxoisindolin-2-yl]-3-(3-ethoxy-4-methoxyphenyl)-N,N-dimethylpropanamide; (3R)-3-{4-[2-(dimethylamino)acetylamino]-1,3-dioxoisindolin-2-yl}-3-(3-ethoxy-4-methoxyphenyl)-N,N-dimethylpropanamide; 3-(1,3-Dioxo-4-pyrrolylisoindolin-2-yl)-3-(3-ethoxy-4-methoxyphenyl)-N,N-dimethylpropanamide; 2-[1-(3-Ethoxy-4-methoxyphenyl)-2-(methylsulfonyl)ethyl]-4-(imidazolyl-methyl)isoindoline-1,3-dione; N-({2-[1-(3-Ethoxy-4-methoxyphenyl)-2-(methylsulfonyl)ethyl]-1,3-dioxoisindolin-4-yl} methyl)acetamide; 2-Chloro-N-({2-[1-(3-ethoxy-4-methoxyphenyl)-2-(methylsulfonyl)ethyl]-1,3-dioxoisindolin-4-yl} methyl)acetamide; 2-(Dimethylamino)-N-({2-[1-(3-ethoxy-4-methoxyphenyl)-2-(methylsulfonyl)ethyl]-1,3-dioxoisindolin-4-yl} methyl)acetamide; 4-[Bis(methylsulfonyl)amino]-2-[1-(3-ethoxy-4-methoxyphenyl)-2-(methylsulfonyl)ethyl]isoindoline-1,3-dione; 2-[1-(3-Ethoxy-4-methoxyphenyl)-2-(methylsulfonyl)ethyl]-4-[(methylsulfonyl)amino]isoindoline-1,3-dione; N-{2-[1-(3-



Ethoxy-4-methoxyphenyl)-3-hydroxybutyl]-1,3-dioxoisindolin-4-yl} acetamide; N-{2-[1-(3-Ethoxy-4-methoxyphenyl)-3-oxopentyl]1,3-dioxoisindolin-4-yl} acetamide; 2-[(1R)-1-(3-Ethoxy-4-methoxyphenyl)-3-hydroxybutyl]-4-(pyrrolylmethyl)isoindoline-1,3-dione; 2-[(1R)-1-(3-Ethoxy-4-methoxyphenyl)-3-oxobutyl]-4-(pyrrolylmethyl)isoindoline-1,3-dione; N-{2-[1-(3-Cyclopentyloxy-4-methoxyphenyl)-3-hydroxybutyl]-1,3-dioxoisindolin-4-yl} acetamide; N-{2-[1-(3-Cyclopentyloxy-4-methoxyphenyl)-3-oxobutyl]-1,3-dioxoisindolin-4-yl} acetamide; 2-[1-(3-Cyclopentyloxy-4-methoxyphenyl)-3-oxobutyl]-4-pyrrolylisoindoline-1,3-dione; 2-[1-(3,4-Dimethoxyphenyl)-3-oxobutyl]-4-[bis(methylsulfonyl)amino]isoindoline-1,3-dione; and pharmaceutically acceptable salts, solvates, and stereoisomers thereof.

Still other specific selective cytokine inhibitory drugs include, but are not limited to, imido and amido substituted acylhydroxamic acids (for example, (3-(1,3-dioxoisindoline-2-yl)-3-(3-ethoxy-4-methoxyphenyl) propanoylamino) propanoate disclosed in WO 01/45702 and U.S. patent no. 6,699,899, which are incorporated herein by reference. Representative compounds are of formula:



wherein:

the carbon atom designated \* constitutes a center of chirality,

$R^4$  is hydrogen or  $-(C=O)-R^{12}$

each of  $R^1$  and  $R^{12}$ , independently of each other, is alkyl of 1 to 6 carbon atoms, phenyl, benzyl, pyridyl methyl, pyridyl, imidazolyl, imidazolyl methyl, or

$CHR^*(CH_2)_nNR^0R^0$

wherein  $R^*$  and  $R^0$ , independently of the other, are hydrogen, alkyl of 1 to 6 carbon atoms, phenyl, benzyl, pyridyl methyl, pyridyl, imidazolyl or imidazolylmethyl, and  $n = 0, 1,$  or  $2$ ;

$R^5$  is  $C=O$ ,  $CH_2$ ,  $CH_2-CO-$ , or  $SO_2$ ;

each of  $R^6$  and  $R^7$ , independently of the other, is nitro, cyano, trifluoromethyl, carbethoxy, carbomethoxy, carbopropoxy, acetyl, carbamoyl, acetoxy, carboxy, hydroxy,

amino, alkyl of 1 to 6 carbon atoms, alkoxy of 1 to 6 carbon atoms, cycloalkoxy of 3 to 8 carbon atoms, halo, bicycloalkyl of up to 18 carbon atoms, tricycloalkoxy of up to 18 carbon atoms, 1-indanyloxy, 2-indanyloxy, C<sub>4</sub>-C<sub>8</sub>-cycloalkylidenemethyl, or C<sub>3</sub>-C<sub>10</sub>-alkylidenemethyl;

each of R<sup>8</sup>, R<sup>9</sup>, R<sup>10</sup>, and R<sup>11</sup>, independently of the others, is

(i) hydrogen, nitro, cyano, trifluoromethyl, carbethoxy, carbomethoxy, carbopropoxy, acetyl, carbamoyl, acetoxy, carboxy, hydroxy, amino, alkylamino, dialkylamino, acylamino, alkyl of 1 to 10 carbon atoms, alkoxy of 1 to 10 carbon atoms, halo, or

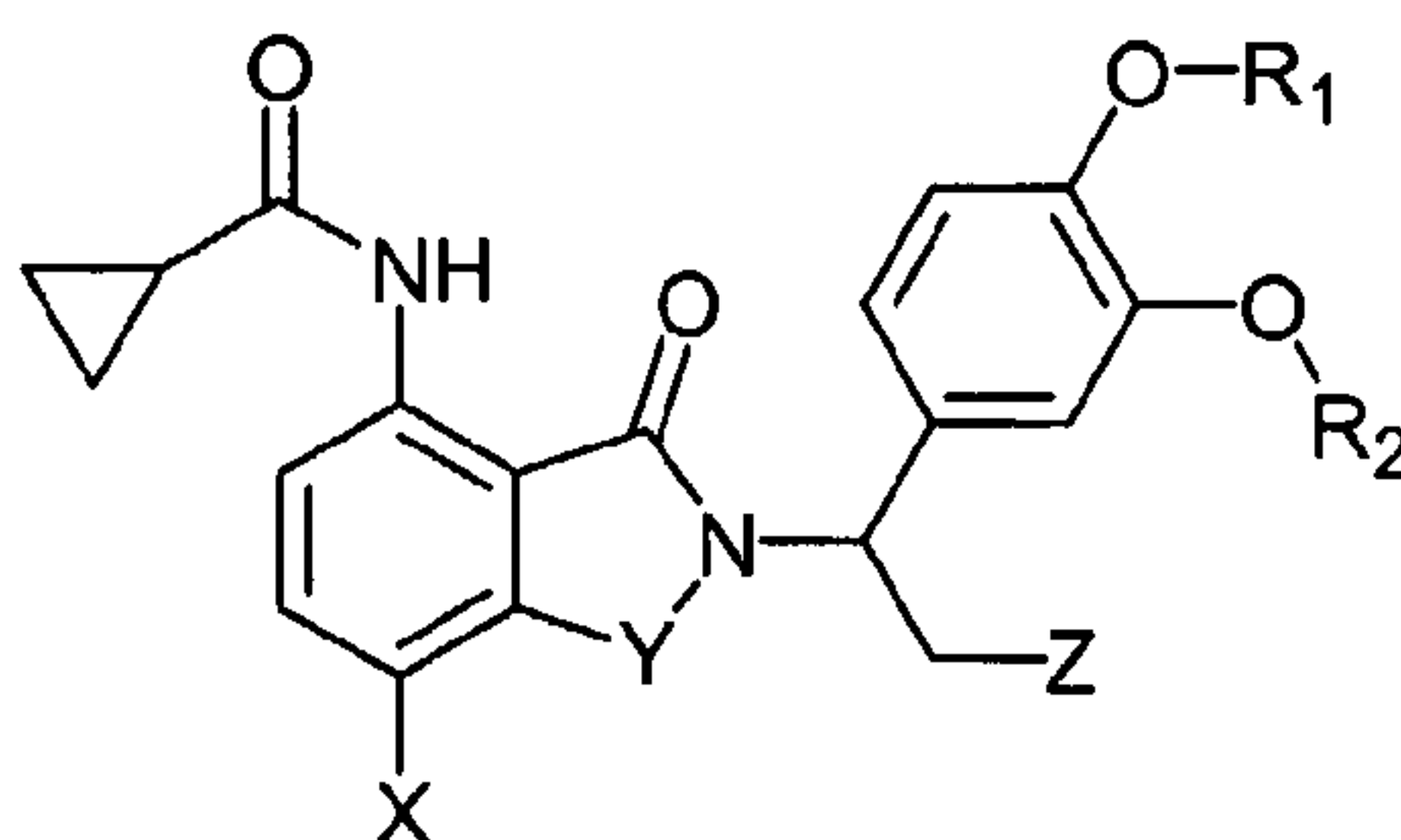
(ii) one of R<sup>8</sup>, R<sup>9</sup>, R<sup>10</sup>, and R<sup>11</sup> is acylamino comprising a lower alkyl, and the remaining of R<sup>8</sup>, R<sup>9</sup>, R<sup>10</sup>, and R<sup>11</sup> are hydrogen, or

(iii) hydrogen if R<sup>8</sup> and R<sup>9</sup> taken together are benzo, quinoline, quinoxaline, benzimidazole, benzodioxole, 2-hydroxybenzimidazole, methylenedioxy, dialkoxy, or dialkyl, or

(iv) hydrogen if R<sup>10</sup> and R<sup>11</sup>, taken together are benzo, quinoline, quinoxaline, benzimidazole, benzodioxole, 2-hydroxybenzimidazole, methylenedioxy, dialkoxy, or dialkyl, or

(v) hydrogen if R<sup>9</sup> and R<sup>10</sup> taken together are benzo.

Still specific selective cytokine inhibitory drugs include, but are not limited to, 7-amido-isindolyl compounds disclosed in U.S. patent application no. 10/798,317 filed on March 12, 2004, which is incorporated herein by reference. Representative compounds are of formula:



wherein:

Y is -C(O)-, -CH<sub>2</sub>-, -CH<sub>2</sub>C(O)- or SO<sub>2</sub>;

X is H,

Z is (C<sub>0-4</sub>-alkyl)-C(O)R<sup>3</sup>, C<sub>1-4</sub>-alkyl, (C<sub>0-4</sub>-alkyl)-OH, (C<sub>1-4</sub>-alkyl)-O(C<sub>1-4</sub>-alkyl), (C<sub>1-4</sub>-alkyl)-SO<sub>2</sub>(C<sub>1-4</sub>-alkyl), (C<sub>0-4</sub>-alkyl)-SO(C<sub>1-4</sub>-alkyl), (C<sub>0-4</sub>-alkyl)-NH<sub>2</sub>, (C<sub>0-4</sub>-alkyl)-N(C<sub>1-8</sub>-alkyl)<sub>2</sub>, (C<sub>0-4</sub>-alkyl)-N(H)(OH), or CH<sub>2</sub>NSO<sub>2</sub>(C<sub>1-4</sub>-alkyl);

R<sub>1</sub> and R<sub>2</sub> are independently C<sub>1-8</sub>-alkyl, cycloalkyl, or (C<sub>1-4</sub>-alkyl)cycloalkyl;



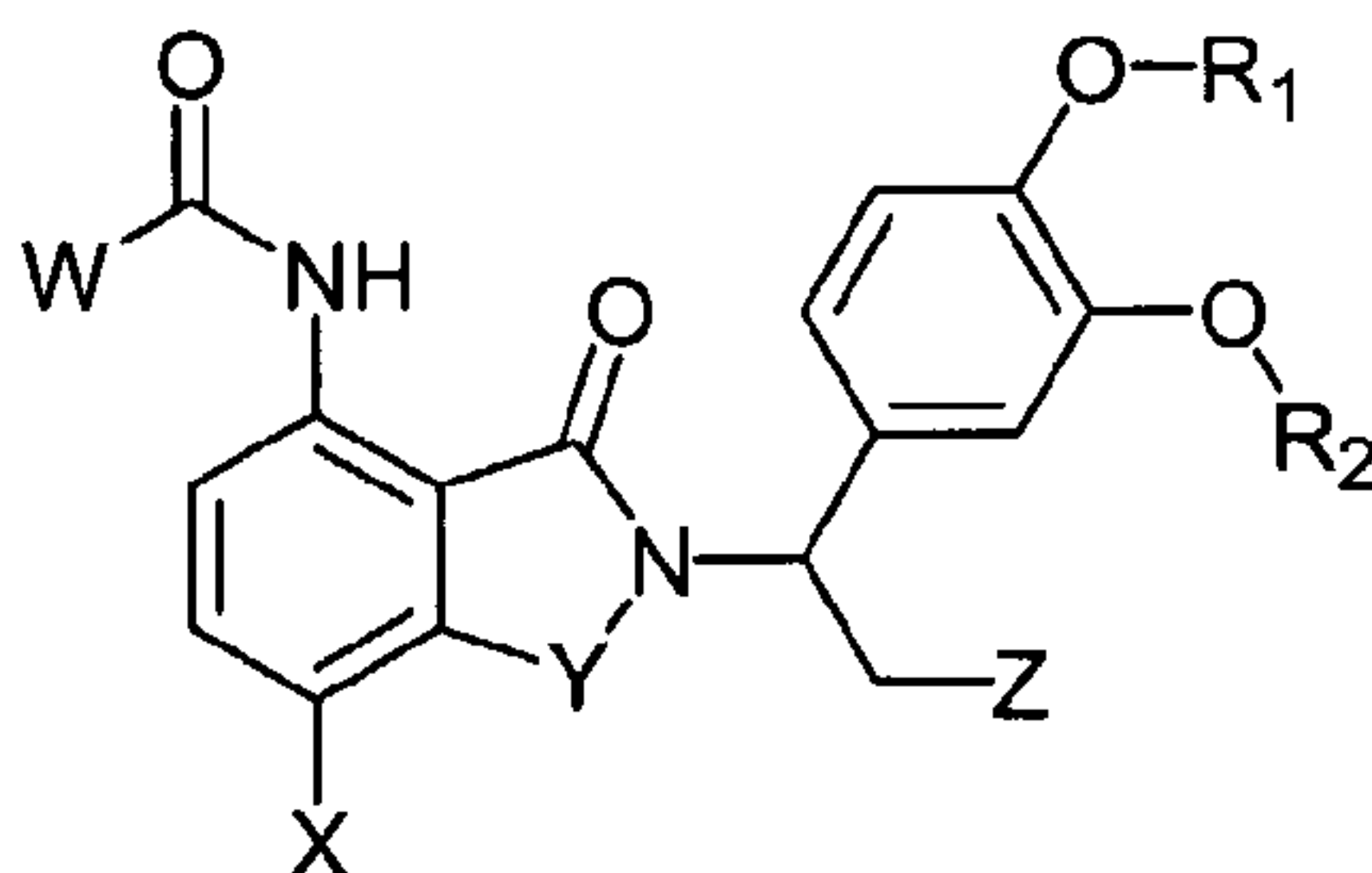
$R^3$  is,  $NR^4R^5$ , OH, or  $O-(C_{1-8}\text{-alkyl})$ ;

$R^4$  is H;

$R^5$  is -OH, or  $-OC(O)R^6$ ;

$R^6$  is  $C_{1-8}\text{-alkyl}$ , amino- $(C_{1-8}\text{-alkyl})$ ,  $(C_{1-8}\text{-alkyl})-(C_{3-6}\text{-cycloalkyl})$ ,  $C_{3-6}\text{-cycloalkyl}$ , phenyl, benzyl, or aryl;

or a pharmaceutically acceptable salt, solvate, hydrate, stereoisomer, clathrate, or prodrug thereof; or formula:



wherein:

Y is  $-C(O)-$ ,  $-CH_2-$ ,  $-CH_2C(O)-$ , or  $SO_2$ ;

X is halogen,  $-CN$ ,  $-NR_7R_8$ ,  $-NO_2$ , or  $-CF_3$ ,

Z is  $(C_{0-4}\text{alkyl})-SO_2(C_{1-4}\text{-alkyl})$ ,  $-(C_{0-4}\text{-alkyl})-CN$ ,  $-(C_{0-4}\text{-alkyl})-C(O)R^3$ ,  $C_{1-4}\text{-alkyl}$ ,  $(C_{0-4}\text{-alkyl})OH$ ,  $(C_{0-4}\text{-alkyl})O(C_{1-4}\text{-alkyl})$ ,  $(C_{0-4}\text{-alkyl})SO(C_{1-4}\text{-alkyl})$ ,  $(C_{0-4}\text{-alkyl})NH_2$ ,  $(C_{0-4}\text{-alkyl})N(C_{1-8}\text{-alkyl})_2$ ,  $(C_{0-4}\text{-alkyl})N(H)(OH)$ ,  $(C_{0-4}\text{-alkyl})$ -dichloropyridine or  $(C_{0-4}\text{-alkyl})NSO_2(C_{1-4}\text{-alkyl})$ ;

W is  $-C_{3-6}\text{-cycloalkyl}$ ,  $-(C_{1-8}\text{-alkyl})-(C_{3-6}\text{-cycloalkyl})$ ,  $-(C_{0-8}\text{-alkyl})-(C_{3-6}\text{-cycloalkyl})-NR_7R_8$ ,  $(C_{0-8}\text{-alkyl})-NR_7R_8$ ,  $(C_{0-4}\text{alkyl})-CHR_9-(C_{0-4}\text{alkyl})-NR_7R_8$ ,

$R_1$  and  $R_2$  are independently  $C_{1-8}\text{-alkyl}$ , cycloalkyl, or  $(C_{1-4}\text{-alkyl})\text{cycloalkyl}$ ;

$R^3$  is  $C_{1-8}\text{-alkyl}$ ,  $NR^4R^5$ , OH, or  $O-(C_{1-8}\text{-alkyl})$ ;

$R^4$  and  $R^5$  are independently H,  $C_{1-8}\text{-alkyl}$ ,  $(C_{0-8}\text{-alkyl})-(C_{3-6}\text{-cycloalkyl})$ , OH, or  $-OC(O)R^6$ ;

$R^6$  is  $C_{1-8}\text{-alkyl}$ ,  $(C_{0-8}\text{-alkyl})-(C_{3-6}\text{-cycloalkyl})$ , amino- $(C_{1-8}\text{-alkyl})$ , phenyl, benzyl, or aryl;

$R_7$  and  $R_8$  are each independently H,  $C_{1-8}\text{-alkyl}$ ,  $(C_{0-8}\text{-alkyl})-(C_{3-6}\text{-cycloalkyl})$ , phenyl, benzyl, aryl, or can be taken together with the atom connecting them to form a 3 to 7 membered heterocycloalkyl or heteroaryl ring;

$R_9$  is  $C_{1-4}\text{alkyl}$ ,  $(C_{0-4}\text{alkyl})\text{aryl}$ ,  $(C_{0-4}\text{alkyl})-(C_{3-6}\text{-cycloalkyl})$ ,  $(C_{0-4}\text{alkyl})$ -heterocycle; or a pharmaceutically acceptable salt, solvate, hydrate, stereoisomer, clathrate, or prodrug thereof. In another embodiment, W is





$R_1$  and  $R_2$  are independently  $C_{1-8}$ -alkyl,  $CF_2H$ ,  $CF_3$ ,  $CH_2CHF_2$ , cycloalkyl, or ( $C_{1-8}$ -alkyl)cycloalkyl;

$Z_1$  is H,  $C_{1-6}$ -alkyl,  $-NH_2$ ,  $-NR_3R_4$  or  $OR_5$ ;

$Z_2$  is H or  $C(O)R_5$ ;

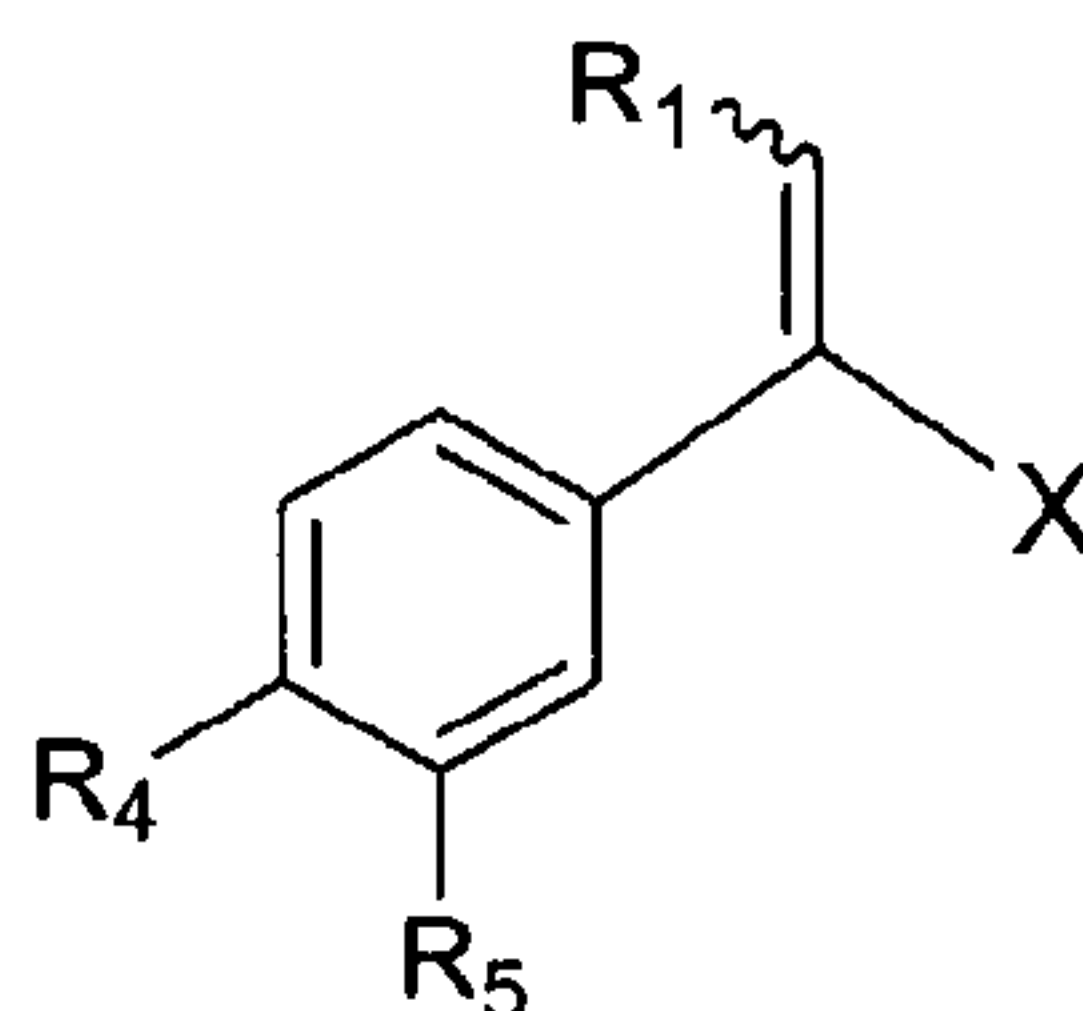
$X_1$ ,  $X_2$ ,  $X_3$  and  $X_4$  are each independent H, halogen,  $NO_2$ ,  $OR_3$ ,  $CF_3$ ,  $C_{1-6}$ -alkyl, ( $C_{0-4}$ -alkyl)-( $C_{3-6}$ -cycloalkyl), ( $C_{0-4}$ -alkyl)- $N(R_8R_9)$ , ( $C_{0-4}$ -alkyl)- $NHC(O)-(R_8)$ , ( $C_{0-4}$ -alkyl)- $NHC(O)CH(R_8)(R_9)$ , ( $C_{0-4}$ -alkyl)- $NHC(O)N(R_8R_9)$ , ( $C_{0-4}$ -alkyl)- $NHC(O)O(R_8)$ , ( $C_{0-4}$ -alkyl)- $O-R_8$ , ( $C_{0-4}$ -alkyl)-imidazolyl, ( $C_{0-4}$ -alkyl)-pyrrolyl, ( $C_{0-4}$ -alkyl)oxadiazolyl, ( $C_{0-4}$ -alkyl)-triazolyl or ( $C_{0-4}$ -alkyl)-heterocycle;

$R_3$ ,  $R_4$ , and  $R_5$  are each independently H,  $C_{1-6}$ -alkyl,  $O-C_{1-6}$ -alkyl, phenyl, benzyl, or aryl;

$R_6$  and  $R_7$  are independently H or  $C_{1-6}$ -alkyl;

$R_8$  and  $R_9$  are each independently H,  $C_{1-9}$ -alkyl,  $C_{3-6}$ -cycloalkyl, ( $C_{1-6}$ -alkyl)-( $C_{3-6}$ -cycloalkyl), ( $C_{0-6}$ -alkyl)- $N(R_4R_5)$ , ( $C_{1-6}$ -alkyl)- $OR_5$ , phenyl, benzyl, aryl, piperidinyl, piperizinyl, pyrrolidinyl, morpholino, or  $C_{3-7}$ -heterocycloalkyl; and  
or a pharmaceutically acceptable salt, solvate, hydrate, stereoisomer, clathrate, or prodrug thereof.

Still specific selective cytokine inhibitory drugs include, but are not limited to, diphenylethylene compounds disclosed in U.S. patent application no. 10/794,931, filed on March 5, 2004, which is incorporated herein by reference. Representative compounds are of formula:



and pharmaceutically acceptable salts, solvates or hydrates thereof,

wherein:

$R_1$  is  $-CN$ , lower alkyl,  $-COOH$ ,  $-C(O)-N(R_9)_2$ ,  $-C(O)$ -lower alkyl,  $-C(O)$ -benzyl,  $-C(O)O$ -lower alkyl,  $-C(O)O$ -benzyl;

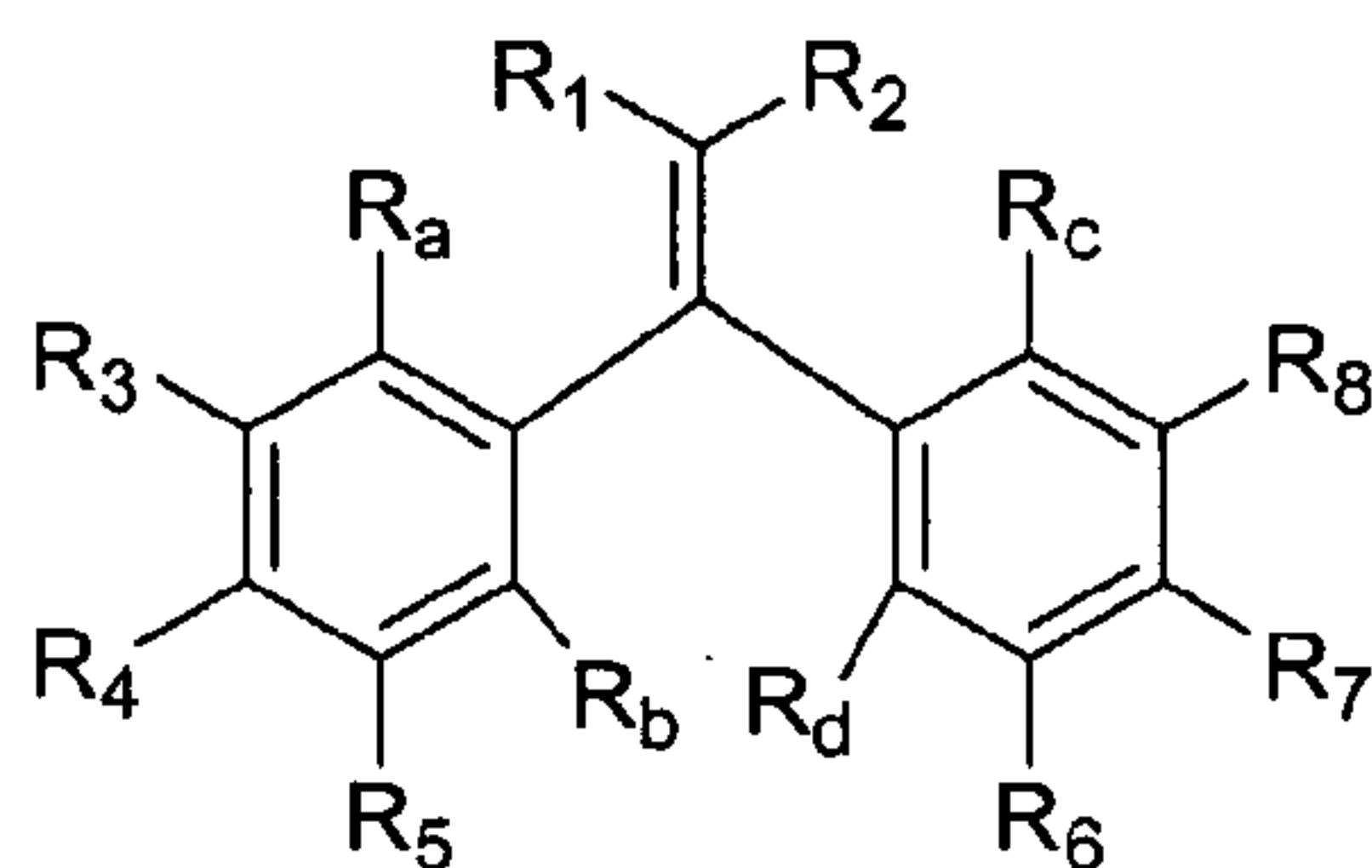
$R_4$  is  $-H$ ,  $-NO_2$ , cyano, substituted or unsubstituted lower alkyl, substituted or unsubstituted alkoxy, halogen,  $-OH$ ,  $-C(O)(R_{10})_2$ ,  $-COOH$ ,  $-NH_2$ ,  $-OC(O)-N(R_{10})_2$ ;

$R_5$  is substituted or unsubstituted lower alkyl, substituted or unsubstituted alkoxy, or substituted or unsubstituted alkenyl;

X is substituted or unsubstituted phenyl, substituted or unsubstituted pyridine, substituted or unsubstituted pyrrolidine, substituted or unsubstituted imidazole, substituted or unsubstituted naphthalene, substituted or unsubstituted thiophene, or substituted or unsubstituted cycloalkyl;

each occurrence of R<sub>9</sub> is independently -H or substituted or unsubstituted lower alkyl; and

each occurrence of R<sub>10</sub> is independently -H or substituted or unsubstituted lower alkyl. In another embodiment, representative compounds are of formula:



and pharmaceutically acceptable salts, solvates or hydrates thereof,

wherein:

R<sub>1</sub> and R<sub>2</sub> are independently -H, -CN, substituted or unsubstituted lower alkyl, substituted or unsubstituted alkenyl, substituted or unsubstituted alkynyl, -COOH, -C(O)-lower alkyl, -C(O)O-lower alkyl, -C(O)-N(R<sub>9</sub>)<sub>2</sub>, substituted or unsubstituted aryl, or substituted or unsubstituted heterocycle;

each occurrence of R<sub>a</sub>, R<sub>b</sub>, R<sub>c</sub> and R<sub>d</sub> is independently -H, substituted or unsubstituted lower alkyl, substituted or unsubstituted aryl, substituted or unsubstituted heterocycle, substituted or unsubstituted cycloalkyl, substituted or unsubstituted alkoxy, halogen, cyano, -NO<sub>2</sub>, -OH, -OPO(OH)<sub>2</sub>, -N(R<sub>9</sub>)<sub>2</sub>, -OC(O)-R<sub>10</sub>, -OC(O)-R<sub>10</sub>-N(R<sub>10</sub>)<sub>2</sub>, -C(O)N(R<sub>10</sub>)<sub>2</sub>, -NHC(O)-R<sub>10</sub>, -NHS(O)<sub>2</sub>-R<sub>10</sub>, -S(O)<sub>2</sub>-R<sub>10</sub>, -NHC(O)NH-R<sub>10</sub>, -NHC(O)N(R<sub>10</sub>)<sub>2</sub>, -NHC(O)NHSO<sub>2</sub>-R<sub>10</sub>, -NHC(O)-R<sub>10</sub>-N(R<sub>10</sub>)<sub>2</sub>, -NHC(O)CH(R<sub>10</sub>)(N(R<sub>9</sub>)<sub>2</sub>) or -NHC(O)-R<sub>10</sub>-NH<sub>2</sub>;

R<sub>3</sub> is -H, substituted or unsubstituted lower alkyl, substituted or unsubstituted aryl, substituted or unsubstituted heterocycle, substituted or unsubstituted cycloalkyl, substituted or unsubstituted alkoxy, halogen, cyano, -NO<sub>2</sub>, -OH, -OPO(OH)<sub>2</sub>, -N(R<sub>9</sub>)<sub>2</sub>, -OC(O)-R<sub>10</sub>, -OC(O)-R<sub>10</sub>-N(R<sub>10</sub>)<sub>2</sub>, -C(O)N(R<sub>10</sub>)<sub>2</sub>, -NHC(O)-R<sub>10</sub>, -NHS(O)<sub>2</sub>-R<sub>10</sub>, -S(O)<sub>2</sub>-R<sub>10</sub>, -NHC(O)NH-R<sub>10</sub>, -NHC(O)N(R<sub>10</sub>)<sub>2</sub>, -NHC(O)NHSO<sub>2</sub>-R<sub>10</sub>, -NHC(O)-R<sub>10</sub>-N(R<sub>10</sub>)<sub>2</sub>, -NHC(O)CH(R<sub>10</sub>)(N(R<sub>9</sub>)<sub>2</sub>) or -NHC(O)-R<sub>10</sub>-NH<sub>2</sub>, or R<sub>3</sub> with either R<sub>a</sub> or with R<sub>4</sub>, together form -O-C(R<sub>16</sub>R<sub>17</sub>)-O- or -O-(C(R<sub>16</sub>R<sub>17</sub>))<sub>2</sub>-O-;



$R_4$  is -H, substituted or unsubstituted lower alkyl, substituted or unsubstituted aryl, substituted or unsubstituted heterocycle, substituted or unsubstituted cycloalkyl, substituted or unsubstituted alkoxy, halogen, cyano,  $-NO_2$ ,  $-OH$ ,  $-OPO(OH)_2$ ,  $-N(R_9)_2$ ,  $-OC(O)-R_{10}$ ,  $-OC(O)-R_{10}-N(R_{10})_2$ ,  $-C(O)N(R_{10})_2$ ,  $-NHC(O)-R_{10}$ ,  $-NHS(O)_2-R_{10}$ ,  $-S(O)_2-R_{10}$ ,  $-NHC(O)NH-R_{10}$ ,  $-NHC(O)N(R_{10})_2$ ,  $-NHC(O)NHSO_2-R_{10}$ ,  $-NHC(O)-R_{10}-N(R_{10})_2$ ,  $-NHC(O)CH(R_{10})(N(R_9)_2)$  or  $-NHC(O)-R_{10}-NH_2$ ;

$R_5$  is -H, substituted or unsubstituted lower alkyl, substituted or unsubstituted aryl, substituted or unsubstituted heterocycle, substituted or unsubstituted cycloalkyl, substituted or unsubstituted alkoxy, halogen, cyano,  $-NO_2$ ,  $-OH$ ,  $-OPO(OH)_2$ ,  $-N(R_9)_2$ ,  $-OC(O)-R_{10}$ ,  $-OC(O)-R_{10}-N(R_{10})_2$ ,  $-C(O)N(R_{10})_2$ ,  $-NHC(O)-R_{10}$ ,  $-NHS(O)_2-R_{10}$ ,  $-S(O)_2-R_{10}$ ,  $-NHC(O)NH-R_{10}$ ,  $-NHC(O)N(R_{10})_2$ ,  $-NHC(O)NHSO_2-R_{10}$ ,  $-NHC(O)-R_{10}-N(R_{10})_2$ ,  $-NHC(O)CH(R_{10})(N(R_9)_2)$  or  $-NHC(O)-R_{10}-NH_2$ ;

$R_6$  is -H, substituted or unsubstituted lower alkyl, substituted or unsubstituted aryl, substituted or unsubstituted heterocycle, substituted or unsubstituted cycloalkyl, substituted or unsubstituted alkoxy, halogen, cyano,  $-NO_2$ ,  $-OH$ ,  $-OPO(OH)_2$ ,  $-N(R_9)_2$ ,  $-OC(O)-R_{10}$ ,  $-OC(O)-R_{10}-N(R_{10})_2$ ,  $-C(O)N(R_{10})_2$ ,  $-NHC(O)-R_{10}$ ,  $-NHS(O)_2-R_{10}$ ,  $-S(O)_2-R_{10}$ ,  $-NHC(O)NH-R_{10}$ ,  $-NHC(O)N(R_{10})_2$ ,  $-NHC(O)NHSO_2-R_{10}$ ,  $-NHC(O)-R_{10}-N(R_{10})_2$ ,  $-NHC(O)CH(R_{10})(N(R_9)_2)$  or  $-NHC(O)-R_{10}-NH_2$ ;

$R_7$  is -H, substituted or unsubstituted lower alkyl, substituted or unsubstituted aryl, substituted or unsubstituted heterocycle, substituted or unsubstituted cycloalkyl, substituted or unsubstituted alkoxy, halogen, cyano,  $-NO_2$ ,  $-OH$ ,  $-OPO(OH)_2$ ,  $-N(R_9)_2$ ,  $-OC(O)-R_{10}$ ,  $-OC(O)-R_{10}-N(R_{10})_2$ ,  $-C(O)N(R_{10})_2$ ,  $-NHC(O)-R_{10}$ ,  $-NHS(O)_2-R_{10}$ ,  $-S(O)_2-R_{10}$ ,  $-NHC(O)NH-R_{10}$ ,  $-NHC(O)N(R_{10})_2$ ,  $-NHC(O)NHSO_2-R_{10}$ ,  $-NHC(O)-R_{10}-N(R_{10})_2$ ,  $-NHC(O)CH(R_{10})(N(R_9)_2)$  or  $-NHC(O)-R_{10}-NH_2$ ;

$R_8$  is -H, substituted or unsubstituted lower alkyl, substituted or unsubstituted aryl, substituted or unsubstituted heterocycle, substituted or unsubstituted cycloalkyl, substituted or unsubstituted alkoxy, halogen, cyano,  $-NO_2$ ,  $-OH$ ,  $-OPO(OH)_2$ ,  $-N(R_9)_2$ ,  $-OC(O)-R_{10}$ ,  $-OC(O)-R_{10}-N(R_{10})_2$ ,  $-C(O)N(R_{10})_2$ ,  $-NHC(O)-R_{10}$ ,  $-NHS(O)_2-R_{10}$ ,  $-S(O)_2-R_{10}$ ,  $-NHC(O)NH-R_{10}$ ,  $-NHC(O)N(R_{10})_2$ ,  $-NHC(O)NHSO_2-R_{10}$ ,  $-NHC(O)-R_{10}-N(R_{10})_2$ ,  $-NHC(O)CH(R_{10})(N(R_9)_2)$  or  $-NHC(O)-R_{10}-NH_2$ , or  $R_8$  with either  $R_c$  or with  $R_7$ , together form  $-O-C(R_{16}R_{17})-O-$  or  $-O-(C(R_{16}R_{17}))_2-O-$ ;

each occurrence of  $R_9$  is independently -H, substituted or unsubstituted lower alkyl, or substituted or unsubstituted cycloalkyl;

each occurrence of  $R_{10}$  is independently substituted or unsubstituted lower alkyl, substituted or unsubstituted cycloalkyl, substituted or unsubstituted aryl, substituted or

unsubstituted lower hydroxyalkyl, or R<sub>10</sub> and a nitrogen to which it is attached form a substituted or unsubstituted heterocycle, or R<sub>10</sub> is -H where appropriate; and each occurrence of R<sub>16</sub> and R<sub>17</sub> is independently -H or halogen.

Compounds of the invention can either be commercially purchased or prepared according to the methods described in the patents or patent publications disclosed herein. Further, optically pure compositions can be asymmetrically synthesized or resolved using known resolving agents or chiral columns as well as other standard synthetic organic chemistry techniques.

As used herein and unless otherwise indicated, the term "pharmaceutically acceptable salt" encompasses non-toxic acid and base addition salts of the compound to which the term refers. Acceptable non-toxic acid addition salts include those derived from organic and inorganic acids or bases known in the art, which include, for example, hydrochloric acid, hydrobromic acid, phosphoric acid, sulfuric acid, methanesulphonic acid, acetic acid, tartaric acid, lactic acid, succinic acid, citric acid, malic acid, maleic acid, sorbic acid, aconitic acid, salicylic acid, phthalic acid, embolic acid, enanthic acid, and the like.

Compounds that are acidic in nature are capable of forming salts with various pharmaceutically acceptable bases. The bases that can be used to prepare pharmaceutically acceptable base addition salts of such acidic compounds are those that form non-toxic base addition salts, *i.e.*, salts containing pharmacologically acceptable cations such as, but not limited to, alkali metal or alkaline earth metal salts and the calcium, magnesium, sodium or potassium salts in particular. Suitable organic bases include, but are not limited to, N,N-dibenzylethylenediamine, chlorprocaine, choline, diethanolamine, ethylenediamine, meglumine (N-methylglucamine), lysine, and procaine.

As used herein and unless otherwise indicated, the term "prodrug" means a derivative of a compound that can hydrolyze, oxidize, or otherwise react under biological conditions (*in vitro* or *in vivo*) to provide the compound. Examples of prodrugs include, but are not limited to, derivatives of selective cytokine inhibitory drugs that comprise biohydrolyzable moieties such as biohydrolyzable amides, biohydrolyzable esters, biohydrolyzable carbamates, biohydrolyzable carbonates, biohydrolyzable ureides, and biohydrolyzable phosphate analogues. Other examples of prodrugs include derivatives of a selective cytokine inhibitory drug that comprise -NO, -NO<sub>2</sub>, -ONO, or -ONO<sub>2</sub> moieties. Prodrugs can typically be prepared using well-known methods, such as those described in 1 *Burger's Medicinal Chemistry and Drug Discovery*, 172-178, 949-982 (Manfred E. Wolff *ed.*, 5th ed. 1995), and *Design of Prodrugs* (H. Bundgaard *ed.*, Elsevier, New York 1985).



As used herein and unless otherwise indicated, the terms "biohydrolyzable amide," "biohydrolyzable ester," "biohydrolyzable carbamate," "biohydrolyzable carbonate," "biohydrolyzable ureide," and "biohydrolyzable phosphate" mean an amide, ester, carbamate, carbonate, ureide, or phosphate, respectively, of a compound that either: 1) does not interfere with the biological activity of the compound but can confer upon that compound advantageous properties *in vivo*, such as uptake, duration of action, or onset of action; or 2) is biologically inactive but is converted *in vivo* to the biologically active compound. Examples of biohydrolyzable esters include, but are not limited to, lower alkyl esters, lower acyloxyalkyl esters (such as acetoxymethyl, acetoxylethyl, aminocarbonyloxymethyl, pivaloyloxymethyl, and pivaloyloxyethyl esters), lactonyl esters (such as phthalidyl and thiophthalidyl esters), lower alkoxyacyloxyalkyl esters (such as methoxycarbonyloxymethyl, ethoxycarbonyloxyethyl and isopropoxycarbonyloxyethyl esters), alkoxyalkyl esters, choline esters, and acylamino alkyl esters (such as acetamidomethyl esters). Examples of biohydrolyzable amides include, but are not limited to, lower alkyl amides,  $\alpha$ -amino acid amides, alkoxyacyl amides, and alkylaminoalkylcarbonyl amides. Examples of biohydrolyzable carbamates include, but are not limited to, lower alkylamines, substituted ethylenediamines, aminoacids, hydroxyalkylamines, heterocyclic and heteroaromatic amines, and polyether amines.

Various selective cytokine inhibitory drugs contain one or more chiral centers, and can exist as racemic mixtures of enantiomers or mixtures of diastereomers. This invention encompasses the use of stereomerically pure forms of such compounds, as well as the use of mixtures of those forms. For example, mixtures comprising equal or unequal amounts of the enantiomers of selective cytokine inhibitory drugs may be used in methods and compositions of the invention. The purified (R) or (S) enantiomers of the specific compounds disclosed herein may be used substantially free of its other enantiomer.

As used herein and unless otherwise indicated, the term "stereomerically pure" means a composition that comprises one stereoisomer of a compound and is substantially free of other stereoisomers of that compound. For example, a stereomerically pure composition of a compound having one chiral center will be substantially free of the opposite enantiomer of the compound. A stereomerically pure composition of a compound having two chiral centers will be substantially free of other diastereomers of the compound. A typical stereomerically pure compound comprises greater than about 80% by weight of one stereoisomer of the compound and less than about 20% by weight of other stereoisomers of the compound, more preferably greater than about 90% by weight of one stereoisomer of the compound and less than about 10% by weight of the other stereoisomers

of the compound, even more preferably greater than about 95% by weight of one stereoisomer of the compound and less than about 5% by weight of the other stereoisomers of the compound, and most preferably greater than about 97% by weight of one stereoisomer of the compound and less than about 3% by weight of the other stereoisomers of the compound.

As used herein and unless otherwise indicated, the term "stereomerically enriched" means a composition that comprises greater than about 60% by weight of one stereoisomer of a compound, preferably greater than about 70% by weight, more preferably greater than about 80% by weight of one stereoisomer of a compound.

As used herein and unless otherwise indicated, the term "enantiomerically pure" means a stereomerically pure composition of a compound having one chiral center. Similarly, the term "enantiomerically enriched" means a stereomerically enriched composition of a compound having one chiral center.

It should be noted that if there is a discrepancy between a depicted structure and a name given that structure, the depicted structure is to be accorded more weight. In addition, if the stereochemistry of a structure or a portion of a structure is not indicated with, for example, bold or dashed lines, the structure or portion of the structure is to be interpreted as encompassing all stereoisomers of it.

#### **4.2 SECOND ACTIVE INGREDIENTS**

As discussed above, a second active ingredient or agent can be used in the methods and compositions of the invention together with selective cytokine inhibitory drugs, particularly conventional agents used in MDS patients. Preferably, the second active agents are capable of reversing the process of ineffective blood cell production. Specific second active agents also stimulate the division and differentiation of committed erythroid progenitors in cells *in vitro* or *in vivo*.

Second active agents can be large molecules (*e.g.*, proteins) or small molecules (*e.g.*, synthetic inorganic, organometallic, or organic molecules). The second active ingredient includes cytokines, hematopoietic growth factors, cytotoxic agents, immunomodulatory agents, anti-cancer agents, antibiotics, antifungals and the like. Particular agents include, but are not limited to, etanercept (Enbrel®), imatinib (Glivec®), anti-TNF- $\alpha$  antibodies, infliximab (Remicade®), G-CSF, GM-CSF, EPO, dexamethasone, topotecan, irinotecan, thalidomide, IMiDs™, pentoxifylline, ciprofloxacin, vinorelbine, IL2, IL8, IL18, Ara-C, isotretinoin, 13-cis-retinoic acid, 12-O-tetradecanoylphorbol-13-acetate (TPA), 5-AZA2'-deoxycytidine, 9-nitrocamp-tothecin, transretinoic acid, amifostine, amphotericin B and



liposomal amphotericin B, anti-CD-20 monoclonal antibody, anti-thymocyte globulin (ATG), arsenic trioxide, azacytidine, bevacizumab, bismuth monoclonal antibody, bryostatin, busulfan, caspofungin acetate, celecoxib, cladribine, cyclophosphamide, cyclosporine, cytarabine, cytosine, daunorubicin, doxorubicin, depsipeptide, etoposide, farresy transferase inhibitor, flavopiridol, Flt3 ligand, fludarabine, gentuzumab ozogomicin (mylotarg), humanized monoclonal anti-VEGF antibody, idarubicine, leucovorin, melphalan, mitoxantrone, monoclonal antibody ABX-CBL, monoclonal antibody CD52, mycophenolate mofetil, omega-3 fatty acids, oblimersen, pentostatin, phenylbutyrate, PR1 leukemia peptide vaccine, montanide, sodium phenyl-butyrates, sodium salicylate, temozolomide, thymoglobulin, troxatyl, tumor necrosis factor receptor IgG chimera, Yttrium Y 90 humanized monoclonal antibody M195. In a specific embodiment of the invention, a compound of the invention is used in a regimen with each of the following, pentoxifylline, ciprofloxacin, and/or dexamethasone.

This invention also encompasses the use of native, naturally occurring, and recombinant proteins. The invention further encompasses mutants and derivatives (*e.g.*, modified forms) of naturally occurring proteins that exhibit, *in vivo*, at least some of the pharmacological activity of the proteins upon which they are based. Examples of mutants include, but are not limited to, proteins that have one or more amino acid residues that differ from the corresponding residues in the naturally occurring forms of the proteins. Also encompassed by the term "mutants" are proteins that lack carbohydrate moieties normally present in their naturally occurring forms (*e.g.*, nonglycosylated forms). Examples of derivatives include, but are not limited to, pegylated derivatives and fusion proteins, such as proteins formed by fusing IgG1 or IgG3 to the protein or active portion of the protein of interest. *See, e.g.*, Penichet, M.L. and Morrison, S.L., *J. Immunol. Methods* 248:91-101 (2001).

Recombinant and mutated forms of G-CSF can be prepared as described in U.S. patent nos. 4,810,643; 4,999,291; 5,528,823; and 5,580,755; all of which are incorporated herein by reference. Recombinant and mutated forms of GM-CSF can be prepared as described in U.S. patent nos. 5,391,485; 5,393,870; and 5,229,496; all of which are incorporated herein by reference. In fact, recombinant forms of G-CSF and GM-CSF are currently sold in the United States for the treatment of symptoms associated with specific chemotherapies. A recombinant form of G-CSF known as filgrastim is sold in the United States under the trade name Neupogen®. Neupogen® is known to stimulate division and maturation of granulocytes, mostly neutrophils, in MDS patients and to enhance erythroid response in combination with EPO. *Physicians' Desk Reference*, 587-592 (56th ed., 2002).

A recombinant form of GM-CSF known as sargramostim is also sold in the United States under the trade name Leukine®. Leukine® is known to stimulate division and maturation of earlier myeloid and macrophage precursor cells and has been reported to increase granulocytes. *Physicians' Desk Reference*, 1755-1760 (56th ed., 2002). A recombinant form of EPO known as epoetin alfa is sold in the United States under the trade name Epogen®. Epogen® is used to stimulate red cell production by stimulating division and maturation of committed red cell precursor cells. Epogen® has been reported to be effective in 20-26% of MDS patient when administered by itself and in as many as 48% of patients when combined with G-CSF or GM-CSF. *Physicians' Desk Reference*, 582-587 (56th ed., 2002).

A growth-factor or cytokine such as G-CSF, GM-CSF and EPO can also be administered in the form of a vaccine. For example, vaccines that secrete, or cause the secretion of, cytokines such as G-CSF and GM-CSF can be used in the methods, pharmaceutical compositions, and kits of the invention. *See, e.g., Emens, L.A., et al., Curr. Opinion Mol. Ther.* 3(1):77-84 (2001).

Other compounds that can be administered or used in combination with selective cytokine inhibitory drugs include those disclosed in U.S. provisional patent application no. 60/380,842, filed May 17, 2002, and U.S. provisional patent application no. 60/380,843, filed May 17, 2002, both of which are incorporated herein by reference.

### **4.3 METHODS OF TREATMENT AND MANAGEMENT**

Methods of this invention encompass methods of preventing, treating and/or managing various types of MDS. As used herein, unless otherwise specified, the term "preventing" includes but is not limited to, inhibition or the averting of symptoms associated with MDS. The symptoms associated with MDS include, but are not limited to, anemia, thrombocytopenia, neutropenia, cytopenias, bicytopenia (two deficient cell lines), and pancytopenia (three deficient cell lines). As used herein, unless otherwise specified, the term "treating" refers to the administration of a composition after the onset of symptoms of MDS whereas "preventing" refers to the administration prior to the onset of symptoms, particularly to patients at risk of MDS. As used herein and unless otherwise indicated, the term "managing" encompasses preventing the recurrence of MDS in a patient who had suffered from MDS, lengthening the time a patient who had suffered from MDS remains in remission, and/or preventing the occurrence of MDS in patients at risk of suffering from MDS.



The invention encompasses methods of treating or preventing patients with primary and secondary MDS. It further encompasses methods treating patients who have been previously treated for MDS, as well as those who have not previously been treated for MDS. Because patients with MDS have heterogenous clinical manifestations and varying clinical outcomes, it has become apparent that staging the patients according to their prognosis and approaching therapy depending on the severity and stage is necessary. Indeed, the methods and compositions of this invention can be used in various stages of treatments for patients with one or more types of MDS including, but not limited to, refractory anemia (RA), RA with ringed sideroblasts (RARS), RA with excess blasts (RAEB), RAEB in transformation (RAEB-T), or chronic myelomonocytic leukemia (CMML). The invention is particularly well-suited for the elderly, *e.g.*, people over 60.

Methods encompassed by this invention comprise administering one or more selective cytokine inhibitory drugs, or a pharmaceutically acceptable salt, solvate, hydrate, stereoisomer, clathrate, or prodrug thereof to a patient (*e.g.*, a human) suffering, or likely to suffer, from MDS.

Another method comprises administering 1) a selective cytokine inhibitory drug, or a pharmaceutically acceptable salt, solvate, hydrate, stereoisomer, clathrate, or prodrug thereof, and 2) a second active agent or active ingredient. Examples of selective cytokine inhibitory drugs are disclosed herein (*see, e.g.*, section 4.1); and examples of the second active agents are also disclosed herein (*see, e.g.*, section 4.2).

Administration of selective cytokine inhibitory drugs and the second active agents to a patient can occur simultaneously or sequentially by the same or different routes of administration. The suitability of a particular route of administration employed for a particular active agent will depend on the active agent itself (*e.g.*, whether it can be administered orally without decomposing prior to entering the blood stream) and the disease being treated. A preferred route of administration for a selective cytokine inhibitory drug is orally. Preferred routes of administration for the second active agents or ingredients of the invention are known to those of ordinary skill in the art. *See, e.g., Physicians' Desk Reference, 1755-1760 (56th ed., 2002).*

In one embodiment of the invention, the recommended daily dose range of a selective cytokine inhibitory drug for the conditions described herein lie within the range of from about 1 mg to about 10,000 mg per day, given as a single once-a-day dose, or preferably in divided doses throughout a day. More specifically, the daily dose is administered twice daily in equally divided doses. Specifically, a daily dose range should be from about 1 mg to about 5,000 mg per day, more specifically, between about 10 mg and



about 2,500 mg per day, between about 100 mg and about 800 mg per day, between about 100 mg and about 1,200 mg per day, or between about 25 mg and about 2,500 mg per day. In managing the patient, the therapy should be initiated at a lower dose, perhaps about 1 mg to about 2,500 mg, and increased if necessary up to about 200 mg to about 5,000 mg per day as either a single dose or divided doses, depending on the patient's global response. In a particular embodiment, 3-(3,4-dimethoxy-phenyl)-3-(1-oxo-1,3-dihydro-isoindol-2-yl)-propionamide can be preferably administered in an amount of about 400, 800, 1,200, 2,500, 5,000 or 10,000 mg a day as two divided doses.

In another embodiment, the selective cytokine inhibitory drug is administered in conjunction with the second active agent. The second active agent is administered orally, intravenously or subcutaneously and once or twice daily in an amount of from about 1 to about 1000 mg, from about 5 to about 500 mg, from about 10 to about 350 mg, or from about 50 to about 200 mg. The specific amount of the second active agent will depend on the specific agent used, the type of MDS being treated or managed, the severity and stage of MDS, and the amount(s) of selective cytokine inhibitory drugs and any optional additional active agents concurrently administered to the patient. In a particular embodiment, the second active agent is etanercept (Enbrel®), imatinib (Glivec®), anti-TNF- $\alpha$  antibodies, infliximab (Remicade®), GM-CSF, G-CSF, EPO, transretinoic acid, dexamethasone, topotecan, pentoxifylline, ciprofloxacin, dexamethasone, IL2, IL8, IL18, Ara-C, vinorelbine, or a combination thereof. GM-CSF is administered in an amount of from about 60 to about 500 mcg/m<sup>2</sup> intravenously over 2 hours, or from about 5 to about 12 mcg/m<sup>2</sup>/day subcutaneously. G-CSF is administered subcutaneously in an amount of about 1 mcg/kg/day initially and can be adjusted depending on rise of total granulocyte counts. The maintenance dose is 300 (in smaller patients) or 480 mcg subcutaneously. EPO is administered subcutaneously in an amount of 10,000 Unit 3 times per week.

In still another embodiment, this invention encompasses a method of treating, preventing and/or managing MDS which comprises administering a selective cytokine inhibitory drug, or a pharmaceutically acceptable salt, solvate, hydrate, stereoisomer, clathrate, or prodrug thereof, in conjunction with transplantation therapy. As discussed elsewhere herein, the treatment of MDS is based on the stages and mechanism of the disease. As inevitable leukemic transformation develops in certain stages of MDS, transplantation of peripheral blood stem cells, hematopoietic stem cell preparation, cord blood or bone marrow may be necessary. The combined use of the selective cytokine inhibitory drug and the transplantation therapy provides a unique and unexpected synergism. In particular, selective cytokine inhibitory drugs exhibit cytokine inhibitory



activity that may provide additive or synergistic effects when given concurrently with transplantation therapy in patients with MDS. Selective cytokine inhibitory drugs can work in combination with transplantation therapy reducing complications associated with the invasive procedure of transplantation and risk of related Graft Versus Host Disease (GVHD). This invention encompasses a method of treating, preventing and/or managing MDS which comprises administering to a patient (*e.g.*, a human) a selective cytokine inhibitory drug, or a pharmaceutically acceptable salt, solvate, hydrate, stereoisomer, clathrate, or prodrug thereof, before, during, or after the transplantation of umbilical cord blood, placental blood, peripheral blood stem cell, hematopoietic stem cell preparation or bone marrow. Examples of stem cells suitable for use in the methods of the invention are disclosed in U.S. provisional patent application no. 60/372,348, filed April 12, 2002 by R. Hariri *et al.*, the entirety of which is incorporated herein by reference.

In certain embodiments, the prophylactic or therapeutic agents of the invention are cyclically administered to a patient. Cycling therapy involves the administration of a first agent for a period of time, followed by the administration of the agent and/or the second agent for a period of time and repeating this sequential administration. Cycling therapy can reduce the development of resistance to one or more of the therapies, avoid or reduce the side effects of one of the therapies, and/or improves the efficacy of the treatment.

In a particular embodiment, prophylactic or therapeutic agents are administered in a cycle of about 24 weeks, about once or twice every day. One cycle can comprise the administration of a therapeutic or prophylactic agent and at least one (1) or three (3) weeks of rest. The number of cycles administered is from about 1 to about 12 cycles, more typically from about 2 to about 10 cycles, and more typically from about 2 to about 8 cycles.

#### **4.4 PHARMACEUTICAL COMPOSITIONS AND SINGLE UNIT DOSAGE FORMS**

Pharmaceutical compositions can be used in the preparation of individual, single unit dosage forms. Pharmaceutical compositions and dosage forms of the invention comprise a selective cytokine inhibitory drug, or a pharmaceutically acceptable salt, solvate, hydrate, stereoisomer, clathrate, or prodrug thereof. Pharmaceutical compositions and dosage forms of the invention can further comprise one or more excipients.

Pharmaceutical compositions and dosage forms of the invention can also comprise one or more additional active ingredients. Consequently, pharmaceutical compositions and dosage forms of the invention comprise the active ingredients disclosed herein (*e.g.*, a



selective cytokine inhibitory drug, or a pharmaceutically acceptable salt, solvate, hydrate, stereoisomer, clathrate, or prodrug thereof, and a second active ingredient). Examples of optional additional active ingredients are disclosed herein (see, *e.g.*, section 4.2).

Single unit dosage forms of the invention are suitable for oral, mucosal (*e.g.*, nasal, sublingual, vaginal, buccal, or rectal), or parenteral (*e.g.*, subcutaneous, intravenous, bolus injection, intramuscular, or intraarterial), transdermal or transcutaneous administration to a patient. Examples of dosage forms include, but are not limited to: tablets; caplets; capsules, such as soft elastic gelatin capsules; cachets; troches; lozenges; dispersions; suppositories; powders; aerosols (*e.g.*, nasal sprays or inhalers); gels; liquid dosage forms suitable for oral or mucosal administration to a patient, including suspensions (*e.g.*, aqueous or non-aqueous liquid suspensions, oil-in-water emulsions, or a water-in-oil liquid emulsions), solutions, and elixirs; liquid dosage forms suitable for parenteral administration to a patient; and sterile solids (*e.g.*, crystalline or amorphous solids) that can be reconstituted to provide liquid dosage forms suitable for parenteral administration to a patient.

The composition, shape, and type of dosage forms of the invention will typically vary depending on their use. For example, a dosage form used in the acute treatment of a disease may contain larger amounts of one or more of the active ingredients it comprises than a dosage form used in the chronic treatment of the same disease. Similarly, a parenteral dosage form may contain smaller amounts of one or more of the active ingredients it comprises than an oral dosage form used to treat the same disease. These and other ways in which specific dosage forms encompassed by this invention will vary from one another will be readily apparent to those skilled in the art. *See, e.g.*, Remington's Pharmaceutical Sciences, 18th ed., Mack Publishing, Easton PA (1990).

Typical pharmaceutical compositions and dosage forms comprise one or more excipients. Suitable excipients are well known to those skilled in the art of pharmacy, and non-limiting examples of suitable excipients are provided herein. Whether a particular excipient is suitable for incorporation into a pharmaceutical composition or dosage form depends on a variety of factors well known in the art including, but not limited to, the way in which the dosage form will be administered to a patient. For example, oral dosage forms such as tablets may contain excipients not suited for use in parenteral dosage forms. The suitability of a particular excipient may also depend on the specific active ingredients in the dosage form. For example, the decomposition of some active ingredients may be accelerated by some excipients such as lactose, or when exposed to water. Active ingredients that comprise primary or secondary amines are particularly susceptible to such accelerated decomposition. Consequently, this invention encompasses pharmaceutical



compositions and dosage forms that contain little, if any, lactose other mono- or disaccharides. As used herein, the term "lactose-free" means that the amount of lactose present, if any, is insufficient to substantially increase the degradation rate of an active ingredient.

Lactose-free compositions of the invention can comprise excipients that are well known in the art and are listed, for example, in the U.S. Pharmacopeia (USP) 25-NF20 (2002). In general, lactose-free compositions comprise active ingredients, a binder/filler, and a lubricant in pharmaceutically compatible and pharmaceutically acceptable amounts. Preferred lactose-free dosage forms comprise active ingredients, microcrystalline cellulose, pre-gelatinized starch, and magnesium stearate.

This invention further encompasses anhydrous pharmaceutical compositions and dosage forms comprising active ingredients, since water can facilitate the degradation of some compounds. For example, the addition of water (*e.g.*, 5%) is widely accepted in the pharmaceutical arts as a means of simulating long-term storage in order to determine characteristics such as shelf-life or the stability of formulations over time. See, *e.g.*, Jens T. Carstensen, *Drug Stability: Principles & Practice*, 2d. Ed., Marcel Dekker, NY, NY, 1995, pp. 379-80. In effect, water and heat accelerate the decomposition of some compounds. Thus, the effect of water on a formulation can be of great significance since moisture and/or humidity are commonly encountered during manufacture, handling, packaging, storage, shipment, and use of formulations.

Anhydrous pharmaceutical compositions and dosage forms of the invention can be prepared using anhydrous or low moisture containing ingredients and low moisture or low humidity conditions. Pharmaceutical compositions and dosage forms that comprise lactose and at least one active ingredient that comprises a primary or secondary amine are preferably anhydrous if substantial contact with moisture and/or humidity during manufacturing, packaging, and/or storage is expected.

An anhydrous pharmaceutical composition should be prepared and stored such that its anhydrous nature is maintained. Accordingly, anhydrous compositions are preferably packaged using materials known to prevent exposure to water such that they can be included in suitable formulary kits. Examples of suitable packaging include, but are not limited to, hermetically sealed foils, plastics, unit dose containers (*e.g.*, vials), blister packs, and strip packs.

The invention further encompasses pharmaceutical compositions and dosage forms that comprise one or more compounds that reduce the rate by which an active ingredient

will decompose. Such compounds, which are referred to herein as "stabilizers," include, but are not limited to, antioxidants such as ascorbic acid, pH buffers, or salt buffers.

Like the amounts and types of excipients, the amounts and specific types of active ingredients in a dosage form may differ depending on factors such as, but not limited to, the route by which it is to be administered to patients. However, typical dosage forms of the invention comprise a selective cytokine inhibitory drug, or a pharmaceutically acceptable salt, solvate, hydrate, stereoisomer, clathrate, or prodrug thereof in an amount of from about 1 to about 1,200 mg. Typical dosage forms comprise a selective cytokine inhibitory drug, or a pharmaceutically acceptable salt, solvate, hydrate, stereoisomer, clathrate, or prodrug thereof in an amount of about 1, 2, 5, 10, 25, 50, 100, 200, 400, 800, 1,200, 2,500, 5,000 or 10,000 mg. In a particular embodiment, a preferred dosage form comprises 3-(3,4-dimethoxy-phenyl)-3-(1-oxo-1,3-dihydro-isoindol-2-yl)-propionamide in an amount of about 400, 800 or 1,200 mg. Typical dosage forms comprise the second active ingredient in an amount of 1 to about 1000 mg, from about 5 to about 500 mg, from about 10 to about 350 mg, or from about 50 to about 200 mg. Of course, the specific amount of the second active ingredient will depend on the specific agent used, the type of MDS being treated or managed, and the amount(s) of selective cytokine inhibitory drugs and any optional additional active agents concurrently administered to the patient.

#### **4.4.1 ORAL DOSAGE FORMS**

Pharmaceutical compositions of the invention that are suitable for oral administration can be presented as discrete dosage forms, such as, but are not limited to, tablets (*e.g.*, chewable tablets), caplets, capsules, and liquids (*e.g.*, flavored syrups). Such dosage forms contain predetermined amounts of active ingredients, and may be prepared by methods of pharmacy well known to those skilled in the art. *See generally, Remington's Pharmaceutical Sciences*, 18th ed., Mack Publishing, Easton PA (1990).

Typical oral dosage forms of the invention are prepared by combining the active ingredients in an intimate admixture with at least one excipient according to conventional pharmaceutical compounding techniques. Excipients can take a wide variety of forms depending on the form of preparation desired for administration. For example, excipients suitable for use in oral liquid or aerosol dosage forms include, but are not limited to, water, glycols, oils, alcohols, flavoring agents, preservatives, and coloring agents. Examples of excipients suitable for use in solid oral dosage forms (*e.g.*, powders, tablets, capsules, and caplets) include, but are not limited to, starches, sugars, micro-crystalline cellulose, diluents, granulating agents, lubricants, binders, and disintegrating agents.



Because of their ease of administration, tablets and capsules represent the most advantageous oral dosage unit forms, in which case solid excipients are employed. If desired, tablets can be coated by standard aqueous or nonaqueous techniques. Such dosage forms can be prepared by any of the methods of pharmacy. In general, pharmaceutical compositions and dosage forms are prepared by uniformly and intimately admixing the active ingredients with liquid carriers, finely divided solid carriers, or both, and then shaping the product into the desired presentation if necessary.

For example, a tablet can be prepared by compression or molding. Compressed tablets can be prepared by compressing in a suitable machine the active ingredients in a free-flowing form such as powder or granules, optionally mixed with an excipient. Molded tablets can be made by molding in a suitable machine a mixture of the powdered compound moistened with an inert liquid diluent.

Examples of excipients that can be used in oral dosage forms of the invention include, but are not limited to, binders, fillers, disintegrants, and lubricants. Binders suitable for use in pharmaceutical compositions and dosage forms include, but are not limited to, corn starch, potato starch, or other starches, gelatin, natural and synthetic gums such as acacia, sodium alginate, alginic acid, other alginates, powdered tragacanth, guar gum, cellulose and its derivatives (*e.g.*, ethyl cellulose, cellulose acetate, carboxymethyl cellulose calcium, sodium carboxymethyl cellulose), polyvinyl pyrrolidone, methyl cellulose, pre-gelatinized starch, hydroxypropyl methyl cellulose, (*e.g.*, Nos. 2208, 2906, 2910), microcrystalline cellulose, and mixtures thereof.

Suitable forms of microcrystalline cellulose include, but are not limited to, the materials sold as AVICEL-PH-101, AVICEL-PH-103 AVICEL RC-581, AVICEL-PH-105 (available from FMC Corporation, American Viscose Division, Avicel Sales, Marcus Hook, PA), and mixtures thereof. A specific binder is a mixture of microcrystalline cellulose and sodium carboxymethyl cellulose sold as AVICEL RC-581. Suitable anhydrous or low moisture excipients or additives include AVICEL-PH-103™ and Starch 1500 LM.

Examples of fillers suitable for use in the pharmaceutical compositions and dosage forms disclosed herein include, but are not limited to, talc, calcium carbonate (*e.g.*, granules or powder), microcrystalline cellulose, powdered cellulose, dextrates, kaolin, mannitol, silicic acid, sorbitol, starch, pre-gelatinized starch, and mixtures thereof. The binder or filler in pharmaceutical compositions of the invention is typically present in from about 50 to about 99 weight percent of the pharmaceutical composition or dosage form.

Disintegrants are used in the compositions of the invention to provide tablets that disintegrate when exposed to an aqueous environment. Tablets that contain too much

disintegrant may disintegrate in storage, while those that contain too little may not disintegrate at a desired rate or under the desired conditions. Thus, a sufficient amount of disintegrant that is neither too much nor too little to detrimentally alter the release of the active ingredients should be used to form solid oral dosage forms of the invention. The amount of disintegrant used varies based upon the type of formulation, and is readily discernible to those of ordinary skill in the art. Typical pharmaceutical compositions comprise from about 0.5 to about 15 weight percent of disintegrant, preferably from about 1 to about 5 weight percent of disintegrant.

Disintegrants that can be used in pharmaceutical compositions and dosage forms of the invention include, but are not limited to, agar-agar, alginic acid, calcium carbonate, microcrystalline cellulose, croscarmellose sodium, crospovidone, polacrillin potassium, sodium starch glycolate, potato or tapioca starch, other starches, pre-gelatinized starch, other starches, clays, other alginates, other celluloses, gums, and mixtures thereof.

Lubricants that can be used in pharmaceutical compositions and dosage forms of the invention include, but are not limited to, calcium stearate, magnesium stearate, mineral oil, light mineral oil, glycerin, sorbitol, mannitol, polyethylene glycol, other glycols, stearic acid, sodium lauryl sulfate, talc, hydrogenated vegetable oil (*e.g.*, peanut oil, cottonseed oil, sunflower oil, sesame oil, olive oil, corn oil, and soybean oil), zinc stearate, ethyl oleate, ethyl laureate, agar, and mixtures thereof. Additional lubricants include, for example, a syloid silica gel (AEROSIL200, manufactured by W.R. Grace Co. of Baltimore, MD), a coagulated aerosol of synthetic silica (marketed by Degussa Co. of Plano, TX), CAB-O-SIL (a pyrogenic silicon dioxide product sold by Cabot Co. of Boston, MA), and mixtures thereof. If used at all, lubricants are typically used in an amount of less than about 1 weight percent of the pharmaceutical compositions or dosage forms into which they are incorporated.

A preferred solid oral dosage form of the invention comprises a selective cytokine inhibitory drug, anhydrous lactose, microcrystalline cellulose, polyvinylpyrrolidone, stearic acid, colloidal anhydrous silica, and gelatin.

#### **4.4.2 DELAYED RELEASE DOSAGE FORMS**

Active ingredients of the invention can be administered by controlled release means or by delivery devices that are well known to those of ordinary skill in the art. Examples include, but are not limited to, those described in U.S. Patent Nos.: 3,845,770; 3,916,899; 3,536,809; 3,598,123; and 4,008,719, 5,674,533, 5,059,595, 5,591,767, 5,120,548, 5,073,543, 5,639,476, 5,354,556, and 5,733,566, each of which is incorporated herein by



reference. Such dosage forms can be used to provide slow or controlled-release of one or more active ingredients using, for example, hydropropylmethyl cellulose, other polymer matrices, gels, permeable membranes, osmotic systems, multilayer coatings, microparticles, liposomes, microspheres, or a combination thereof to provide the desired release profile in varying proportions. Suitable controlled-release formulations known to those of ordinary skill in the art, including those described herein, can be readily selected for use with the active ingredients of the invention. The invention thus encompasses single unit dosage forms suitable for oral administration such as, but not limited to, tablets, capsules, gelcaps, and caplets that are adapted for controlled-release.

All controlled-release pharmaceutical products have a common goal of improving drug therapy over that achieved by their non-controlled counterparts. Ideally, the use of an optimally designed controlled-release preparation in medical treatment is characterized by a minimum of drug substance being employed to cure or control the condition in a minimum amount of time. Advantages of controlled-release formulations include extended activity of the drug, reduced dosage frequency, and increased patient compliance. In addition, controlled-release formulations can be used to affect the time of onset of action or other characteristics, such as blood levels of the drug, and can thus affect the occurrence of side (*e.g.*, adverse) effects.

Most controlled-release formulations are designed to initially release an amount of drug (active ingredient) that promptly produces the desired therapeutic effect, and gradually and continually release of other amounts of drug to maintain this level of therapeutic or prophylactic effect over an extended period of time. In order to maintain this constant level of drug in the body, the drug must be released from the dosage form at a rate that will replace the amount of drug being metabolized and excreted from the body. Controlled-release of an active ingredient can be stimulated by various conditions including, but not limited to, pH, temperature, enzymes, water, or other physiological conditions or compounds.

#### **4.4.3 PARENTERAL DOSAGE FORMS**

Parenteral dosage forms can be administered to patients by various routes including, but not limited to, subcutaneous, intravenous (including bolus injection), intramuscular, and intraarterial. Because their administration typically bypasses patients' natural defenses against contaminants, parenteral dosage forms are preferably sterile or capable of being sterilized prior to administration to a patient. Examples of parenteral dosage forms include, but are not limited to, solutions ready for injection, dry products ready to be dissolved or

suspended in a pharmaceutically acceptable vehicle for injection, suspensions ready for injection, and emulsions.

Suitable vehicles that can be used to provide parenteral dosage forms of the invention are well known to those skilled in the art. Examples include, but are not limited to: Water for Injection USP; aqueous vehicles such as, but not limited to, Sodium Chloride Injection, Ringer's Injection, Dextrose Injection, Dextrose and Sodium Chloride Injection, and Lactated Ringer's Injection; water-miscible vehicles such as, but not limited to, ethyl alcohol, polyethylene glycol, and polypropylene glycol; and non-aqueous vehicles such as, but not limited to, corn oil, cottonseed oil, peanut oil, sesame oil, ethyl oleate, isopropyl myristate, and benzyl benzoate.

Compounds that increase the solubility of one or more of the active ingredients disclosed herein can also be incorporated into the parenteral dosage forms of the invention. For example, cyclodextrin and its derivatives can be used to increase the solubility of a selective cytokine inhibitory drug and its derivatives. *See, e.g.*, U.S. Patent No. 5,134,127, which is incorporated herein by reference.

#### **4.4.4 TOPICAL AND MUCOSAL DOSAGE FORMS**

Topical and mucosal dosage forms of the invention include, but are not limited to, sprays, aerosols, solutions, emulsions, suspensions, or other forms known to one of skill in the art. *See, e.g.*, *Remington's Pharmaceutical Sciences*, 16<sup>th</sup> and 18<sup>th</sup> eds., Mack Publishing, Easton PA (1980 & 1990); and *Introduction to Pharmaceutical Dosage Forms*, 4th ed., Lea & Febiger, Philadelphia (1985). Dosage forms suitable for treating mucosal tissues within the oral cavity can be formulated as mouthwashes or as oral gels.

Suitable excipients (*e.g.*, carriers and diluents) and other materials that can be used to provide topical and mucosal dosage forms encompassed by this invention are well known to those skilled in the pharmaceutical arts, and depend on the particular tissue to which a given pharmaceutical composition or dosage form will be applied. With that fact in mind, typical excipients include, but are not limited to, water, acetone, ethanol, ethylene glycol, propylene glycol, butane-1,3-diol, isopropyl myristate, isopropyl palmitate, mineral oil, and mixtures thereof to form solutions, emulsions or gels, which are non-toxic and pharmaceutically acceptable. Moisturizers or humectants can also be added to pharmaceutical compositions and dosage forms if desired. Examples of such additional ingredients are well known in the art. *See, e.g.*, *Remington's Pharmaceutical Sciences*, 16<sup>th</sup> and 18<sup>th</sup> eds., Mack Publishing, Easton PA (1980 & 1990).



The pH of a pharmaceutical composition or dosage form may also be adjusted to improve delivery of one or more active ingredients. Similarly, the polarity of a solvent carrier, its ionic strength, or tonicity can be adjusted to improve delivery. Compounds such as stearates can also be added to pharmaceutical compositions or dosage forms to advantageously alter the hydrophilicity or lipophilicity of one or more active ingredients so as to improve delivery. In this regard, stearates can serve as a lipid vehicle for the formulation, as an emulsifying agent or surfactant, and as a delivery-enhancing or penetration-enhancing agent. Different salts, hydrates or solvates of the active ingredients can be used to further adjust the properties of the resulting composition.

#### 4.4.5 KITS

Typically, active ingredients of the invention are preferably not administered to a patient at the same time or by the same route of administration. This invention therefore encompasses kits which, when used by the medical practitioner, can simplify the administration of appropriate amounts of active ingredients to a patient.

A typical kit of the invention comprises a dosage form of a selective cytokine inhibitory drug, or a pharmaceutically acceptable salt, solvate, hydrate, stereoisomer, prodrug, or clathrate thereof. Kits encompassed by this invention can further comprise additional active ingredients such as G-CSF, GM-CSF, EPO, topotecan, pentoxifylline, ciprofloxacin, dexamethasone, IL2, IL8, IL18, Ara-C, vinorelbine, isotretinoin, 13-cis-retinoic acid, or a pharmacologically active mutant or derivative thereof, or a combination thereof. Examples of the additional active ingredients include, but are not limited to, those disclosed herein (*see, e.g.*, section 4.2).

Kits of the invention can further comprise devices that are used to administer the active ingredients. Examples of such devices include, but are not limited to, syringes, drip bags, patches, and inhalers.

Kits of the invention can further comprise cells or blood for transplantation as well as pharmaceutically acceptable vehicles that can be used to administer one or more active ingredients. For example, if an active ingredient is provided in a solid form that must be reconstituted for parenteral administration, the kit can comprise a sealed container of a suitable vehicle in which the active ingredient can be dissolved to form a particulate-free sterile solution that is suitable for parenteral administration. Examples of pharmaceutically acceptable vehicles include, but are not limited to: Water for Injection USP; aqueous vehicles such as, but not limited to, Sodium Chloride Injection, Ringer's Injection, Dextrose Injection, Dextrose and Sodium Chloride Injection, and Lactated Ringer's Injection; water-

miscible vehicles such as, but not limited to, ethyl alcohol, polyethylene glycol, and polypropylene glycol; and non-aqueous vehicles such as, but not limited to, corn oil, cottonseed oil, peanut oil, sesame oil, ethyl oleate, isopropyl myristate, and benzyl benzoate.

## 5. EXAMPLES

Excessive production of the growth inhibitory cytokine TNF- $\alpha$  is demonstrated in bone marrow plasma of patients with MDS, implicating TNF- $\alpha$  as a critical negative regulator of erythroid progenitor survival in the disorder. A study with a selective cytokine inhibitory drug is conducted. The following studies are intended to further illustrate the invention without limiting its scope.

### 5.1 PHARMACOLOGY STUDIES

A series of non-clinical pharmacology studies are performed to support the clinical evaluation of selective cytokine inhibitory drugs in human subjects. These studies are performed in accordance with internationally recognized guidelines for study design and in compliance with the requirements of Good Laboratory Practice (GLP), unless otherwise noted.

The pharmacological properties of 3-(3,4-dimethoxy-phenyl)-3-(1-oxo-1,3-dihydro-isoindol-2-yl)-propionamide, including activity comparisons with thalidomide, are characterized in *in vitro* studies. Studies examine the effects of 3-(3,4-dimethoxy-phenyl)-3-(1-oxo-1,3-dihydro-isoindol-2-yl)-propionamide on the production of various cytokines. In addition, a safety pharmacology study of -(3,4-dimethoxy-phenyl)-3-(1-oxo-1,3-dihydro-isoindol-2-yl)-propionamide is conducted in dogs and the effects of the compound on ECG parameters are examined further as part of three repeat-dose toxicity studies in primates.

### 5.2 MODULATION OF CYTOKINE PRODUCTION

Inhibition of TNF- $\alpha$  production following LPS-stimulation of human PBMC and human whole blood by 3-(3,4-dimethoxy-phenyl)-3-(1-oxo-1,3-dihydro-isoindol-2-yl)-propionamide is investigated *in vitro* (Muller *et al.*, *Bioorg. Med. Chem. Lett.* 9:1625-1630, 1999). The IC<sub>50</sub>'s of 3-(3,4-dimethoxy-phenyl)-3-(1-oxo-1,3-dihydro-isoindol-2-yl)-propionamide for inhibiting production of TNF- $\alpha$  following LPS-stimulation of PBMC and human whole blood is measured.

*In vitro* studies suggest a pharmacological activity profile for 3-(3,4-dimethoxy-phenyl)-3-(1-oxo-1,3-dihydro-isoindol-2-yl)-propionamide that is similar to, but 5 to 50 times more potent than, thalidomide. The pharmacological effects of 3-(3,4-dimethoxy-



phenyl)-3-(1-oxo-1,3-dihydro-isoindol-2-yl)-propionamide derive from its action as an inhibitor of cellular response to receptor-initiated trophic signals (*e.g.*, IGF-1, VEGF, cyclooxygenase-2), and other activities. As a result, 3-(3,4-dimethoxy-phenyl)-3-(1-oxo-1,3-dihydro-isoindol-2-yl)-propionamide suppresses the generation of inflammatory cytokines, down-regulates adhesion molecules and apoptosis inhibitory proteins (*e.g.*, cFLIP, cIAP), promotes sensitivity to death-receptor initiated programmed cell death, and suppresses angiogenic response. The studies show that 3-(3,4-dimethoxy-phenyl)-3-(1-oxo-1,3-dihydro-isoindol-2-yl)-propionamide abrogates mitogenic response to VEGF in AML cells by extinguishing ligant-induced Akt-phosphorylation, and selectively suppresses MDS vs normal bone marrow progenitor formation in pre-clinical models.

### **5.3 CLINICAL STUDIES IN MDS PATIENTS**

Selective cytokine inhibitory drugs such as 3-(3,4-dimethoxy-phenyl)-3-(1-oxo-1,3-dihydro-isoindol-2-yl)-propionamide are administered in an amount of from about 400 mg to about 1,200 mg per day to patients with MDS for 24 weeks who are subsequently evaluated for a haematological response. Response rates are assessed in cohorts stratified by the likelihood of an MDS subtype to transform to leukemia according to the International Prognostic Scoring System (IPSS)-defined risk groups (*i.e.*, IPSS Low and Intermediate I; *versus* IPSS Intermediate II and High).

For example, fifteen patients are enrolled in the first cohort and receive treatment with 1,200 mg per day of 3-(3,4-dimethoxy-phenyl)-3-(1-oxo-1,3-dihydro-isoindol-2-yl)-propionamide. The number of patients who subsequently experience an erythroid response (major or minor response) by week 24 is evaluated. If no responses are observed, the study is terminated due to lack of efficacy. If, however, four or more patients respond, the study is terminated due to promising clinical activity. In the intermediate case (*e.g.*, one, two or three patients respond), a second cohort of 10 patients is enrolled. If after the completion of treatment by the second cohort, four or more patients respond among the 25 patients treated, it is concluded that the 3-(3,4-dimethoxy-phenyl)-3-(1-oxo-1,3-dihydro-isoindol-2-yl)-propionamide shows promising clinical activity.

### **5.4 CYCLING THERAPY IN MDS PATIENTS**

In a specific embodiment, selective cytokine inhibitory drugs are cyclically administered to patients with MDS. Cycling therapy involves the administration of a first agent for a period of time, followed by the administration of the agent and/or the second agent for a period of time and repeating this sequential administration. Cycling therapy can

reduce the development of resistance to one or more of the therapies, avoid or reduce the side effects of one of the therapies, and/or improves the efficacy of the treatment.

### **Example 1**

In a specific embodiment, prophylactic or therapeutic agents in an amount of about 400, 800 or 1200mg are administered in a cycle of about 24 weeks, about once or twice every day. One cycle can comprise the administration of a therapeutic or prophylactic agent and at least one (1), two (2), or three (3) weeks of rest. The number of cycles administered is from about 1 to about 12 cycles, more typically from about 2 to about 10 cycles, and more typically from about 2 to about 8 cycles.

### **Example 2**

The objectives of the study are to evaluate the efficacy and safety of oral administration of 3-(3,4-dimethoxy-phenyl)-3-(1-oxo-1,3-dihydro-isoindol-2-yl)-propionamide in patients with MDS. Patients receive the compound in an amount of 400 mg/d or 800 mg/d for 21 days every 28 days in 4-week cycles for 16 weeks (4 cycles) or 24 weeks (6 cycles). The subject population comprises patients with low- or intermediate-1-risk MDS (International Prognostic Scoring System) with red blood cell transfusion-dependent anemia who have received at least two units of RBCs within 8 week of baseline (first day of study treatment). In addition to hematological laboratory monitoring, bone marrow aspirates/biopsies with cytogenetic analyses are obtained at baseline, after the completion of 3 cycles and after the completion of 6 cycles. The bone marrow, safety and efficacy data are reviewed to assess benefit-to-risk considerations throughout the study. The study reviews red blood cell transfusion independence and major erythroid response according to the International MDS Working Group Criteria. Further, the study observes red blood cell transfusion independence in the subgroup of patients with the 5q deletion cytogenetic abnormality, which has been discovered to be a good prognostic factor for MDS; platelet, neutrophil, bone marrow and cytogenetic responses; and minor erythroid response of  $\geq 50\%$  but  $< 100\%$  reduction in red blood cell transfusion requirement over an 8 week period. The study further monitors adverse events, hematological tests, serum chemistries, TSH, urinalysis, urine or serum pregnancy tests, vital signs, ECG and physical examinations.



**Example 3**

The objectives of the study are to compare the efficacy and safety of oral administration of 3-(3,4-dimethoxy-phenyl)-3-(1-oxo-1,3-dihydro-isoindol-2-yl)-propionamide to that of placebo plus standard care in patients with MDS. Patients receive the therapy in 4-week cycles for 16 weeks (4 cycles) or 24 weeks (6 cycles). The subject population comprise patients with low- or intermediate-1-risk MDS (International Prognostic Scoring System) with red blood cell transfusion-dependent anemia who have received at least two units of RBCs within 8 week of baseline (first day of study treatment). The study visits to assess safety and efficacy occur every 4 weeks and hematologic laboratory monitoring is performed every 2 weeks. Bone marrow aspirates/biopsies with cytogenetic analyses are obtained at baseline after the completion of 3 cycles and after the completion of 6 cycles. Bone marrow findings, safety and efficacy data are reviewed to assess benefit-to-risk considerations throughout the study. An extension study of continued treatments with the administration of the compound is available for patients who derive clinical benefit from 6 cycles of the therapy and to provide an opportunity for subjects who were randomized to placebo to cross over to the therapy.

Embodiments of the invention described herein are only a sampling of the scope of the invention. The full scope of the invention is better understood with reference to the attached claims.

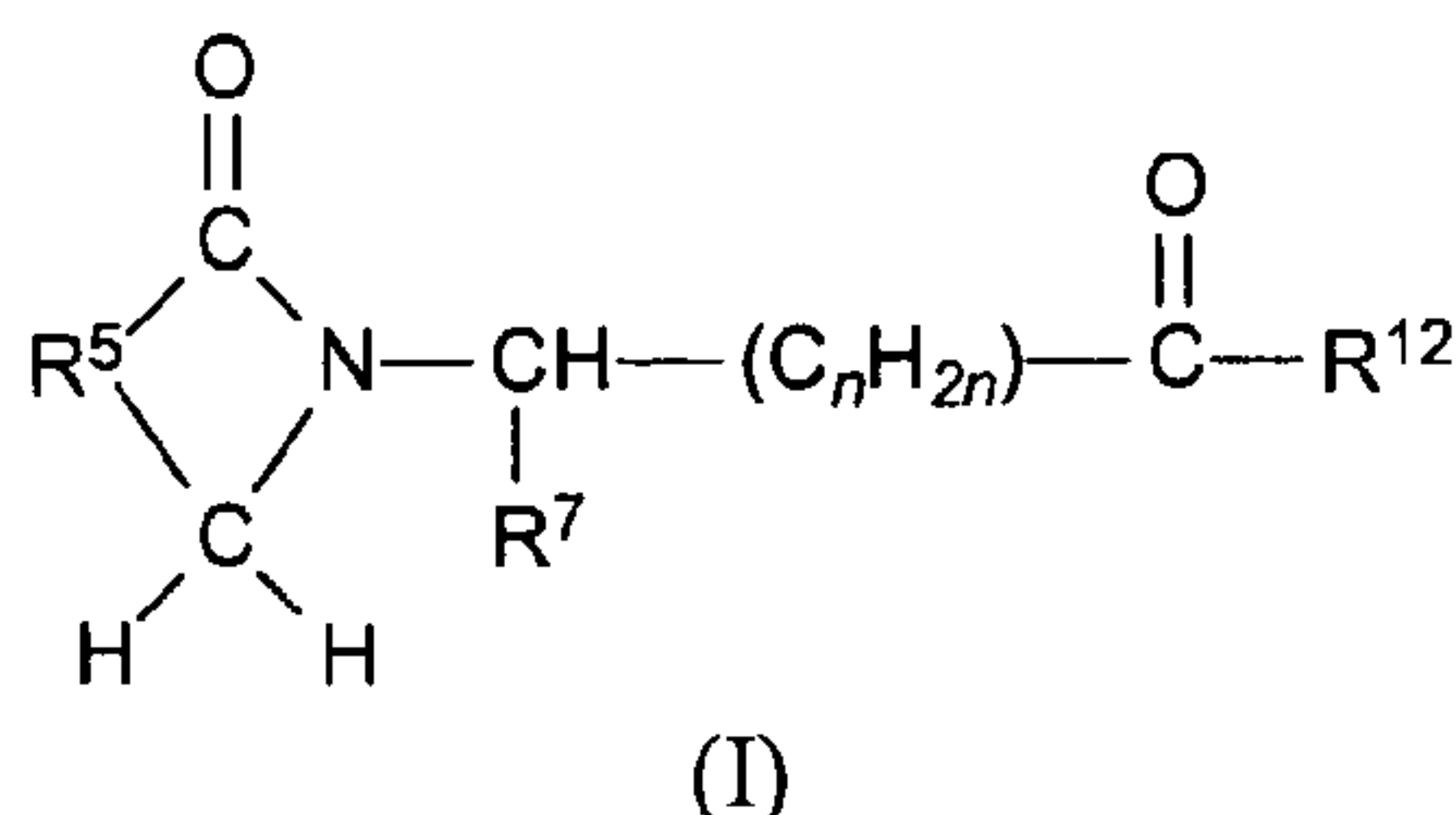
## CLAIMS

What is claimed is:

1. A method of treating or preventing a myelodysplastic syndrome, which comprises administering to a patient in need of such treatment or prevention a therapeutically or prophylactically effective amount of a selective cytokine inhibitory drug, or a pharmaceutically acceptable salt, solvate, hydrate, stereoisomer, clathrate, or prodrug thereof.
2. A method of managing a myelodysplastic syndrome, which comprises administering to a patient in need of such management a prophylactically effective amount of a selective cytokine inhibitory drug, or a pharmaceutically acceptable salt, solvate, hydrate, stereoisomer, clathrate, or prodrug thereof.
3. A method of treating or preventing a myelodysplastic syndrome, which comprises administering to a patient in need of such treatment or prevention a therapeutically or prophylactically effective amount of a selective cytokine inhibitory drug, or a pharmaceutically acceptable salt, solvate, hydrate, stereoisomer, clathrate, or prodrug thereof, and a therapeutically or prophylactically effective amount of at least one second active ingredient.
4. A method of managing a myelodysplastic syndrome, which comprises administering to a patient in need of such management a prophylactically effective amount of a selective cytokine inhibitory drug, or a pharmaceutically acceptable salt, solvate, hydrate, stereoisomer, clathrate, or prodrug thereof, and a therapeutically or prophylactically effective amount of at least one second active ingredient.
5. The method of claim 3 or 4, wherein the second active ingredient is capable of improving blood cell production.
6. The method of claim 3 or 4, wherein the second active ingredient is a cytokine, hematopoietic growth factor, anti-cancer agent, antibiotic, proteasome inhibitor, or immunosuppressive agent.



7. The method of claim 3 or 4, wherein the second active ingredient is etanercept, imatinib, anti-TNF- $\alpha$  antibodies, infliximab, G-CSF, GM-CSF, EPO, topotecan, pentoxifylline, ciprofloxacin, irinotecan, vinblastine, dexamethasone, IL2, IL8, IL18, Ara-C, vinorelbine, isotretinoin, 13-cis-retinoic acid, or a pharmacologically active mutant or derivative thereof.
8. The method of any one of claims 1 to 4, wherein the myelodysplastic syndrome is refractory anemia, refractory anemia with ringed sideroblasts, refractory anemia with excess blasts, refractory anemia with excess blasts in transformation, or chronic myelomonocytic leukemia.
9. The method of any one of claims 1 to 4, wherein the myelodysplastic syndrome is primary or secondary.
10. The method of any one of claims 1 to 4, wherein the stereoisomer of the selective cytokine inhibitory drug is an enantiomer.
11. The method of any one of claims 1 to 4, wherein the selective cytokine inhibitory drug is 3-(3,4-dimethoxy-phenyl)-3-(1-oxo-1,3-dihydro-isoindol-2-yl)-propionamide.
12. The method of claim 11 wherein the selective cytokine inhibitory drug is the R or S enantiomer of 3-(3,4-dimethoxy-phenyl)-3-(1-oxo-1,3-dihydro-isoindol-2-yl)-propionamide.
13. The method of any one of claims 1 to 4, wherein the selective cytokine inhibitory drug is cyclopropanecarboxylic acid {2-[1-(3-ethoxy-4-methoxy-phenyl)-2-methanesulfonyl-ethyl]-3-oxo-2,3-dihydro-1 *H*-isoindol-4-yl}-amide.
14. The method of claim 13, wherein the selective cytokine inhibitory drug is the R or S enantiomer of cyclopropanecarboxylic acid {2-[1-(3-ethoxy-4-methoxy-phenyl)-2-methanesulfonyl-ethyl]-3-oxo-2,3-dihydro-1 *H*-isoindol-4-yl}-amide.
15. The method of any one of claims 1 to 4, wherein the selective cytokine inhibitory drug has formula (I):

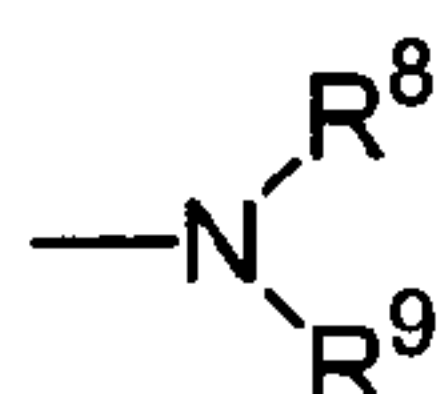


wherein n has a value of 1, 2, or 3;

R<sup>5</sup> is o-phenylene, unsubstituted or substituted with 1 to 3 substituents each selected independently from the group consisting of nitro, cyano, trifluoromethyl, carbethoxy, carbomethoxy, carbopropoxy, acetyl, carbamoyl, acetoxy, carboxy, hydroxy, amino, alkylamino, dialkylamino, acylamino, alkyl of 1 to 10 carbon atoms, alkyl of 1 to 10 carbon atoms, and halo;

R<sup>7</sup> is (i) phenyl or phenyl substituted with one or more substituents each selected independently of the other from the group consisting of nitro, cyano, trifluoromethyl, carbethoxy, carbomethoxy, carbopropoxy, acetyl, carbamoyl, acetoxy, carboxy, hydroxy, amino, alkyl of 1 to 10 carbon atoms, alkoxy of 1 to 10 carbon atoms, and halo, (ii) benzyl unsubstituted or substituted with 1 to 3 substituents selected from the group consisting of nitro, cyano, trifluoromethyl, carbethoxy, carbomethoxy, carbopropoxy, acetyl, carbamoyl, acetoxy, carboxy, hydroxy, amino, alkyl of 1 to 10 carbon atoms, alkoxy of 1 to 10 carbon atoms, and halo, (iii) naphthyl, and (iv) benzyloxy;

R<sup>12</sup> is -OH, alkoxy of 1 to 12 carbon atoms, or



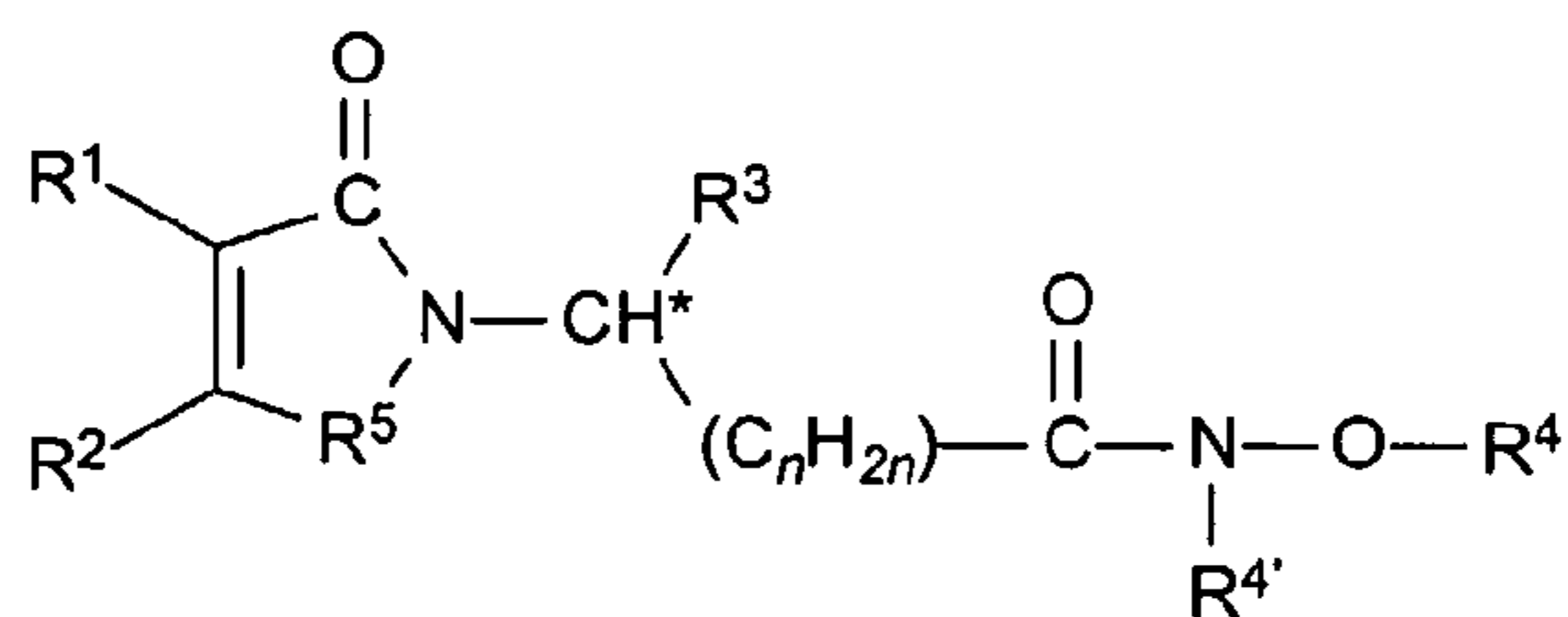
R<sup>8</sup> is hydrogen or alkyl of 1 to 10 carbon atoms; and

R<sup>9</sup> is hydrogen, alkyl of 1 to 10 carbon atoms, -COR<sup>10</sup>, or -SO<sub>2</sub>R<sup>10</sup>, wherein R<sup>10</sup> is hydrogen, alkyl of 1 to 10 carbon atoms, or phenyl.

16. The method of claim 15, wherein the selective cytokine inhibitory drug is enantiomerically pure.

17. The method of any one of claims 1 to 4, wherein the selective cytokine inhibitory drug has formula (II):





(II)

wherein each of R<sup>1</sup> and R<sup>2</sup>, when taken independently of each other, is hydrogen, lower alkyl, or R<sup>1</sup> and R<sup>2</sup>, when taken together with the depicted carbon atoms to which each is bound, is *o*-phenylene, *o*-naphthylene, or cyclohexene-1,2-diyl, unsubstituted or substituted with 1 to 3 substituents each selected independently from the group consisting of nitro, cyano, trifluoromethyl, carbethoxy, carbomethoxy, carbopropoxy, acetyl, carbamoyl, acetoxo, carboxy, hydroxy, amino, alkylamino, dialkylamino, acylamino, alkyl of 1 to 10 carbon atoms, alkoxy of 1 to 10 carbon atoms, and halo;

R<sup>3</sup> is phenyl substituted with from one to four substituents selected from the group consisting of nitro, cyano, trifluoromethyl, carbethoxy, carbomethoxy, carbopropoxy, acetyl, carbamoyl, acetoxo, carboxy, hydroxy, amino, alkyl of 1 to 10 carbon atoms, alkoxy of 1 to 10 carbon atoms, alkylthio of 1 to 10 carbon atoms, benzyloxy, cycloalkoxy of 3 to 6 carbon atoms, C<sub>4</sub>-C<sub>6</sub>-cycloalkylidenemethyl, C<sub>3</sub>-C<sub>10</sub>-alkylidenemethyl, indanyloxy, and halo;

R<sup>4</sup> is hydrogen, alkyl of 1 to 6 carbon atoms, phenyl, or benzyl;

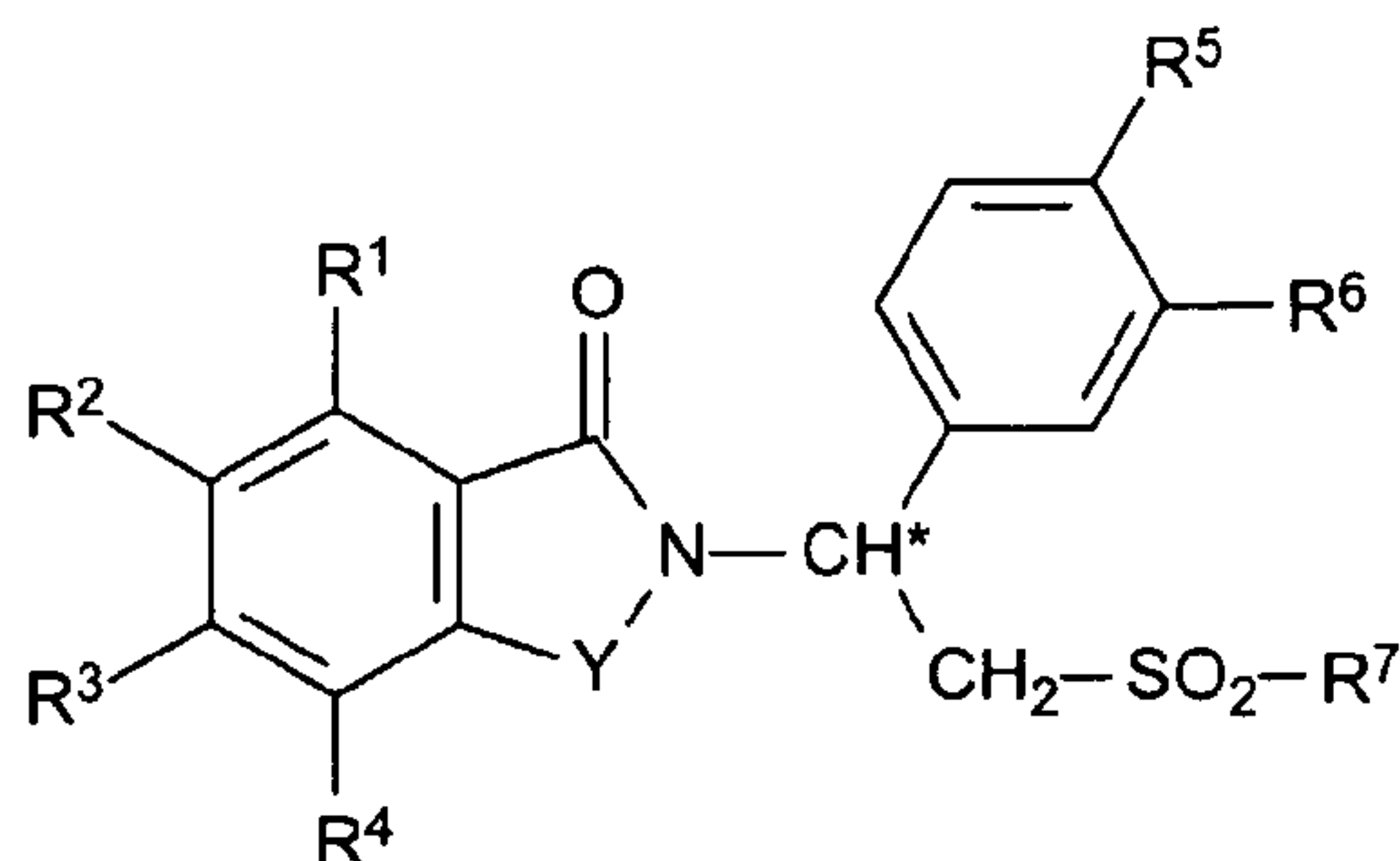
R<sup>4'</sup> is hydrogen or alkyl of 1 to 6 carbon atoms;

R<sup>5</sup> is -CH<sub>2</sub>-, -CH<sub>2</sub>-CO-, -SO<sub>2</sub>-, -S-, or -NHCO-; and

n has a value of 0, 1, or 2.

18. The method of claim 17, wherein the selective cytokine inhibitory drug is enantiomerically pure.

19. The method of any one of claims 1 to 4, wherein the selective cytokine inhibitory drug has formula (III):



(III)

wherein the carbon atom designated \* constitutes a center of chirality;

Y is C=O, CH<sub>2</sub>, SO<sub>2</sub>, or CH<sub>2</sub>C=O;

each of R<sup>1</sup>, R<sup>2</sup>, R<sup>3</sup>, and R<sup>4</sup>, independently of the others, is hydrogen, halo, alkyl of 1 to 3 carbon atoms, alkoxy of 1 to 3 carbon atoms, nitro, cyano, hydroxy, or -NR<sup>8</sup>R<sup>9</sup>; or any two of R<sup>1</sup>, R<sup>2</sup>, R<sup>3</sup>, and R<sup>4</sup> on adjacent carbon atoms, together with the depicted phenylene ring are naphthylidene;

each of R<sup>5</sup> and R<sup>6</sup>, independently of the other, is hydrogen, alkyl of 1 to 3 carbon atoms, alkoxy of 1 to 3 carbon atoms, cyano, or cycloalkoxy of up to 18 carbon atoms;

R<sup>7</sup> is hydroxy, alkyl of 1 to 8 carbon atoms, phenyl, benzyl, or NR<sup>8</sup>R<sup>9</sup>;

each of R<sup>8</sup> and R<sup>9</sup> taken independently of the other is hydrogen, alkyl of 1 to 8 carbon atoms, phenyl, or benzyl, or one of R<sup>8</sup> and R<sup>9</sup> is hydrogen and the other is -COR<sup>10</sup> or -SO<sub>2</sub>R<sup>10</sup>, or R<sup>8</sup> and R<sup>9</sup> taken together are tetramethylene, pentamethylene, hexamethylene, or -CH<sub>2</sub>CH<sub>2</sub>X<sup>1</sup>CH<sub>2</sub>CH<sub>2</sub>- in which X<sup>1</sup> is -O-, -S- or -NH-; and

each of R<sup>8</sup>' and R<sup>9</sup>' taken independently of the other is hydrogen, alkyl of 1 to 8 carbon atoms, phenyl, or benzyl, or one of R<sup>8</sup>' and R<sup>9</sup>' is hydrogen and the other is -COR<sup>10</sup>' or -SO<sub>2</sub>R<sup>10</sup>', or R<sup>8</sup>' and R<sup>9</sup>' taken together are tetramethylene, pentamethylene, hexamethylene, or -CH<sub>2</sub>CH<sub>2</sub>X<sup>2</sup>CH<sub>2</sub>CH<sub>2</sub>- in which X<sup>2</sup> is -O-, -S-, or -NH-.

20. The method of claim 19, wherein the selective cytokine inhibitory drug is enantiomerically pure.

21. A method of treating, preventing or managing a myelodysplastic syndrome, which comprises administering to a patient in need of such treatment, prevention or management a therapeutically or prophylactically effective amount of a selective cytokine inhibitory drug, or a pharmaceutically acceptable salt, solvate, hydrate, stereoisomer, clathrate, or prodrug thereof, before, during or after transplanting umbilical cord blood,



placental blood, peripheral blood stem cell, hematopoietic stem cell preparation or bone marrow into the patient.

22. A method of reducing or avoiding an adverse effect associated with the administration of a second active ingredient in a patient suffering from a myelodysplastic syndrome, which comprises administering to a patient in need of such reduction or avoidance an amount of the second active ingredient and a therapeutically or prophylactically effective amount of a selective cytokine inhibitory drug, or a pharmaceutically acceptable salt, solvate, hydrate, stereoisomer, clathrate, or prodrug thereof.

23. The method of claim 22, wherein the second active ingredient is capable of improving blood cell production.

24. The method of claim 22, wherein the second active ingredient is a cytokine, hematopoietic growth factor, anti-cancer agent, antibiotic, proteasome inhibitor, or immunosuppressive agent.

25. The method of claim 22, wherein the second active ingredient is etanercept, imatinib, anti-TNF- $\alpha$  antibodies, infliximab, G-CSF, GM-CSF, EPO, topotecan, pentoxifylline, ciprofloxacin, irinotecan, vinblastine, dexamethasone, IL2, IL8, IL18, Ara-C, vinorelbine, isotretinoin, 13-cis-retinoic acid, or a pharmacologically active mutant or derivative thereof, or a combination thereof.

26. A pharmaceutical composition comprising a selective cytokine inhibitory drug, or a pharmaceutically acceptable salt, solvate, hydrate, stereoisomer, clathrate, or prodrug thereof in an amount effective to treat, prevent or manage a myelodysplastic syndrome, and a carrier.

27. A pharmaceutical composition comprising a selective cytokine inhibitory drug, or a pharmaceutically acceptable salt, solvate, hydrate, stereoisomer, clathrate, or prodrug thereof, and a second active ingredient.

28. The pharmaceutical composition of claim 27, wherein the second active ingredient is capable of improving blood cell production.

29. The pharmaceutical composition of claim 27, wherein the second active ingredient is a cytokine, hematopoietic growth factor, anti-cancer agent, antibiotic, proteasome inhibitor, or immunosuppressive agent.
30. The pharmaceutical composition of claim 27, wherein the second active ingredient is etanercept, imatinib, anti-TNF- $\alpha$  antibodies, infliximab, G-CSF, GM-CSF, EPO, topotecan, pentoxifylline, ciprofloxacin, irinotecan, vinblastine, dexamethasone, IL2, IL8, IL18, Ara-C, vinorelbine, isotretinoin, 13-cis-retinoic acid, or a pharmacologically active mutant or derivative thereof, or a combination thereof.
31. A single unit dosage form comprising a selective cytokine inhibitory drug, or a pharmaceutically acceptable salt, solvate, hydrate, stereoisomer, clathrate, or prodrug thereof, and a second active ingredient capable of improving blood cell production.
32. A single unit dosage form comprising a selective cytokine inhibitory drug, or a pharmaceutically acceptable salt, solvate, hydrate, stereoisomer, clathrate, or prodrug thereof, and a second active ingredient, wherein the second active ingredient is a cytokine, hematopoietic growth factor, anti-cancer agent, antibiotic, proteasome inhibitor, or immunosuppressive agent.
33. A single unit dosage form comprising a selective cytokine inhibitory drug, or a pharmaceutically acceptable salt, solvate, hydrate, stereoisomer, clathrate, or prodrug thereof, and a second active ingredient selected from the group consisting of etanercept, imatinib, anti-TNF- $\alpha$  antibodies, infliximab, G-CSF, GM-CSF, EPO, topotecan, pentoxifylline, ciprofloxacin, irinotecan, vinblastine, dexamethasone, IL2, IL8, IL18, Ara-C, vinorelbine, isotretinoin, 13-cis-retinoic acid, or a pharmacologically active mutant or derivative thereof, and a combination thereof.
34. The single unit dosage form of claim 31, 32 or 33, wherein the dosage form is suitable for intravenous or subcutaneous administration to a patient.
35. A kit comprising:  
a pharmaceutical composition comprising a selective cytokine inhibitory drug, or a pharmaceutically acceptable salt, solvate, hydrate, stereoisomer, clathrate, or prodrug thereof; and



a pharmaceutical composition comprising a second active ingredient capable of improving blood cell production.

36. A kit comprising:

a pharmaceutical composition comprising a selective cytokine inhibitory drug, or a pharmaceutically acceptable salt, solvate, hydrate, stereoisomer, clathrate, or prodrug thereof; and

umbilical cord blood, placental blood, peripheral blood stem cell, hematopoietic stem cell preparation or bone marrow.

37. The kit of claim 35 or 36 which further comprises a device for the administration of the pharmaceutical composition or the single unit dosage form.