

(19) World Intellectual Property  
Organization  
International Bureau



(43) International Publication Date  
23 December 2004 (23.12.2004)

PCT

(10) International Publication Number  
**WO 2004/110376 A2**

- (51) International Patent Classification<sup>7</sup>: **A61K**
- (21) International Application Number:  
PCT/US2004/017499
- (22) International Filing Date: 2 June 2004 (02.06.2004)
- (25) Filing Language: English
- (26) Publication Language: English
- (30) Priority Data:  
60/476,391 6 June 2003 (06.06.2003) US  
60/531,637 22 December 2003 (22.12.2003) US
- (71) Applicant (for all designated States except US): **MERCK & CO., INC.** [US/US]; 126 East Lincoln Avenue, Rahway, NJ 07065-0907 (US).
- (72) Inventors; and
- (75) Inventors/Applicants (for US only): **ABBADIE, Catherine** [FR/US]; 126 East Lincoln Avenue, Rahway, NJ 07065-0907 (US). **LINDIA, Jill, Ann** [US/US]; 126 East Lincoln Avenue, Rahway, NJ 07065-0907 (US). **WANG, Hao** [US/US]; 126 East Lincoln Avenue, Rahway, NJ 07065-0907 (US).
- (74) Common Representative: **MERCK & CO., INC.**; 126 East Lincoln Avenue, Rahway, NJ 07065-0907 (US).
- (81) Designated States (unless otherwise indicated, for every kind of national protection available): AE, AG, AL, AM, AT, AU, AZ, BA, BB, BG, BR, BW, BY, BZ, CA, CH, CN, CO, CR, CU, CZ, DE, DK, DM, DZ, EC, EE, EG, ES, FI, GB, GD, GE, GH, GM, HR, HU, ID, IL, IN, IS, JP, KE, KG, KP, KR, KZ, LC, LK, LR, LS, LT, LU, LV, MA, MD, MG, MK, MN, MW, MX, MZ, NA, NI, NO, NZ, OM, PG, PH, PL, PT, RO, RU, SC, SD, SE, SG, SK, SL, SY, TJ, TM, TN, TR, TT, TZ, UA, UG, US, UZ, VC, VN, YU, ZA, ZM, ZW.
- (84) Designated States (unless otherwise indicated, for every kind of regional protection available): ARIPO (BW, GH, GM, KE, LS, MW, MZ, NA, SD, SL, SZ, TZ, UG, ZM, ZW), Eurasian (AM, AZ, BY, KG, KZ, MD, RU, TJ, TM), European (AT, BE, BG, CH, CY, CZ, DE, DK, EE, ES, FI, FR, GB, GR, HU, IE, IT, LU, MC, NL, PL, PT, RO, SE, SI, SK, TR), OAPI (BF, BJ, CF, CG, CI, CM, GA, GN, GQ, GW, ML, MR, NE, SN, TD, TG).
- Published:**  
— without international search report and to be republished upon receipt of that report
- For two-letter codes and other abbreviations, refer to the "Guidance Notes on Codes and Abbreviations" appearing at the beginning of each regular issue of the PCT Gazette.*



**WO 2004/110376 A2**

(54) Title: CCR-2 ANTAGONISTS FOR TREATMENT OF NEUROPATHIC PAIN

(57) Abstract: The invention is directed to methods of treating neuropathic pain and other neuropathic diseases and conditions with CCR-2 antagonists and pharmaceutical composition containing CCR-2 antagonists.

## TITLE OF THE INVENTION

## CCR-2 ANTAGONISTS FOR TREATMENT OF NEUROPATHIC PAIN

This application relates to methods of treating neuropathic pain and other neuropathic diseases  
5 and conditions with CCR-2 antagonists.

## BACKGROUND OF THE INVENTION

Neuropathic pain refers to a group of chronic pain syndromes which share the  
10 common feature that they are caused initially by nerve damage which subsequently results in an  
abnormal sensory processing in the central and peripheral nervous system. Neuropathic pain  
conditions are the consequence of a number of diseases and conditions, including diabetes,  
AIDS, multiple sclerosis, stump and phantom pain after amputation, cancer-related neuropathy,  
post-herpetic neuralgia, traumatic nerve injury, ischemic neuropathy, nerve compression, stroke,  
15 spinal cord injury. Available analgesic drugs often produce insufficient pain relief. Although  
tricyclic antidepressants and some antiepileptic drugs, for example gabapentin, lamotrigine and  
carbamazepine, are efficient in some patients, there remains a large unmet need for efficient  
drugs for the treatment of these conditions.

The role of chemokines, chemokine receptors and antagonists of chemokine  
20 receptors in the regulation of inflammation and inflammation related pain is currently of  
significant interest. The chemokines are a family of small (70-120 amino acids) peptides,  
proinflammatory cytokines. Chemokines are chemotactic cytokines that are released by a wide  
variety of cells to attract various cells, such as monocytes, macrophages, T cells, eosinophils,  
basophils and neutrophils to sites of inflammation (reviewed in Schall, Cytokine, 3, 165-183  
25 (1991) and Murphy, Rev. Immun., 12, 593-633 (1994)). These molecules were originally  
defined by four conserved cysteines and divided into two subfamilies based on the arrangement  
of the first cysteine pair. In the CXC-chemokine family, which includes IL-8, GRO $\alpha$ , NAP-2  
and IP-10, these two cysteines are separated by a single amino acid, while in the CC-chemokine  
family, which includes RANTES, MCP-1, MCP-2, MCP-3, MIP-1 $\alpha$ , MIP-1 $\beta$  and eotaxin, these  
30 two residues are adjacent.

The  $\alpha$ -chemokines, such as interleukin-8 (IL-8), neutrophil-activating protein-2  
(NAP-2) and melanoma growth stimulatory activity protein (MGSA) are chemotactic primarily  
for neutrophils, whereas  $\beta$ -chemokines, such as RANTES, MIP-1 $\alpha$ , MIP-1 $\beta$ , monocyte  
chemotactic protein-1 (MCP-1), MCP-2, MCP-3 and eotaxin are chemotactic for macrophages,  
35 monocytes, T-cells, eosinophils and basophils (Deng, et al., Nature, 381, 661-666 (1996)).

Chemokines are secreted by a wide variety of cell types and bind to specific G-protein coupled receptors (GPCRs) (reviewed in Horuk, Trends Pharm. Sci., 15, 159-165 (1994)) present on leukocytes and other cells. These chemokine receptors form a sub-family of GPCRs, which, at present, consists of fifteen characterized members and a number of orphans. Unlike receptors for promiscuous chemoattractants such as C5a, fMLP, PAF, and LTB<sub>4</sub>, chemokine receptors are more selectively expressed on subsets of leukocytes. Thus, generation of specific chemokines provides a mechanism for recruitment of particular leukocyte subsets.

On binding their cognate ligands, chemokine receptors transduce an intracellular signal through the associated trimeric G protein, resulting in a rapid increase in intracellular calcium concentration. There are at least seven human chemokine receptors that bind or respond to  $\beta$ -chemokines with the following characteristic pattern: CCR-1 (or "CKR-1" or "CC-CKR-1") [MIP-1 $\alpha$ , MIP-1 $\beta$ , MCP-3, RANTES] (Ben-Barruch, et al., J. Biol. Chem., 270, 22123-22128 (1995); Beote, et al, Cell, 72, 415-425 (1993)); CCR-2A and CCR-2B (or "CKR-2A"/"CKR-2A" or "CC-CKR-2A"/"CC-CKR-2A") [MCP-1, MCP-2, MCP-3, MCP-4]; CCR-3 (or "CKR-3" or "CC-CKR-3") [Eotaxin, Eotaxin 2, RANTES, MCP-2, MCP-3] (Rollins, et al., Blood, 90, 908-928 (1997)); CCR-4 (or "CKR-4" or "CC-CKR-4") [MIP-1 $\alpha$ , RANTES, MCP-1] (Rollins, et al., Blood, 90, 908-928 (1997)); CCR-5 (or "CKR-5" or "CC-CKR-5") [MIP-1 $\alpha$ , RANTES, MIP-1 $\beta$ ] (Sanson, et al., Biochemistry, 35, 3362-3367 (1996)); and the Duffy blood-group antigen [RANTES, MCP-1] (Chaudhun, et al., J. Biol. Chem., 269, 7835-7838 (1994)).

The  $\beta$ -chemokines include eotaxin, MIP ("macrophage inflammatory protein"), MCP ("monocyte chemoattractant protein") and RANTES ("regulation-upon-activation, normal T expressed and secreted") among other chemokines. Chemokine receptors, such as CCR-1, CCR-2, CCR-2A, CCR-2B, CCR-3, CCR-4, CCR-5, CXCR-3, CXCR-4, have been implicated as being important mediators of inflammatory and immunoregulatory disorders and diseases.

Despite this current interest in chemokine receptors and chemokine receptor antagonists in connection with inflammatory disorders and diseases, the role of chemokines, chemokine receptors and chemokine receptors antagonists in the mediation of *neuropathic* pain conditions and diseases has yet to be established and remains largely unexplored.

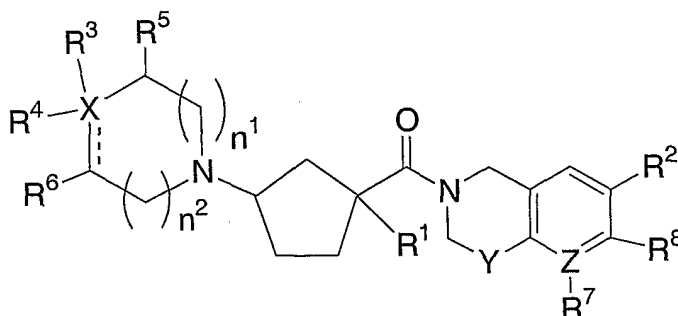
## SUMMARY OF THE INVENTION

The invention is directed to methods of treating neuropathic pain and other neuropathic diseases and conditions with CCR-2 antagonists and with pharmaceutical composition containing CCR-2 antagonists.

## DETAILED DESCRIPTION OF THE INVENTION

The invention includes methods by which CCR-2 antagonists are used to treat neuropathic pain and neuropathic diseases and conditions. The invention lies in the discovery that CCR-2 chemokine receptor activity plays an important role in mediating neuropathic pain, and that CCR-2 antagonists treat, ameliorate and/or prevent neuropathic pain by blocking or altering the activity of CCR-2 in the peripheral and central nervous system.

Although the inventive methods and uses are directed to CCR-2 antagonists generally, and thus are not limited to particular CCR-2 antagonists, CCR-2 antagonists useful in connection with the invention include those specific compounds and classes of compounds which are known to antagonize CCR-2. The present invention therefore includes methods for treating neuropathic pain, and other neuropathic diseases and conditions, by administering a therapeutically effective amount of one or more of the compounds of Formulae I through XII. Recited below are CCR-2 antagonists and classes of CCR-2 antagonists useful in connection with the inventive methods.

**Formula I:**

20

or a pharmaceutically acceptable salt thereof, or an individual diastereomer thereof, wherein:

X is C, N, O or S;

Y is O, S, SO, SO<sub>2</sub>, or NR<sup>9</sup>;

Z is C or N;

25

R<sup>1</sup> is hydrogen, -C<sub>0-6</sub>alkyl-W-(C<sub>1-6</sub>alkyl)-, -(C<sub>0-6</sub>alkyl)-W-(C<sub>0-6</sub>alkyl)-(C<sub>3-7</sub>cycloalkyl)-(C<sub>0-6</sub>alkyl), -(C<sub>0-6</sub>alkyl)-W-phenyl, or -(C<sub>0-6</sub>alkyl)-W-heterocycle, wherein the alkyl, phenyl, heterocycle and the cycloalkyl are optionally substituted with 1-7 independent halo, hydroxy, -O-C<sub>1-3</sub>alkyl, trifluoromethyl, C<sub>1-3</sub>alkyl, -O-C<sub>1-3</sub>alkyl, -CO<sub>2</sub>R<sup>10</sup>, -CN, -NR<sup>10</sup>R<sup>10</sup>, -NR<sup>10</sup>COR<sup>10</sup>, -NR<sup>10</sup>SO<sub>2</sub>R<sup>11</sup>, or -CONR<sup>10</sup>R<sup>10</sup> substituents;

W is a single bond, -O-, -S-, -SO-, -SO<sub>2</sub>-, -CO-, -CO<sub>2</sub>-, -CONR<sup>10</sup>- or -NR<sup>9</sup>-;

R<sup>2</sup> is -halo, -C<sub>0-6</sub>alkyl, C<sub>0-6</sub>alkyl-W-C<sub>1-6</sub>alkyl, C<sub>0-6</sub>alkyl-W-C<sub>3-7</sub>cycloalkyl, C<sub>0-6</sub>alkyl-W-phenyl, or C<sub>0-6</sub>alkyl-W-heterocycle, wherein the C<sub>1-6</sub>alkyl, C<sub>3-7</sub>cycloalkyl, phenyl and heterocycle optionally are independently substituted with 1-6 halo, trifluoromethyl, -CN, -C<sub>1-</sub>

5 6alkyl, or hydroxy substituents;

R<sup>3</sup> is hydrogen, -(C<sub>0-6</sub>alkyl)-phenyl, -(C<sub>0-6</sub>alkyl)-heterocycle, -(C<sub>0-6</sub>alkyl)-C<sub>3-7</sub>cycloalkyl, -(C<sub>0-6</sub>alkyl)-CO<sub>2</sub>R<sup>10</sup>, -(C<sub>0-6</sub>alkyl)-(C<sub>2-6</sub>alkenyl)-CO<sub>2</sub>R<sup>10</sup>, -(C<sub>0-6</sub>alkyl)-SO<sub>3</sub>H, -(C<sub>0-6</sub>alkyl)-W-C<sub>0-4</sub>alkyl, -(C<sub>0-6</sub>alkyl)-CONR<sup>10</sup>-phenyl, -(C<sub>0-6</sub>alkyl)-CONR<sup>12</sup>-V-CO<sub>2</sub>R<sup>10</sup>, and wherein R<sup>3</sup> is nothing when X is O, and wherein C<sub>0-6</sub>alkyl is optionally substituted with 1-5

10 independent halo, hydroxy, -C<sub>0-6</sub>alkyl, -O-C<sub>1-3</sub>alkyl, trifluoromethyl, or -C<sub>0-2</sub>alkyl-phenyl substituents, and wherein the phenyl, pyridyl, diazoyl, tetrazolyl, thiadiazolonyl, oxadiazolonyl, thiazolphenyl, N-oxide pyridyl, heterocycle, cycloalkyl, or C<sub>0-4</sub>alkyl is optionally substituted with 1-5 independent halo, trifluoromethyl, hydroxy, C<sub>1-3</sub>alkyl, -O-C<sub>1-3</sub>alkyl, -C<sub>0-3</sub>-CO<sub>2</sub>R<sup>10</sup>, -CN, -(C<sub>0-6</sub>alkyl)-C(O)-(C<sub>0-6</sub>alkyl), -NR<sup>10</sup>R<sup>10</sup>, -CONR<sup>10</sup>R<sup>10</sup>, or -(C<sub>0-3</sub>alkyl)-heterocycle

15 substituents, and wherein the phenyl and heterocycle may be fused to another heterocycle, which itself optionally may be substituted with 1-2 independently hydroxy, halo, -CO<sub>2</sub>R<sup>10</sup>, or -C<sub>1-3</sub>alkyl substituents, and where alkenyl is optionally substituted with 1-3 independently halo, trifluoromethyl, C<sub>1-3</sub>alkyl, phenyl, or heterocycle substituents;

V is C<sub>1-6</sub>alkyl or phenyl;

20 R<sup>12</sup> is hydrogen, C<sub>1-4</sub>alkyl, or R<sup>12</sup> is joined via a 1-5 carbon tether to one of the carbons of V to form a ring;

R<sup>4</sup> is nothing when X is either O, or N or when a double bond joins the carbons to which R<sup>3</sup> and R<sup>6</sup> are attached, or R<sup>4</sup> is hydrogen, hydroxy, C<sub>0-6</sub>alkyl, C<sub>1-6</sub>alkyl-hydroxy, -O-C<sub>1-3</sub>alkyl, -CO<sub>2</sub>R<sup>10</sup>, -CONR<sup>10</sup>R<sup>10</sup>, or -CN;

25 or R<sup>3</sup> and R<sup>4</sup> are joined together to form a 1H-indenyl, 2,3-dihydro-1H-indenyl, 2,3-dihydro-benzofuranyl, 1,3-dihydro-isobenzofuranyl, 2,3-dihydro-benzothiofuranyl, 1,3-dihydro-isobenzothiofuranyl, 6H-cyclopenta[*d*]isoxazol-3-olyl, cyclopentanyl, or cyclohexanyl ring, wherein the ring formed optionally is substituted with 1-5 independently halo, trifluoromethyl, hydroxy, C<sub>1-3</sub>alkyl, -O-C<sub>1-3</sub>alkyl, -C<sub>0-3</sub>-CO<sub>2</sub>R<sup>10</sup>, -CN, -NR<sup>10</sup>R<sup>10</sup>,

30 CONR<sup>10</sup>R<sup>10</sup>, or -C<sub>0-3</sub>-heterocyclyl substituents;

or R<sup>3</sup> and R<sup>5</sup> or R<sup>4</sup> and R<sup>6</sup> are joined together to form a phenyl or heterocyclyl ring, wherein the ring is optionally substituted with 1-7 independent halo, trifluoromethyl, hydroxy, C<sub>1-3</sub>alkyl, -O-C<sub>1-3</sub>alkyl, -CO<sub>2</sub>R<sup>10</sup>, -CN, -NR<sup>10</sup>R<sup>10</sup>, or -CONR<sup>10</sup>R<sup>10</sup> substituents;

$R^5$  and  $R^6$  are independently hydrogen, hydroxy,  $C_{1-6}$ alkyl,  $C_{1-6}$ alkyl- $CO_2R^{10}$ ,  $C_{1-6}$ alkyl-hydroxy,  $-O-C_{1-3}$ alkyl, or halo; or =O, when  $R^5$  or  $R^6$  is connected to the ring via a double bond;

when  $Z = C$ ,  $R^7$  is hydrogen, hydroxy, halo,  $C_{1-6}$ alkyl optionally substituted with 1-6 fluoro,  $-O-C_{1-6}$ alkyl optionally substituted with 1-6 fluoro,  $-NR^{10}R^{10}$ ,  $-NR^{10}CO_2R^{11}$ ,  $-NR^{10}CONR^{10}R^{10}$ ,  $-NR^{10}-SO_2-NR^{10}R^{10}$ ,  $-NR^{10}-SO_2-R^{11}$ , heterocycle,  $-CN$ ,  $-CONR^{10}R^{10}$ ,  $-CO_2R^{10}$ ,  $-NO_2$ ,  $-S-R^{10}$ ,  $-SO-R^{11}$ ,  $-SO_2-R^{11}$ , or  $-SO_2-NR^{11}R^{11}$ ;

when  $Z = N$ ,  $R^7$  is nothing or oxide (resulting in a pyridine N-oxide);

$R^8$  is hydrogen,  $C_{1-6}$ alkyl, trifluoromethyl, trifluoromethoxy, chloro, fluoro, bromo, or phenyl;

$R^9$  is  $SO_2R^{11}$ ,  $COR^{10}$ ,  $CONHR^{10}$ ,  $CO_2R^{11}$ , or  $SO_2NHR^{10}$ ;

$R^{10}$  is hydrogen,  $-C_{1-6}$ alkyl, benzyl, phenyl, or  $-C_{0-6}$ alkyl- $C_{3-6}$ cycloalkyl, optionally substituted with 1-3 independent halo,  $C_{1-3}$ alkyl,  $C_{1-3}$ alkoxy or trifluoromethyl substituents;

$R^{11}$  is  $C_{1-6}$ alkyl,  $-C_{0-6}$ alkyl- $C_{3-6}$ cycloalkyl, benzyl or phenyl, optionally substituted with 1-3 independent halo,  $C_{1-3}$ alkyl,  $C_{1-3}$ alkoxy or trifluoromethyl substituents;

$n^1$  and  $n^2$  are independently 0, 1 or 2, wherein the sum of  $n^1$  and  $n^2$  is 0, 1, 2, or 3; and

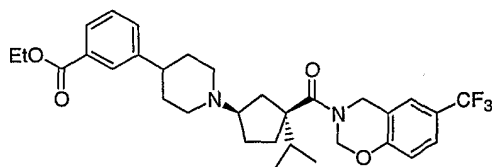
the dashed line represents an optional bond.

### Formula I Compounds – Examples

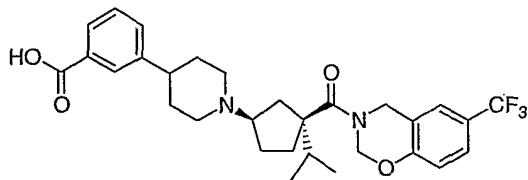
Examples of the compounds of Formula I include the following:

25

#### EXAMPLE I-1 44363-64

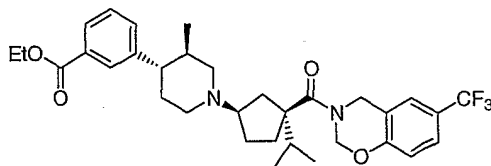


**EXAMPLE I-2** 44363-70, L-392018-001R005

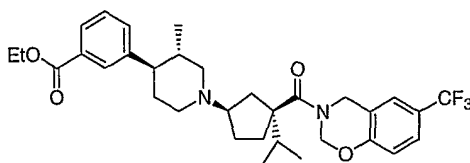


5

**EXAMPLE I-3**



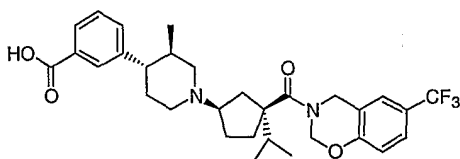
and



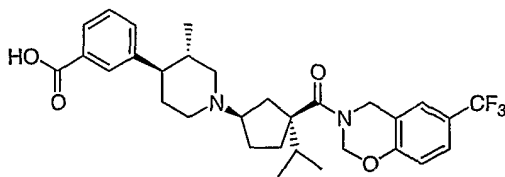
10

**EXAMPLE I-4**

(Steve Goble, NB#)



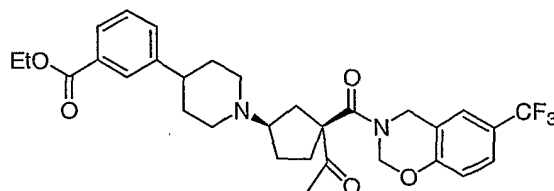
and



15

**EXAMPLE I-5**

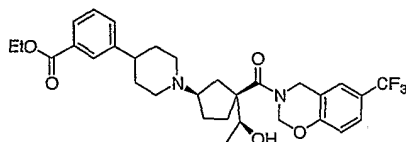
(44363-67, L-458295, L-458296, L-459541, and L-459545)



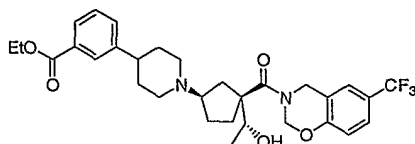
5

**EXAMPLE I-6**

(44363-75 and 113, L-464123 and L-464129)



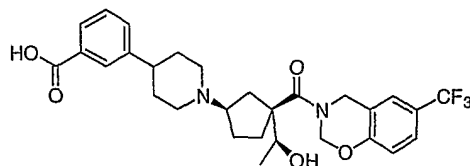
and



10

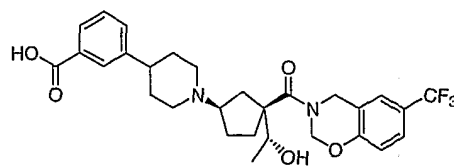
**EXAMPLE I-7**

(44363-83, L-464946 and L-464962)



15

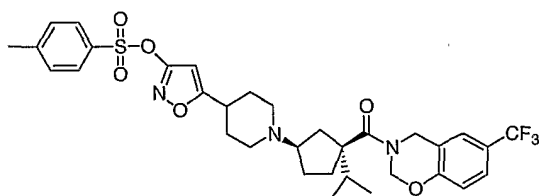
and





**EXAMPLE I-8**

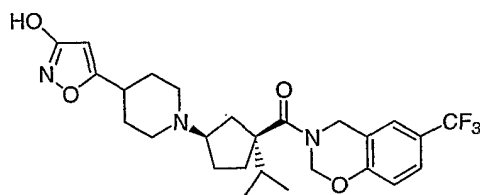
(44363-103)



5

**EXAMPLE I-9**

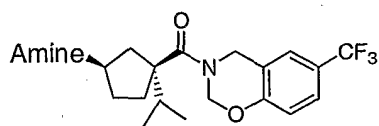
(L-472057-001B001, 44363-106)



10

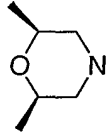
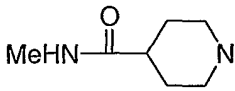
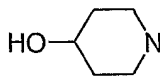
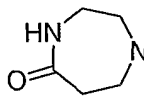
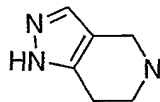
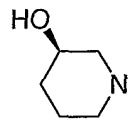
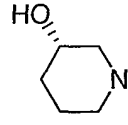
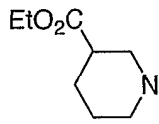
**EXAMPLES I-10 to I-46, I-3A and I-3B**

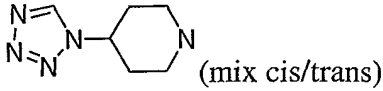
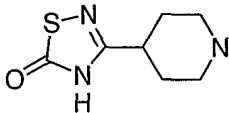
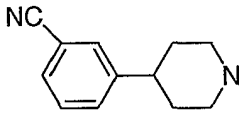
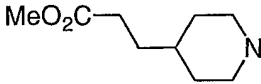
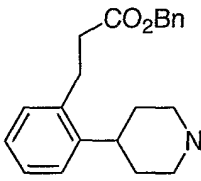
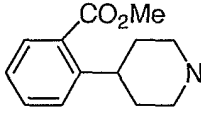
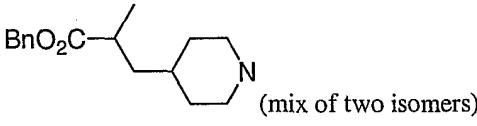
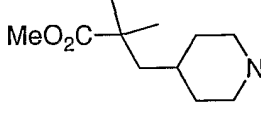
Examples I-10 through I-46, I-3A and I-3B, in Table 1, below, are based on the formula:

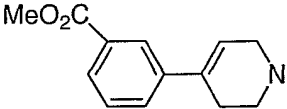
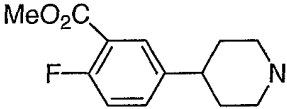
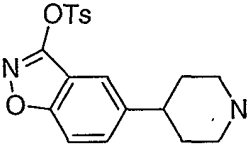
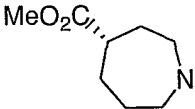
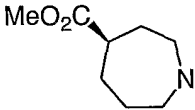
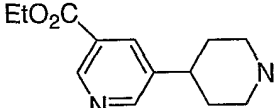
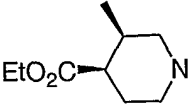
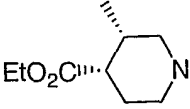


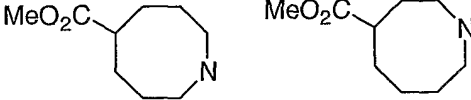
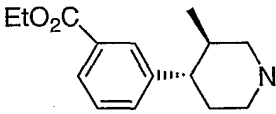
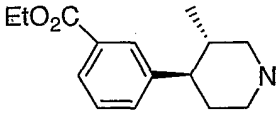
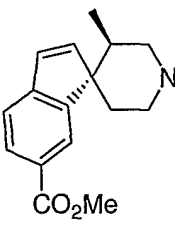
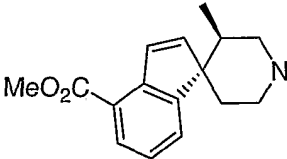
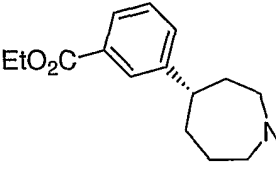
15

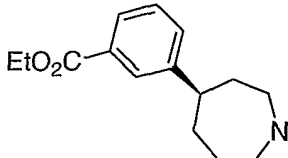
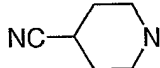
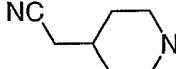
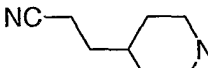
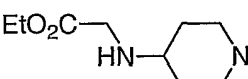
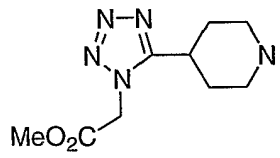
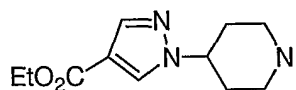
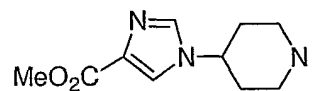
EX.	Amine	Formula/calc. MW	ESI-MS observed M+H <sup>+</sup> (M+1)
I-10		C <sub>26</sub> H <sub>35</sub> F <sub>3</sub> N <sub>2</sub> O <sub>4</sub> 496	497

EX.	Amine	Formula/calc. MW	ESI-MS observed M+H <sup>+</sup> (M+1)
I-11		C <sub>24</sub> H <sub>33</sub> F <sub>3</sub> N <sub>2</sub> O <sub>3</sub> 454	455
I-12		C <sub>25</sub> H <sub>34</sub> F <sub>3</sub> N <sub>3</sub> O <sub>3</sub> 481	482
I-13		C <sub>23</sub> H <sub>31</sub> F <sub>3</sub> N <sub>2</sub> O <sub>3</sub> 440	441
I-14		C <sub>23</sub> H <sub>30</sub> F <sub>3</sub> N <sub>3</sub> O <sub>3</sub> 453	454
I-15		C <sub>24</sub> H <sub>29</sub> F <sub>3</sub> N <sub>4</sub> O <sub>2</sub> 462	463
I-16		C <sub>23</sub> H <sub>31</sub> F <sub>3</sub> N <sub>2</sub> O <sub>3</sub> 440	441
I-17		C <sub>23</sub> H <sub>31</sub> F <sub>3</sub> N <sub>2</sub> O <sub>3</sub> 440	441
I-18	 (mix of two isomers)	C <sub>26</sub> H <sub>35</sub> F <sub>3</sub> N <sub>2</sub> O <sub>4</sub> 496	497

EX.	Amine	Formula/calc. MW	ESI-MS observed M+H <sup>+</sup> (M+1)
I-19	 (mix cis/trans)	C <sub>24</sub> H <sub>31</sub> F <sub>3</sub> N <sub>6</sub> O <sub>2</sub> 492	493
I-20		C <sub>25</sub> H <sub>31</sub> F <sub>3</sub> N <sub>4</sub> O <sub>3</sub> S 524	525
I-21		C <sub>30</sub> H <sub>34</sub> F <sub>3</sub> N <sub>3</sub> O <sub>2</sub> 525	526
I-22		C <sub>27</sub> H <sub>37</sub> F <sub>3</sub> N <sub>2</sub> O <sub>4</sub> 510	511
I-23		C <sub>39</sub> H <sub>45</sub> F <sub>3</sub> N <sub>2</sub> O <sub>4</sub> 662	663
I-24		C <sub>31</sub> H <sub>37</sub> F <sub>3</sub> N <sub>2</sub> O <sub>4</sub> 558	559
I-25	 (mix of two isomers)	C <sub>34</sub> H <sub>43</sub> F <sub>3</sub> N <sub>2</sub> O <sub>4</sub> 600	601
I-26		C <sub>29</sub> H <sub>41</sub> F <sub>3</sub> N <sub>2</sub> O <sub>4</sub> 538	539

EX.	Amine	Formula/calc. MW	ESI-MS observed M+H <sup>+</sup> (M+1)
I-27		C31H35F3N2O4 556	557
I-28		C31H36F4N2O4 576	577
I-29		C37H40F3N3O6S 711	712
I-30		C26H35F3N2O4 496	497
I-31		C26H35F3N2O4 496	497
I-32		C31H38F3N3O4 573	574
I-33		C27H37F3N2O4 510	511
I-34		C27H37F3N2O4 510	511

EX.	Amine	Formula/calc. MW	ESI-MS observed M+H <sup>+</sup> (M+1)
I-35	 <p>(mixture of regio and stereoisomers)</p>	C <sub>27</sub> H <sub>37</sub> F <sub>3</sub> N <sub>2</sub> O <sub>4</sub> 510	511
I-3A		C <sub>33</sub> H <sub>41</sub> F <sub>3</sub> N <sub>2</sub> O <sub>4</sub> 586	587
I-3B		C <sub>33</sub> H <sub>41</sub> F <sub>3</sub> N <sub>2</sub> O <sub>4</sub> 586	587
I-36		C <sub>34</sub> H <sub>39</sub> F <sub>3</sub> N <sub>2</sub> O <sub>4</sub> 596	597
I-37		C <sub>34</sub> H <sub>39</sub> F <sub>3</sub> N <sub>2</sub> O <sub>4</sub> 596	597
I-38		C <sub>33</sub> H <sub>41</sub> F <sub>3</sub> N <sub>2</sub> O <sub>4</sub> 586	587

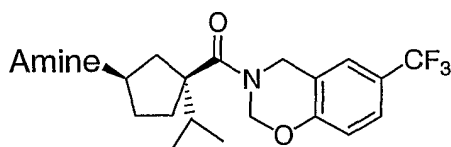
EX.	Amine	Formula/calc. MW	ESI-MS observed M+H <sup>+</sup> (M+1)
I-39		C <sub>33</sub> H <sub>41</sub> F <sub>3</sub> N <sub>2</sub> O <sub>4</sub> 586	587
I-40		C <sub>24</sub> H <sub>30</sub> F <sub>3</sub> N <sub>3</sub> O <sub>2</sub> 449	450
I-41		C <sub>25</sub> H <sub>32</sub> F <sub>3</sub> N <sub>3</sub> O <sub>2</sub> 463	464
I-42		C <sub>26</sub> H <sub>34</sub> F <sub>3</sub> N <sub>3</sub> O <sub>2</sub> 477	478
I-43		C <sub>27</sub> H <sub>38</sub> F <sub>3</sub> N <sub>3</sub> O <sub>4</sub> 525	526
I-44	 (either 1- or 2-isomer or both)	C <sub>27</sub> H <sub>35</sub> F <sub>3</sub> N <sub>6</sub> O <sub>4</sub> 564	565
I-45		C <sub>29</sub> H <sub>37</sub> F <sub>3</sub> N <sub>4</sub> O <sub>4</sub> 562	563
I-46		C <sub>28</sub> H <sub>35</sub> F <sub>3</sub> N <sub>4</sub> O <sub>4</sub> 548	549

In many cases the analogs listed in Table 1 could be further modified to generate new target chemokine receptor modulators. For example, the ester groups of the analogs in this table were hydrolyzed to give the corresponding carboxylic acids which were themselves potent modulators. Alternatively, in the case of benzyl esters, the carboxylic acid could be generated by hydrogenolysis. A representative list of the resulting carboxylic acid containing chemokine receptor modulators is presented below in Table 2.

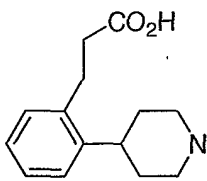
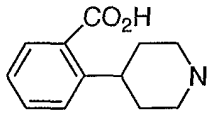
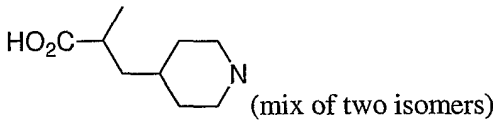
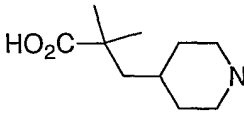
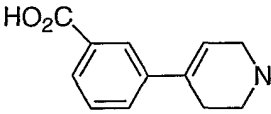
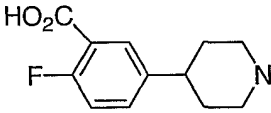
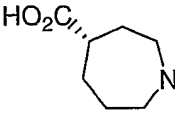
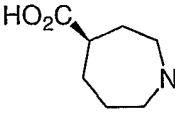
10

**EXAMPLES I-47 to I-69, I-4A and I-4B**

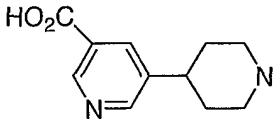
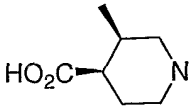
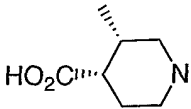
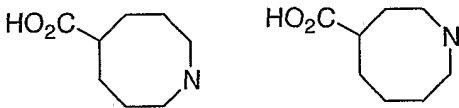
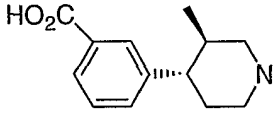
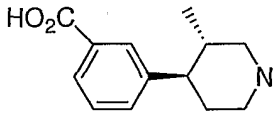
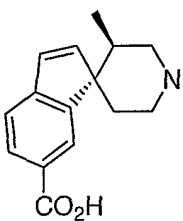
Examples I-47 through I-69, I-4A and I-4B, in Table 2, below, are based on the formula:

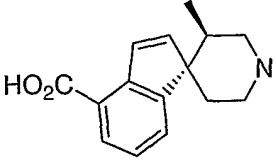
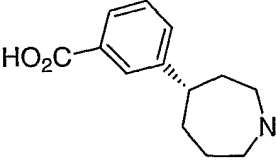
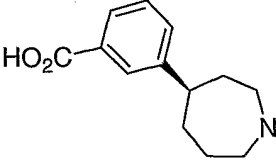
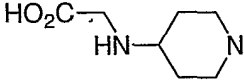
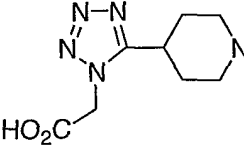
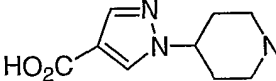
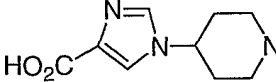


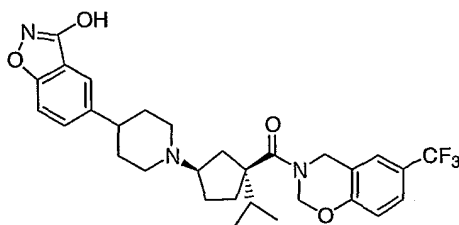
EX.	Amine	Formula/calc. MW	ESI-MS observed M+H <sup>+</sup> (M+1)
I-47		C <sub>24</sub> H <sub>31</sub> F <sub>3</sub> N <sub>2</sub> O <sub>4</sub> 468	469
I-48	 (mix of two isomers)	C <sub>24</sub> H <sub>31</sub> F <sub>3</sub> N <sub>2</sub> O <sub>4</sub> 468	469
I-49		C <sub>26</sub> H <sub>35</sub> F <sub>3</sub> N <sub>2</sub> O <sub>4</sub> 496	497

EX.	Amine	Formula/calc. MW	ESI-MS observed M+H <sup>+</sup> (M+1)
I-50		C32H39F3N2O4 572	573
I-51		C30H35F3N2O4 544	545
I-52	 (mix of two isomers)	C27H37F3N2O4 510	511
I-53		C28H39F3N2O4 524	525
I-54		C30H33F3N2O4 542	543
I-55		C30H34F4N2O4 562	563
I-56		C25H33F3N2O4 482	483
I-57		C25H33F3N2O4 482	483



EX.	Amine	Formula/calc. MW	ESI-MS observed M+H <sup>+</sup> (M+1)
I-58		C <sub>29</sub> H <sub>34</sub> F <sub>3</sub> N <sub>3</sub> O <sub>4</sub> 545	546
I-59		C <sub>25</sub> H <sub>33</sub> F <sub>3</sub> N <sub>2</sub> O <sub>4</sub> 482	483
I-60		C <sub>25</sub> H <sub>33</sub> F <sub>3</sub> N <sub>2</sub> O <sub>4</sub> 482	483
I-61	 <p data-bbox="408 1196 868 1234">(mixture of regio and stereoisomers)</p>	C <sub>26</sub> H <sub>35</sub> F <sub>3</sub> N <sub>2</sub> O <sub>4</sub> 496	497
I-4A		C <sub>31</sub> H <sub>37</sub> F <sub>3</sub> N <sub>2</sub> O <sub>4</sub> 558	559
I-4B		C <sub>31</sub> H <sub>37</sub> F <sub>3</sub> N <sub>2</sub> O <sub>4</sub> 558	559
I-62		C <sub>33</sub> H <sub>37</sub> F <sub>3</sub> N <sub>2</sub> O <sub>4</sub> 582	583

EX.	Amine	Formula/calc. MW	ESI-MS observed M+H <sup>+</sup> (M+1)
I-63		C <sub>33</sub> H <sub>37</sub> F <sub>3</sub> N <sub>2</sub> O <sub>4</sub> 582	583
I-64		C <sub>31</sub> H <sub>37</sub> F <sub>3</sub> N <sub>2</sub> O <sub>4</sub> 558	559
I-65		C <sub>31</sub> H <sub>37</sub> F <sub>3</sub> N <sub>2</sub> O <sub>4</sub> 558	559
I-66		C <sub>25</sub> H <sub>34</sub> F <sub>3</sub> N <sub>3</sub> O <sub>4</sub> 497	498
I-67	 <p data-bbox="432 1547 831 1581">(either 1- or 2-isomers or both)</p>	C <sub>26</sub> H <sub>33</sub> F <sub>3</sub> N <sub>6</sub> O <sub>4</sub> 550	551
I-68		C <sub>27</sub> H <sub>33</sub> F <sub>3</sub> N <sub>4</sub> O <sub>4</sub> 534	535
I-69		C <sub>27</sub> H <sub>33</sub> F <sub>3</sub> N <sub>4</sub> O <sub>4</sub> 534	535

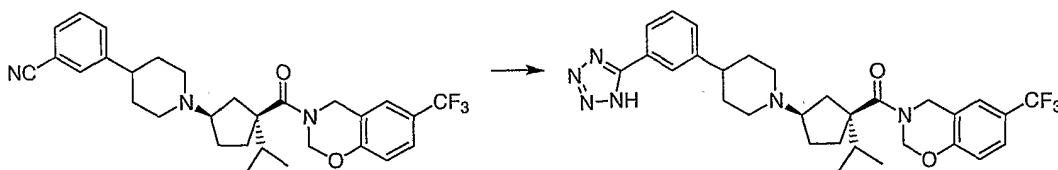
**EXAMPLE I-70**

5 Additional potent chemokine receptor modulators may be created by converting of the nitrile groups found in some of the analogs in Table 1 into tetrazole groups, as described for **EXAMPLE I-71** below:

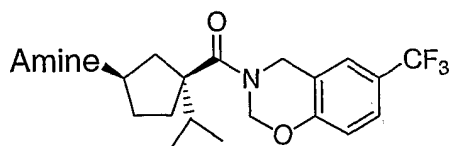
**EXAMPLE I-71**

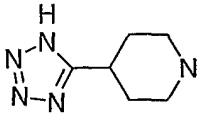
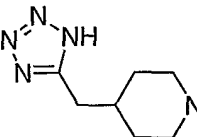
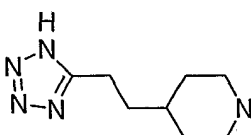
(L-415175-001C001, 44363-14)

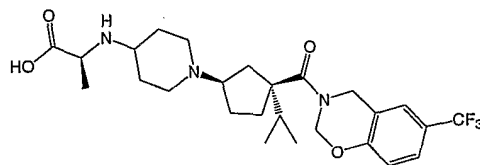
10

**EXAMPLES I-72 to I-74**

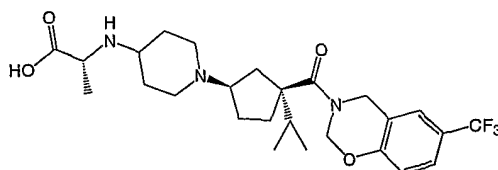
15 In a similar fashion to that described immediately above, the Examples in Table 3, below, were prepared by conversion of nitrile containing analogs into the corresponding tetrazole containing analogs. Examples I-72 through I-74, in Table 3, below, are based on the formula:



EX.	Amine	Formula/calc. MW	ESI-MS observed M+H <sup>+</sup> (M+1)
I-72		C <sub>24</sub> H <sub>31</sub> F <sub>3</sub> N <sub>6</sub> O <sub>2</sub> 492	493
I-73		C <sub>25</sub> H <sub>33</sub> F <sub>3</sub> N <sub>6</sub> O <sub>2</sub> 506	507
I-74		C <sub>26</sub> H <sub>35</sub> F <sub>3</sub> N <sub>6</sub> O <sub>2</sub> 520	521

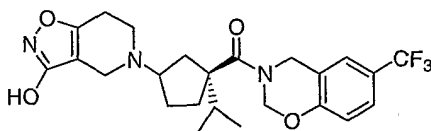
**EXAMPLE I-75**

5

**EXAMPLE I-76**

**EXAMPLE I-77**

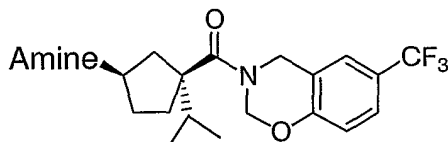
(L-441092-001R001, 44363-51)



5

**EXAMPLES I-78 to I-81**

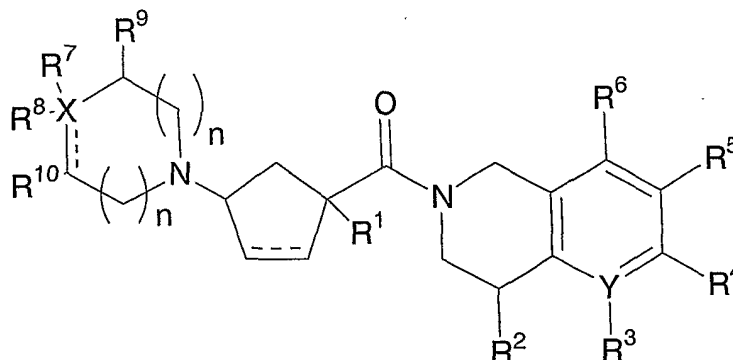
Examples I-78 through I-81, in Table 4, below, are based on the formula:



EX.	Amine	Formula/calc. MW	ESI-MS observed M+H <sup>+</sup> (M+1)
I-78	 (mix cis/trans)	C <sub>24</sub> H <sub>28</sub> F <sub>3</sub> N <sub>3</sub> O <sub>4</sub> 479	480
I-79	 (mix cis/trans)	C <sub>23</sub> H <sub>31</sub> F <sub>3</sub> N <sub>2</sub> O <sub>5</sub> S 504	505
I-80		C <sub>25</sub> H <sub>31</sub> F <sub>3</sub> N <sub>4</sub> O <sub>4</sub> 508	509
I-81		C <sub>28</sub> H <sub>34</sub> F <sub>3</sub> N <sub>3</sub> O <sub>3</sub> 517	518

10

Additional CCR-2 antagonists useful in the methods of the invention are those of Formula II.

**Formula II:**

wherein:

5 X is selected from:

C, N, O, S and SO<sub>2</sub>;

Y is selected from N or C.

10 R<sup>1</sup> is selected from:

hydrogen, -C<sub>1-6</sub>alkyl, -C<sub>0-6</sub>alkyl-O-C<sub>1-6</sub>alkyl, -C<sub>0-6</sub>alkyl-S-C<sub>1-6</sub>alkyl,  
 -(C<sub>0-6</sub>alkyl)-(C<sub>3-7</sub>cycloalkyl)-(C<sub>0-6</sub>alkyl), hydroxy, heterocycle,  
 -CN, -NR<sup>12</sup>R<sup>12</sup>, -NR<sup>12</sup>COR<sup>13</sup>, -NR<sup>12</sup>SO<sub>2</sub>R<sup>14</sup>, -COR<sup>11</sup>, -CONR<sup>12</sup>R<sup>12</sup>, and phenyl,  
 where R<sup>11</sup> is independently selected from: hydroxy, hydrogen,

15 C<sub>1-6</sub> alkyl, -O-C<sub>1-6</sub>alkyl, benzyl, phenyl, C<sub>3-6</sub> cycloalkyl where the alkyl, phenyl,  
 benzyl, and cycloalkyl groups can be unsubstituted or substituted with 1-3  
 substituents where the substituents are independently selected from: halo,  
 hydroxy, C<sub>1-3</sub>alkyl, C<sub>1-3</sub>alkoxy, -CO<sub>2</sub>H, -CO<sub>2</sub>-C<sub>1-6</sub> alkyl, and trifluoromethyl,  
 and

20 where R<sup>12</sup> is selected from: hydrogen, C<sub>1-6</sub> alkyl, benzyl, phenyl,

C<sub>3-6</sub> cycloalkyl where the alkyl, phenyl, benzyl, and cycloalkyl groups can be  
 unsubstituted or substituted with 1-3 substituents where the substituents are

independently selected from: halo, hydroxy, C<sub>1-3</sub>alkyl, C<sub>1-3</sub>alkoxy, -CO<sub>2</sub>H, -CO<sub>2</sub>-C<sub>1-6</sub> alkyl, and trifluoromethyl, and

where R<sup>13</sup> is selected from: hydrogen, C<sub>1-6</sub> alkyl, -O-C<sub>1-6</sub>alkyl, benzyl, phenyl, C<sub>3-6</sub> cycloalkyl where the alkyl, phenyl, benzyl, and cycloalkyl groups can be unsubstituted or substituted with 1-3 substituents where the substituents are independently selected from: halo, hydroxy, C<sub>1-3</sub>alkyl, C<sub>1-3</sub>alkoxy, -CO<sub>2</sub>H, -CO<sub>2</sub>-C<sub>1-6</sub> alkyl, and trifluoromethyl, and

where R<sup>14</sup> is selected from: hydroxy, C<sub>1-6</sub> alkyl, -O-C<sub>1-6</sub>alkyl, benzyl, phenyl, C<sub>3-6</sub> cycloalkyl where the alkyl, phenyl, benzyl, and cycloalkyl groups can be unsubstituted or substituted with 1-3 substituents where the substituents are independently selected from: halo, hydroxy, C<sub>1-3</sub>alkyl, C<sub>1-3</sub>alkoxy, -CO<sub>2</sub>H, -CO<sub>2</sub>-C<sub>1-6</sub> alkyl, and trifluoromethyl, and

where the alkyl and the cycloalkyl are unsubstituted or substituted with 1-7 substituents

where the substituents are independently selected from:

- (a) halo,
- (b) hydroxy,
- (c) -O-C<sub>1-3</sub>alkyl,
- (d) trifluoromethyl,
- (f) C<sub>1-3</sub>alkyl,
- (g) -O-C<sub>1-3</sub>alkyl,
- (h) -COR<sup>11</sup>,
- (i) -SO<sub>2</sub>R<sup>14</sup>,
- (j) -NHCOCH<sub>3</sub>,
- (k) -NHSO<sub>2</sub>CH<sub>3</sub>,
- (l) -heterocycle,
- (m) =O,
- (n) -CN,

and where the phenyl and heterocycle are unsubstituted or substituted with 1-3 substituents where the substituents are independently selected from: halo, hydroxy, C<sub>1-3</sub>alkyl, C<sub>1-3</sub>alkoxy and trifluoromethyl;

5 R<sup>2</sup> is selected from:

- (a) hydrogen,
- (b) hydroxy,
- (c) halo,
- (d) C<sub>1-3</sub>alkyl, where the alkyl is unsubstituted or substituted with 1-6
- 10 substituents independently selected from: fluoro, and hydroxy,
- (e) -NR<sup>12</sup>R<sup>12</sup>,
- (f) -COR<sup>11</sup>,
- (g) -CONR<sup>12</sup>R<sup>12</sup>,
- (h) -NR<sup>12</sup>COR<sup>13</sup>,
- 15 (i) -OCONR<sup>12</sup>R<sup>12</sup>,
- (j) -NR<sup>12</sup>CONR<sup>12</sup>R<sup>12</sup>,
- (k) -heterocycle,
- (l) -CN,
- (m) -NR<sup>12</sup>-SO<sub>2</sub>-NR<sup>12</sup>R<sup>12</sup>,
- 20 (n) -NR<sup>12</sup>-SO<sub>2</sub>-R<sup>14</sup>,
- (o) -SO<sub>2</sub>-NR<sup>12</sup>R<sup>12</sup>, and
- (p) =O, where R<sup>2</sup> is connected to the ring via a double bond;

R<sup>3</sup> is oxygen or is absent when Y is N;

25 R<sup>3</sup> is selected from the following list when Y is C:

- (a) hydrogen,
- (b) hydroxy,
- (c) halo,



- (d) C<sub>1-3</sub>alkyl, where the alkyl is unsubstituted or substituted with 1-6 substituents independently selected from: fluoro, hydroxy, and -COR<sup>11</sup>,
- (e) -NR<sup>12</sup>R<sup>12</sup>,
- (f) -COR<sup>11</sup>,
- 5 (g) -CONR<sup>12</sup>R<sup>12</sup>,
- (h) -NR<sup>12</sup>COR<sup>13</sup>,
- (i) -OCONR<sup>12</sup>R<sup>12</sup>,
- (j) -NR<sup>12</sup>CONR<sup>12</sup>R<sup>12</sup>,
- (k) -heterocycle,
- 10 (l) -CN,
- (m) -NR<sup>12</sup>-SO<sub>2</sub>-NR<sup>12</sup>R<sup>12</sup>,
- (n) -NR<sup>12</sup>-SO<sub>2</sub>-R<sup>14</sup>,
- (o) -SO<sub>2</sub>-NR<sup>12</sup>R<sup>12</sup> and
- (p) nitro;

15

R<sup>4</sup> is selected from:

- (a) hydrogen,
- (b) C<sub>1-6</sub>alkyl,
- (c) trifluoromethyl,
- 20 (d) trifluoromethoxy,
- (e) chloro,
- (f) fluoro,
- (g) bromo, and
- (h) phenyl;

25

R<sup>5</sup> is selected from:

- (a) C<sub>1-6</sub>alkyl, where alkyl may be unsubstituted or substituted with 1-6 fluoro and optionally substituted with hydroxyl,

- (b) -O-C<sub>1-6</sub>alkyl, where alkyl may be unsubstituted or substituted with 1-6 fluoro,
- (c) -CO-C<sub>1-6</sub>alkyl, where alkyl may be unsubstituted or substituted with 1-6 fluoro,
- 5 (d) -S-C<sub>1-6</sub>alkyl, where alkyl may be unsubstituted or substituted with 1-6 fluoro,
- (e) -pyridyl, which may be unsubstituted or substituted with one or more substituents selected from the group consisting of: halo, trifluoromethyl, C<sub>1-4</sub>alkyl, and COR<sup>11</sup>,
- 10 (f) fluoro,
- (g) chloro,
- (h) bromo,
- (i) -C<sub>4-6</sub>cycloalkyl,
- (j) -O-C<sub>4-6</sub>cycloalkyl,
- 15 (k) phenyl, which may be unsubstituted or substituted with one or more substituents selected from the group consisting of : halo, trifluoromethyl, C<sub>1-4</sub>alkyl, and COR<sup>11</sup>,
- (l) -O-phenyl, which may be unsubstituted or substituted with one or more substituents selected from the group consisting of : halo, trifluoromethyl,
- 20 C<sub>1-4</sub>alkyl, and COR<sup>11</sup>,
- (m) -C<sub>3-6</sub>cycloalkyl, where alkyl may be unsubstituted or substituted with 1-6 fluoro,
- (n) -O-C<sub>3-6</sub>cycloalkyl, where alkyl may be unsubstituted or substituted with 1-6 fluoro,
- 25 (o) -heterocycle,
- (p) -CN, and
- (q) -COR<sup>11</sup>;

R<sup>6</sup> is selected from:

- 5
- (a) hydrogen,
  - (b) C<sub>1-6</sub>alkyl, and
  - (c) trifluoromethyl
  - (d) fluoro
  - (e) chloro, and
  - (f) bromo;

R<sup>7</sup> is selected from:

- 10 nothing (when X = O), hydrogen, (C<sub>0-6</sub>alkyl)-phenyl, (C<sub>0-6</sub>alkyl)-heterocycle, (C<sub>0-6</sub>alkyl)-C<sub>3-7</sub>cycloalkyl, (C<sub>0-6</sub>alkyl)-COR<sup>11</sup>, (C<sub>0-6</sub>alkyl)-(alkene)-COR<sup>11</sup>, (C<sub>0-6</sub>alkyl)-SO<sub>3</sub>H, (C<sub>0-6</sub>alkyl)-W-C<sub>0-4</sub>alkyl, (C<sub>0-6</sub>alkyl)-CONR<sup>12</sup>-phenyl, (C<sub>0-6</sub>alkyl)-CONR<sup>15</sup>-V-COR<sup>11</sup>, and nothing (when X is O, S, or SO<sub>2</sub>), where V is selected from C<sub>1-6</sub>alkyl or phenyl, and
- 15 where W is selected from: a single bond, -O-, -S-, -SO-, -SO<sub>2</sub>-, -CO-, -CO<sub>2</sub>-, -CONR<sup>12</sup>- and -NR<sup>12</sup>-, and
- where the R<sup>15</sup> can be hydrogen, C<sub>1-4</sub>alkyl, or where R<sup>15</sup> is joined via a 1-5 carbon tether to one of the carbons of V to form a ring, and
- where the C<sub>0-6</sub>alkyl is unsubstituted or substituted with 1-5 substituents, where
- 20 the substituents are independently selected from:
- (a) halo,
  - (b) hydroxy,
  - (c) -C<sub>0-6</sub>alkyl
  - (d) -O-C<sub>1-3</sub>alkyl,
  - (e) trifluoromethyl, and
  - (f) -C<sub>0-2</sub>alkyl-phenyl,
- 25

and where the phenyl, heterocycle, cycloalkyl, and C<sub>0-4</sub>alkyl is unsubstituted or substituted with 1-5 substituents where the substituents are independently selected from:

- (a) halo,
- 5 (b) trifluoromethyl,
- (c) hydroxy,
- (d) C<sub>1-3</sub>alkyl,
- (e) -O-C<sub>1-3</sub>alkyl,
- (f) -C<sub>0-3</sub>-COR<sup>11</sup>,
- 10 (g) -CN,
- (h) -NR<sup>12</sup>R<sup>12</sup>,
- (i) -CONR<sup>12</sup>R<sup>12</sup>, and
- (j) -C<sub>0-3</sub>-heterocycle,

or where the phenyl and heterocycle may be fused to another heterocycle, which itself may be unsubstituted or substituted with 1-2 substituents independently selected from hydroxy, halo, -COR<sup>11</sup>, and -C<sub>1-3</sub>alkyl,

and where alkene is unsubstituted or substituted with 1-3 substituents which are independently selected from:

- (a) halo,
- 20 (b) trifluoromethyl,
- (c) C<sub>1-3</sub>alkyl,
- (d) phenyl, and
- (e) heterocycle;

R<sup>8</sup> is selected from:

- 25 (a) hydrogen,
- (b) nothing when X is either O, S, SO<sub>2</sub> or N or when a double bond joins the carbons to which R<sup>7</sup> and R<sup>10</sup> are attached,
- (c) hydroxy,
- (d) C<sub>1-6</sub>alkyl,
- 30 (e) C<sub>1-6</sub>alkyl-hydroxy,

- (f) -O-C<sub>1-3</sub>alkyl,
- (g) -COR<sup>11</sup>,
- (h) -CONR<sup>12</sup>R<sup>12</sup>, and
- (i) -CN;

5

or where R<sup>7</sup> and R<sup>8</sup> may be joined together to form a ring which is selected from:

- (a) 1H-indene,
- (b) 2,3-dihydro-1H-indene,
- (c) 2,3-dihydro-benzofuran,
- (d) 1,3-dihydro-isobenzofuran,
- (e) 2,3-dihydro-benzothiofuran,
- (f) 1,3-dihydro-isobenzothiofuran,
- (g) 6H-cyclopenta[*d*]isoxazol-3-ol
- (h) cyclopentane, and
- (i) cyclohexane,

10

15

where the ring formed may be unsubstituted or substituted with 1-5 substituents independently selected from:

- (a) halo,
- (b) trifluoromethyl,
- (c) hydroxy,
- (d) C<sub>1-3</sub>alkyl,
- (e) -O-C<sub>1-3</sub>alkyl,
- (f) -C<sub>0-3</sub>-COR<sup>11</sup>,
- (g) -CN,
- (h) -NR<sup>12</sup>R<sup>12</sup>,
- (i) -CONR<sup>12</sup>R<sup>12</sup>, and
- (j) -C<sub>0-3</sub>-heterocycle,

20

25

or where R<sup>7</sup> and R<sup>9</sup> or R<sup>8</sup> and R<sup>10</sup> may be joined together to form a ring which is phenyl or heterocycle,

30

wherein the ring is unsubstituted or substituted with 1-7 substituents where the substituents are independently selected from:

- (a) halo,
- (b) trifluoromethyl,
- 5 (c) hydroxy,
- (d) C<sub>1-3</sub>alkyl,
- (e) -O-C<sub>1-3</sub>alkyl,
- (f) -COR<sup>11</sup>,
- (g) -CN,
- 10 (h) -NR<sup>12</sup>R<sup>12</sup>, and
- (i) -CONR<sup>12</sup>R<sup>12</sup>;

R<sup>9</sup> and R<sup>10</sup> are independently selected from:

- (a) hydrogen,
- 15 (b) hydroxy,
- (c) C<sub>1-6</sub>alkyl,
- (d) C<sub>1-6</sub>alkyl-COR<sup>11</sup>,
- (e) C<sub>1-6</sub>alkyl-hydroxy,
- (f) -O-C<sub>1-3</sub>alkyl,
- 20 (g) =O, when R<sup>9</sup> or R<sup>10</sup> is connected to the ring via a double bond
- (h) halo;

n is selected from 0, 1 and 2;

the dashed line represents a single or a double bond;

25 and pharmaceutically acceptable salts thereof and individual diastereomers thereof.

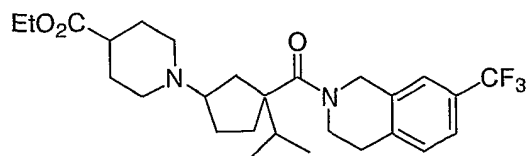
#### Formula II Compounds - Examples

Examples of the compounds of Formula II include the following:

30

**EXAMPLE II-1**

(L-070912)

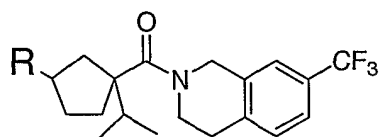


5

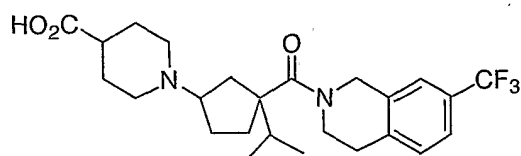
**EXAMPLES II-2 to II-6**

(L-070913/914/915/922/923)

Examples II-2 through II-6, in Table 5, below, are based on the formula:



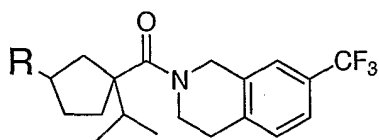
Example	R	Molecular Formula	Calculated [M <sup>+</sup> H <sup>+</sup> ]	Found [M <sup>+</sup> H <sup>+</sup> ]
II-2		C <sub>27</sub> H <sub>38</sub> F <sub>3</sub> N <sub>2</sub> O <sub>3</sub>	495.28	495.15
II-3		C <sub>27</sub> H <sub>38</sub> F <sub>3</sub> N <sub>2</sub> O <sub>3</sub>	485.28	495.15
II-4		C <sub>28</sub> H <sub>40</sub> F <sub>3</sub> N <sub>2</sub> O <sub>3</sub>	509.29	509.35
II-5		C <sub>25</sub> H <sub>34</sub> F <sub>3</sub> N <sub>2</sub> O <sub>3</sub>	467.24	467.1
II-6		C <sub>26</sub> H <sub>36</sub> F <sub>3</sub> N <sub>2</sub> O <sub>3</sub>	481.26	481.2

**EXAMPLE II-7****(L-070927)**

5

**EXAMPLES II-8 to II-12****(L-070928/929/930/932/???)**

Examples II-8 through II-12, in Table 6, below, are based on the formula:



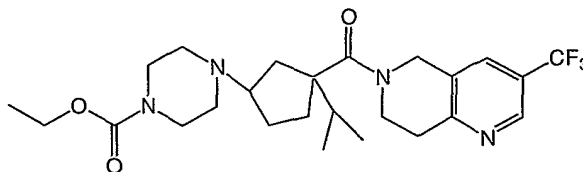
10

Example	R	Molecular Formula	Calculated [M <sup>+</sup> H <sup>+</sup> ]	Found [M <sup>+</sup> H <sup>+</sup> ]
II-8		C <sub>26</sub> H <sub>36</sub> F <sub>3</sub> N <sub>2</sub> O <sub>3</sub>	481.26	481.3
II-9		C <sub>25</sub> H <sub>34</sub> F <sub>3</sub> N <sub>2</sub> O <sub>3</sub>	467.24	467.3
II-10		C <sub>26</sub> H <sub>36</sub> F <sub>3</sub> N <sub>2</sub> O <sub>3</sub>	481.26	481.3
II-11		C <sub>24</sub> H <sub>32</sub> F <sub>3</sub> N <sub>2</sub> O <sub>3</sub>	453.23	453.25
II-12		C <sub>25</sub> H <sub>33</sub> F <sub>3</sub> N <sub>2</sub> O <sub>3</sub>	467.24	467.25



**EXAMPLE II-13**

(L-310727; M. Lombardo; 31995-91 #3)

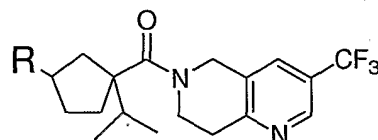


5

**EXAMPLES II-14 to II-16**

(L-071082, L-071083, L-310729)

Examples II-14 through II-16, in Table 7, below, are based on the formula:

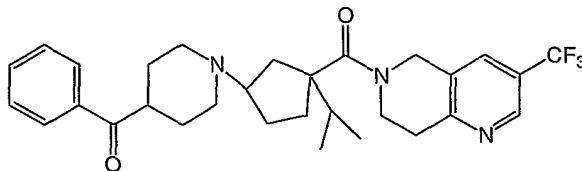


10

Example	R	Molecular Formula	Calculated [M <sup>+</sup> H <sup>+</sup> ]	Found [M <sup>+</sup> H <sup>+</sup> ]
II-14		C <sub>28</sub> H <sub>36</sub> F <sub>3</sub> N <sub>4</sub> O	501.28	501.25
II-15		C <sub>29</sub> H <sub>37</sub> F <sub>3</sub> N <sub>4</sub> O	515.29	515.3
II-16		C <sub>29</sub> H <sub>35</sub> F <sub>3</sub> N <sub>4</sub> O	528.27	529.25

**EXAMPLE II-17**

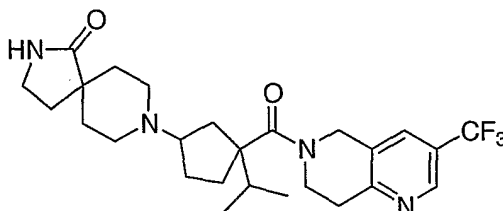
(L-310728; M. Lombardo; 31995-91 #2)



5

**EXAMPLE II-18**

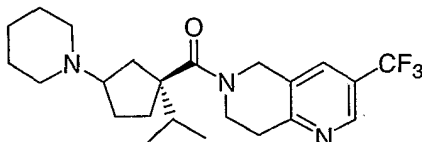
(L-250442; C. Zhou)



10

**EXAMPLE II-19**

(L-238241; S. Goble; 44292-063G)

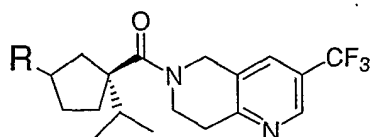


15

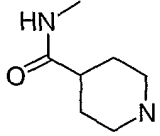
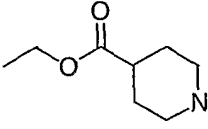
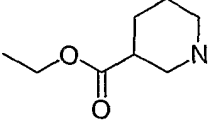
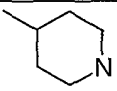
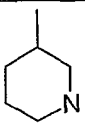
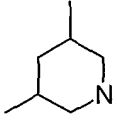
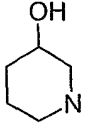
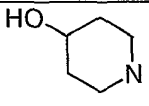

**EXAMPLES II-20 to II-28**

Examples II-20 through II-28, in Table 8, below, are based on the

formula:

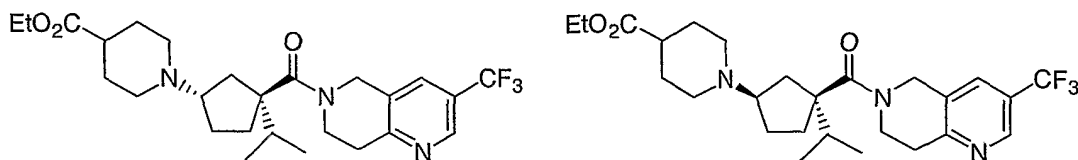


20

Example	Structure	Molecular Formula	Calculated MW	Found MW [M+H]
II-20		C <sub>25</sub> H <sub>35</sub> F <sub>3</sub> N <sub>4</sub> O <sub>2</sub>	480.27	481
II-21		C <sub>26</sub> H <sub>36</sub> F <sub>3</sub> N <sub>3</sub> O <sub>3</sub>	495.27	496
II-22		C <sub>26</sub> H <sub>36</sub> F <sub>3</sub> N <sub>3</sub> O <sub>3</sub>	495.27	496
II-23		C <sub>24</sub> H <sub>34</sub> F <sub>3</sub> N <sub>3</sub> O	437.27	438
II-24		C <sub>24</sub> H <sub>34</sub> F <sub>3</sub> N <sub>3</sub> O	437.27	438
II-25		C <sub>25</sub> H <sub>36</sub> F <sub>3</sub> N <sub>3</sub> O	451.28	452
II-26		C <sub>23</sub> H <sub>32</sub> F <sub>3</sub> N <sub>3</sub> O <sub>2</sub>	439.24	440
II-27		C <sub>23</sub> H <sub>32</sub> F <sub>3</sub> N <sub>3</sub> O <sub>2</sub>	439.24	440
II-28		C <sub>24</sub> H <sub>32</sub> F <sub>3</sub> N <sub>3</sub> O	435.25	436

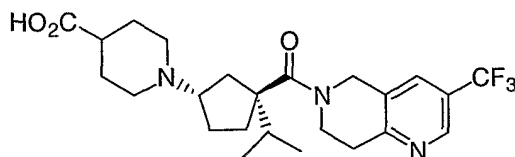
**EXAMPLE II-29 and EXAMPLE II-30**

(L-250911/913; S. Goble; 44292-075C-1/2)



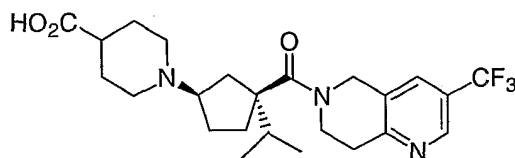
**EXAMPLE II-31**

(L-251644; S. Goble; 44292-079A)



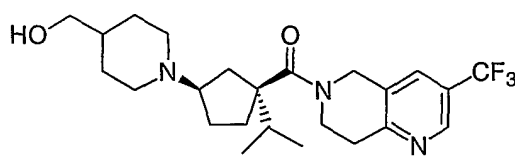
**EXAMPLE II-32**

(L-251638; S. Goble; 44292-079B)



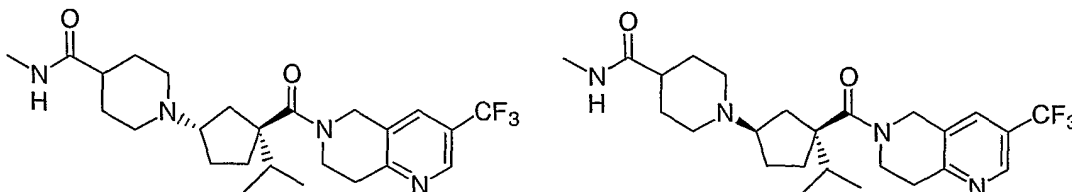
**EXAMPLE II-33**

(L-259996; S. Goble; 44292-080B)

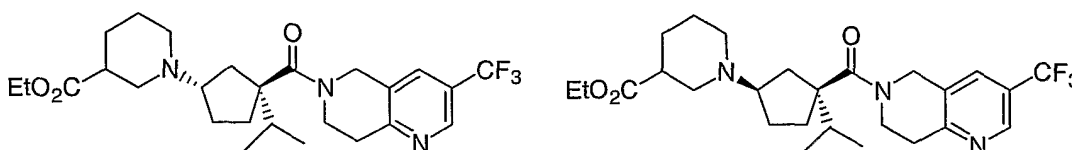
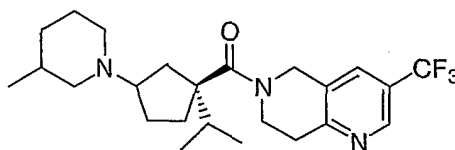


**EXAMPLE II-34 and EXAMPLE II-35**

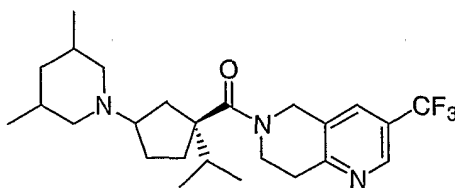
(L-896353/354; S. Goble; 44292-096-1/2)

**EXAMPLE II-36 and EXAMPLE II-37**

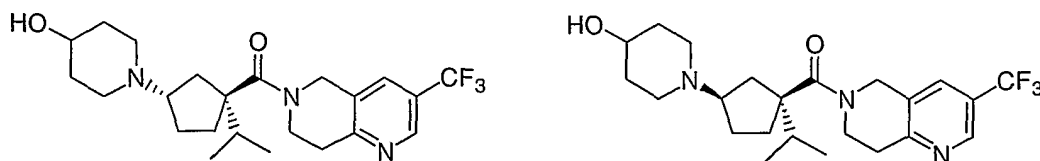
(L-251400/402; S. Goble; 44292-75B-1/2)

**EXAMPLE II-38** (L-311529/628/743/748; S. Goble; 44292-75B-1/2)**EXAMPLE II-42**

(L-312021; S. Goble; 44292-75B-1/2)

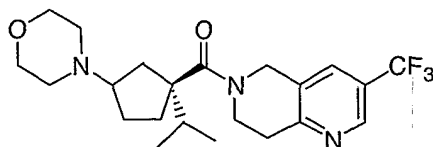
**EXAMPLE II-47 and EXAMPLE II-48**

(L-330379/467; S. Goble; 44292-114)



**EXAMPLE II-49**

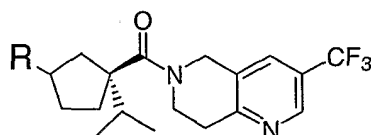
(L-238242; S. Goble; 44292-063I)



5

**EXAMPLES II-50 to II-53**

Examples II-50 through II-53, in Table 9, below, are based on the formula:

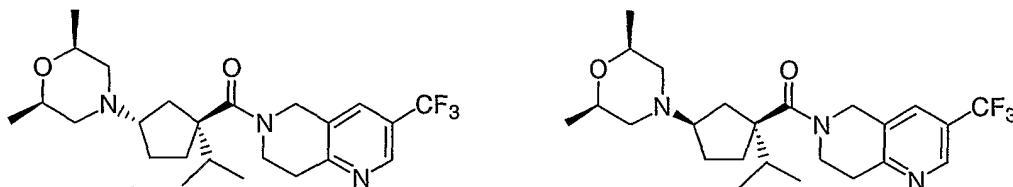


Example	Structure	Molecular Formula	Calculated MW	Found MW [M+H]
II-50		C <sub>24</sub> H <sub>34</sub> F <sub>3</sub> N <sub>3</sub> O <sub>2</sub>	453.26	454
II-51		C <sub>29</sub> H <sub>36</sub> F <sub>3</sub> N <sub>3</sub> O <sub>3</sub>	531.27	532
II-52		C <sub>23</sub> H <sub>30</sub> F <sub>3</sub> N <sub>3</sub> O <sub>2</sub>	437.23	438

10

**EXAMPLE II-53 and EXAMPLE II-54**

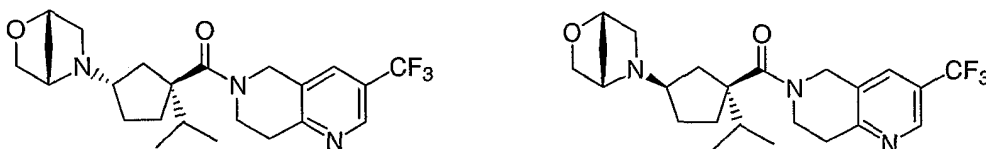
(L-250277/280; S. Goble; 44292-072)



5

**EXAMPLE II-55 and EXAMPLE II-56**

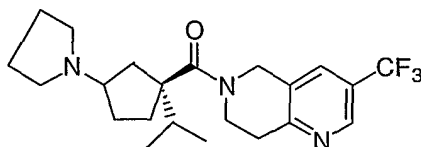
(L-250277/280; S. Goble; 44292-072)



10

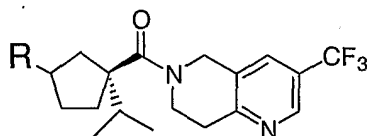
**EXAMPLE II-57**

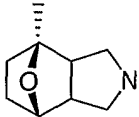
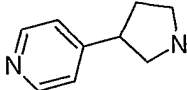
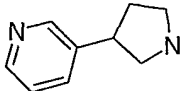
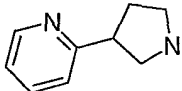
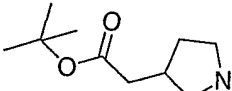
(L-238248/246; S. Goble; 44292-063H)

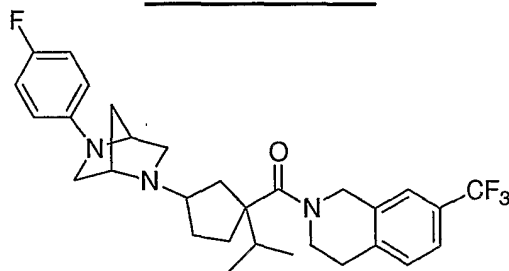
**EXAMPLES II-58 to II-62**

15

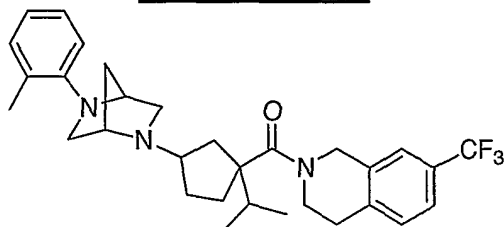
Examples II-58 through II-62, in Table 10, below, are based on the formula:



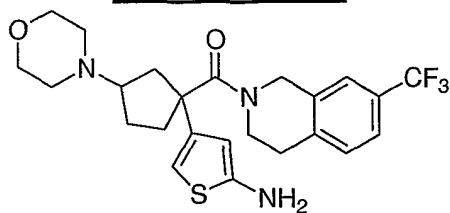
Example	Structure	Molecular Formula	Calculated MW	Found MW [M+H]
II-58		C <sub>27</sub> H <sub>36</sub> F <sub>3</sub> N <sub>3</sub> O <sub>2</sub>	491.28	492
II-59		C <sub>27</sub> H <sub>33</sub> F <sub>3</sub> N <sub>4</sub> O	486.26	487
II-60		C <sub>27</sub> H <sub>33</sub> F <sub>3</sub> N <sub>4</sub> O	486.26	487
II-61		C <sub>27</sub> H <sub>33</sub> F <sub>3</sub> N <sub>4</sub> O	486.26	487
II-62		C <sub>28</sub> H <sub>40</sub> F <sub>3</sub> N <sub>3</sub> O <sub>3</sub>	523.30	524

**EXAMPLE II-63**

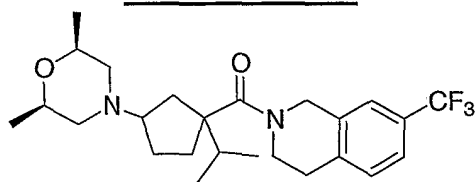
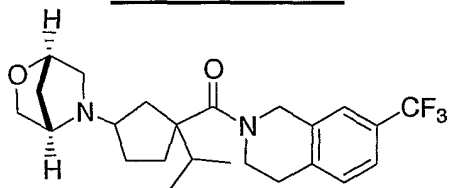
5

**EXAMPLE II-64**

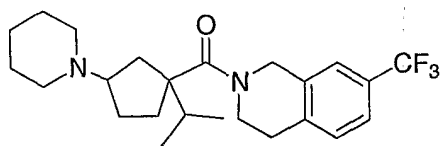


**EXAMPLE II-65**

5

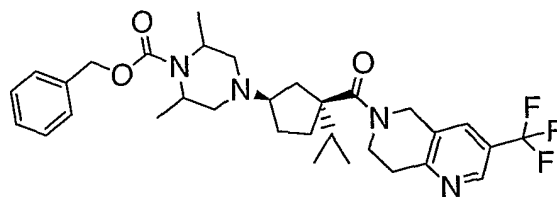
**EXAMPLE II-66****EXAMPLE II-67**

10

**EXAMPLE II-68**

15

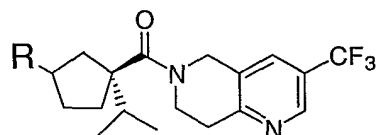
**EXAMPLE II-69**



5

**EXAMPLES II-70 to II-72**

Examples II-70 through II-72, in Table 11, below, are based on the formula:

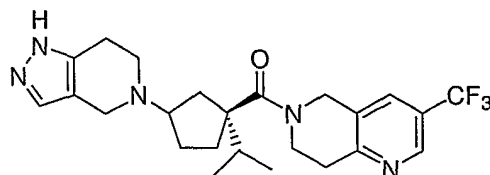


Example	Structure	Molecular Formula	Calculated MW	Found MW [M+H]
II-70		C <sub>26</sub> H <sub>37</sub> F <sub>3</sub> N <sub>4</sub> O	478.29	479
II-71		C <sub>25</sub> H <sub>35</sub> F <sub>3</sub> N <sub>4</sub> O	464.28	465
II-72		C <sub>27</sub> H <sub>35</sub> F <sub>3</sub> N <sub>6</sub> O	516.28	517

10

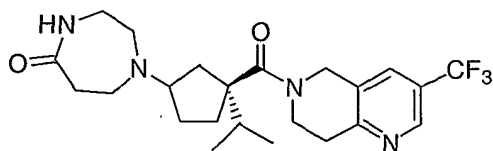
**EXAMPLE II-73**

(L-311207; S. Goble; 44292-89Q)



**EXAMPLE II-74**

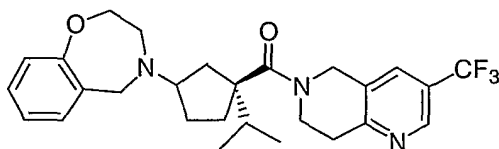
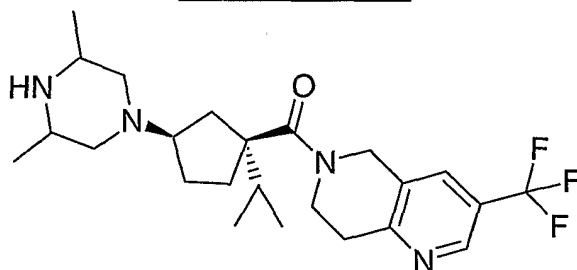
(L-311211; S. Goble; 44292-89U)



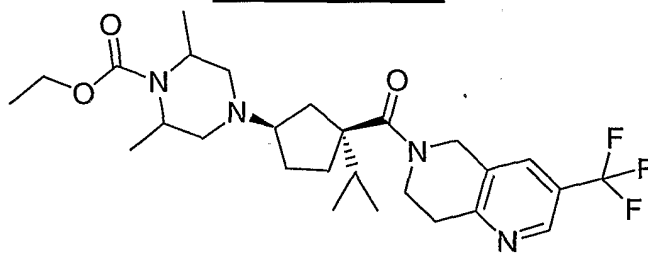
5

**EXAMPLE II-75**

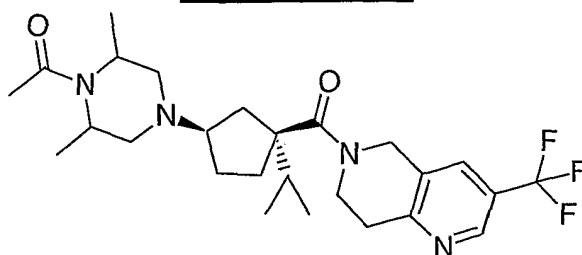
(L-310328/299; S. Goble; 44292-89Y-1/2)

**EXAMPLE II-76**

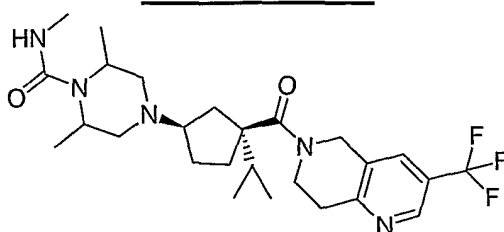
10

**EXAMPLE II-77**

**EXAMPLE II-78**



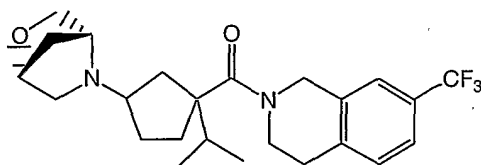
**EXAMPLE II-79**



5

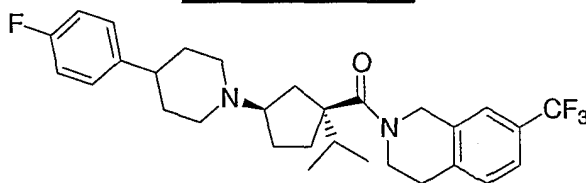
**EXAMPLE II-80**

L-070505



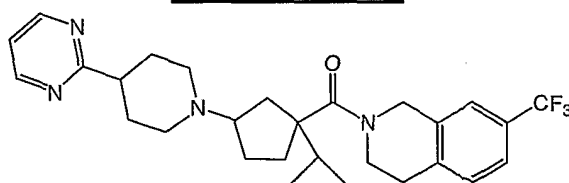
10

**EXAMPLE II-81**



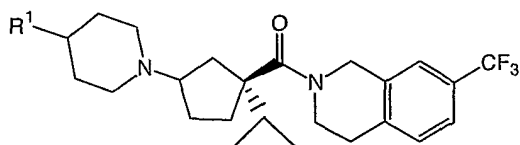
15

**EXAMPLE II-82**

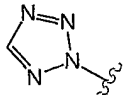
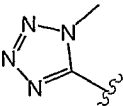


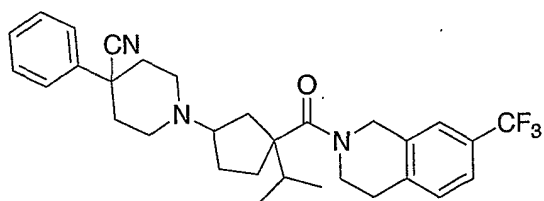
**EXAMPLES II-83 to II-91**

Examples II-83 through II-91, in Table 12, below, are based on the formula:

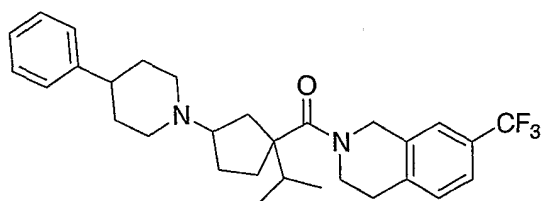


Example	R <sup>1</sup>	Molecular Formula	Calculated [M]	Found [M+H]
II-83		C <sub>27</sub> H <sub>36</sub> F <sub>3</sub> N <sub>4</sub> O	488.27	489
II-84		C <sub>27</sub> H <sub>36</sub> F <sub>3</sub> N <sub>4</sub> O	488.27	489
II-85		C <sub>27</sub> H <sub>36</sub> F <sub>3</sub> N <sub>4</sub> O	488.27	489
II-86		C <sub>26</sub> H <sub>35</sub> F <sub>3</sub> N <sub>5</sub> O	489.27	490
II-87		C <sub>26</sub> H <sub>35</sub> F <sub>3</sub> N <sub>5</sub> O	489.27	490
II-88		C <sub>26</sub> H <sub>35</sub> F <sub>3</sub> N <sub>5</sub> O	489.27	490
II-89		C <sub>25</sub> H <sub>34</sub> F <sub>3</sub> N <sub>6</sub> O	490.26	491

II-90		C <sub>25</sub> H <sub>34</sub> F <sub>3</sub> N <sub>6</sub> O	490.26	491
II-91		C <sub>26</sub> H <sub>36</sub> F <sub>3</sub> N <sub>6</sub> O	504.26	505

**EXAMPLE II-92**

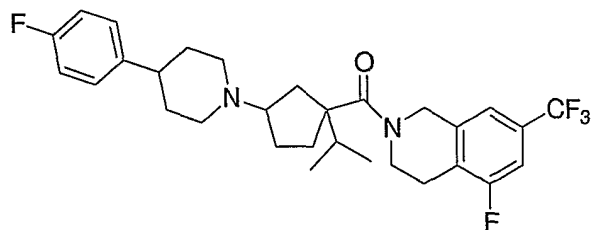
5

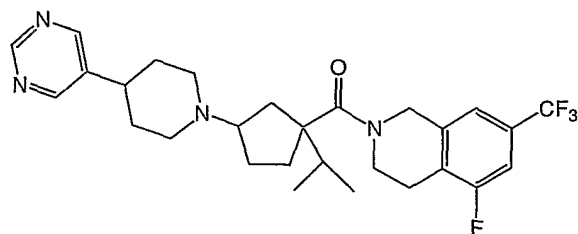
**EXAMPLE II-93**

10

**EXAMPLE II-94**

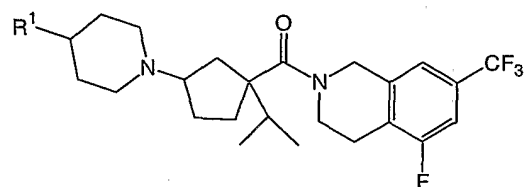
L-070188, L-070189



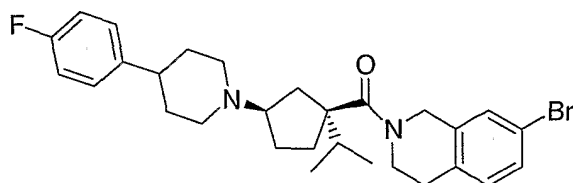
**EXAMPLE II-95**

5

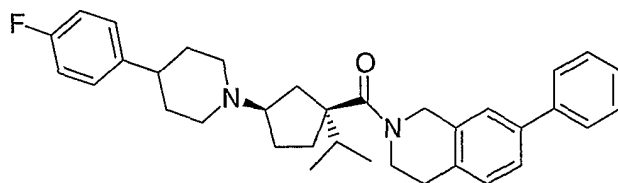
and

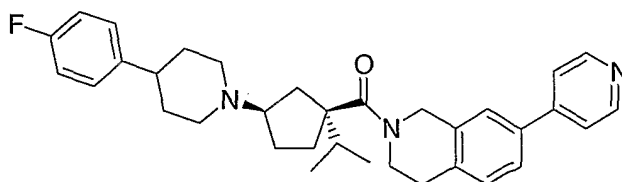


10

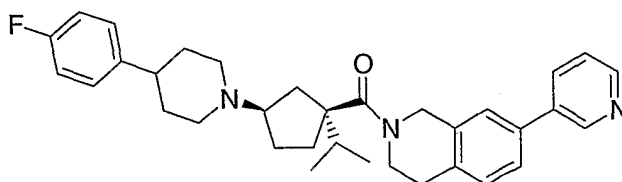
**EXAMPLE II-105**

15

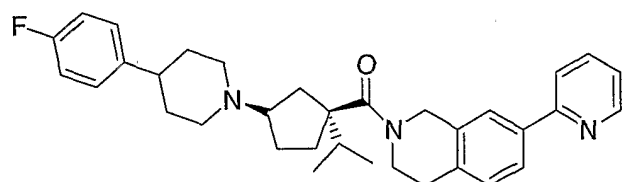
**EXAMPLE II-106**

**EXAMPLE II-107**

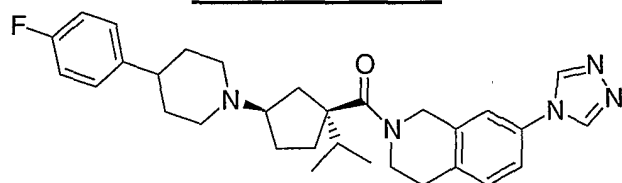
5

**EXAMPLE II-108**

10

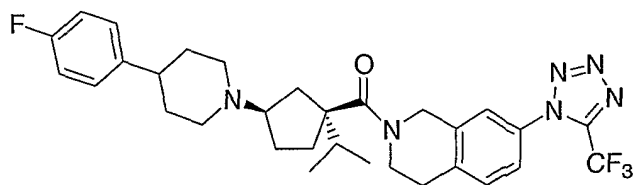
**EXAMPLE II-109**

15

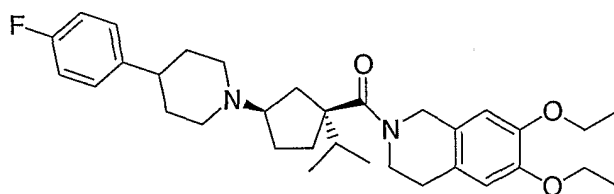
**EXAMPLE II-110**

20

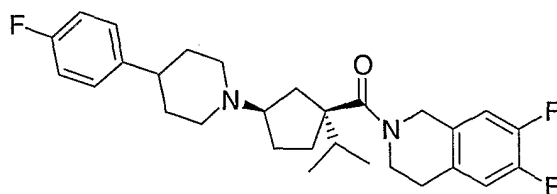


**EXAMPLE II-111**

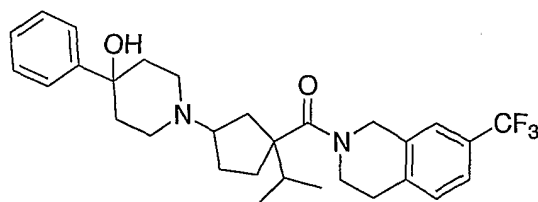
5

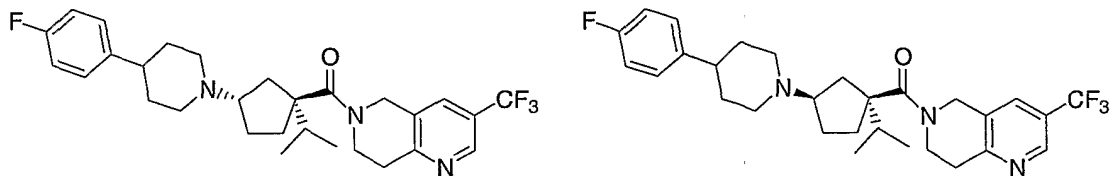
**EXAMPLE II-112**

10

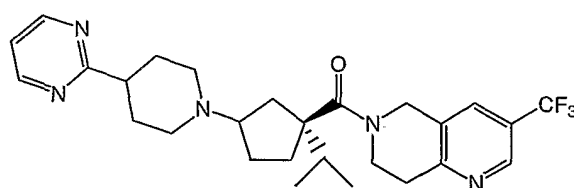
**EXAMPLE II-113**

15

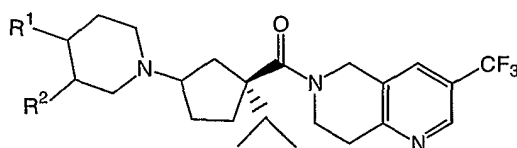
**EXAMPLE II-114**

**EXAMPLES II-115 and II-116**

5

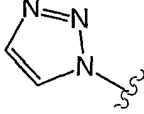
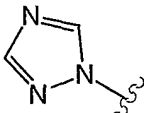
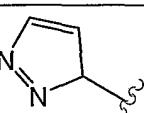
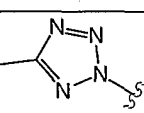
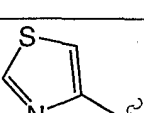
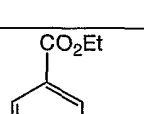
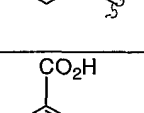
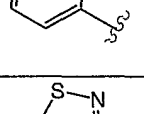
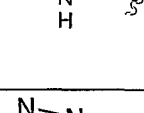
**EXAMPLE II-117****EXAMPLES II-118 to II-129**

Examples II-118 through II-129, in Table 13, below, are based on the formula:



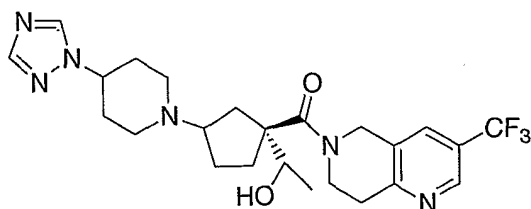
10

Example	R <sup>1</sup>	R <sup>2</sup>	Molecular Formula	Calculated [M]	Found [M+H]
II-118		H	C <sub>27</sub> H <sub>34</sub> F <sub>3</sub> N <sub>5</sub> O	501.27	502
II-119		H	C <sub>24</sub> H <sub>32</sub> F <sub>3</sub> N <sub>7</sub> O	491.26	492
II-120		H	C <sub>26</sub> H <sub>34</sub> F <sub>3</sub> N <sub>5</sub> O	489.27	490

II-121		H	C <sub>25</sub> H <sub>33</sub> F <sub>3</sub> N <sub>6</sub> O	490.27	491
II-122		H	C <sub>25</sub> H <sub>33</sub> F <sub>3</sub> N <sub>6</sub> O	490.27	491
II-123		H	C <sub>26</sub> H <sub>34</sub> F <sub>3</sub> N <sub>5</sub> O	489.27	490
II-124		H	C <sub>25</sub> H <sub>34</sub> F <sub>3</sub> N <sub>7</sub> O	505.28	506
II-125		H	C <sub>26</sub> H <sub>33</sub> F <sub>3</sub> N <sub>4</sub> O <sub>S</sub>	506.23	507
II-126		H	C <sub>32</sub> H <sub>43</sub> F <sub>3</sub> N <sub>3</sub> O <sub>3</sub>	574.33	575
II-127		H	C <sub>30</sub> H <sub>39</sub> F <sub>3</sub> N <sub>3</sub> O <sub>3</sub>	546.29	547
II-128		H	C <sub>25</sub> H <sub>32</sub> F <sub>3</sub> N <sub>5</sub> O <sub>2</sub> S	523.22	524
II-129		H	C <sub>26</sub> H <sub>35</sub> F <sub>3</sub> N <sub>6</sub> O	504.28	505

**EXAMPLE II-130**

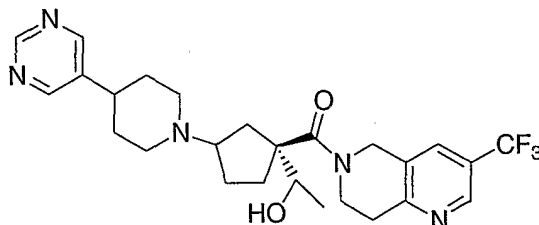
L-251172, L-251173, L-251174, L-251176, L-260261



5

**EXAMPLE II-131**

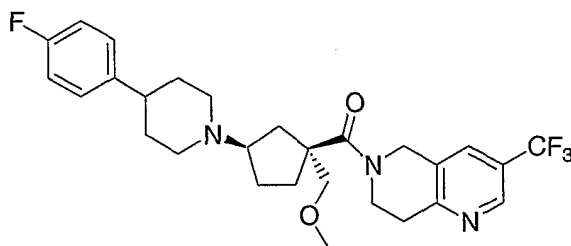
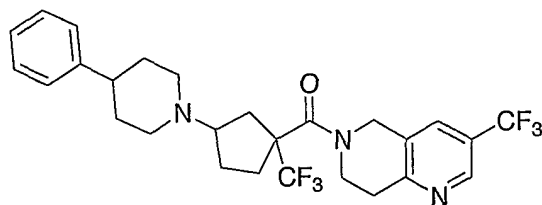
L-260661, L-260663, L-310458, L-896360, L-896361, L-896362



10

**EXAMPLE II-132**

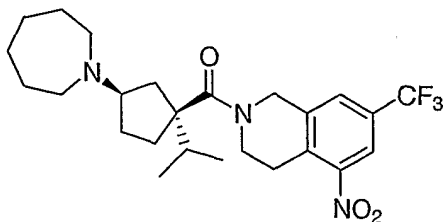
L-896358, L-896359

**EXAMPLE II-133**

15

**EXAMPLE II-134**

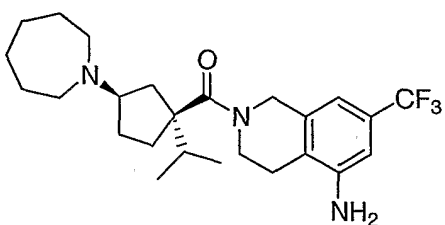
L-000400081



5

**EXAMPLE II-135**

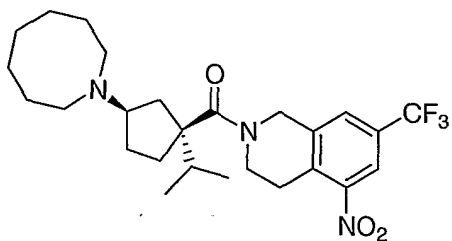
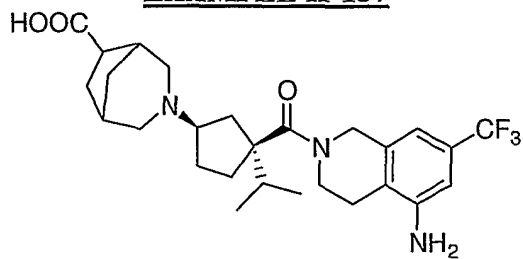
L-000400084



10

**EXAMPLE II-136**

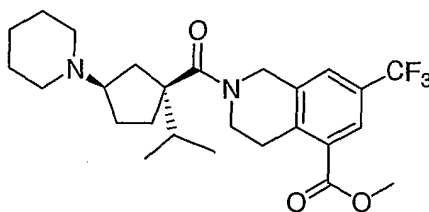
L-000401768

**EXAMPLE II-137**

15

**EXAMPLE II-138**

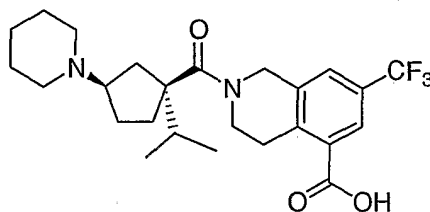
L-000392271



5

**EXAMPLE II-139**

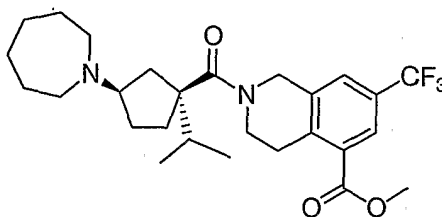
L-000392274



10

**EXAMPLE II-140**

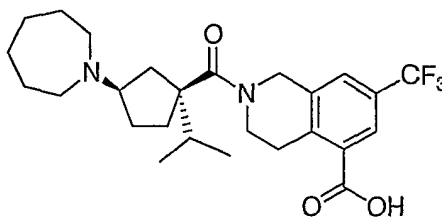
L-000392725



15

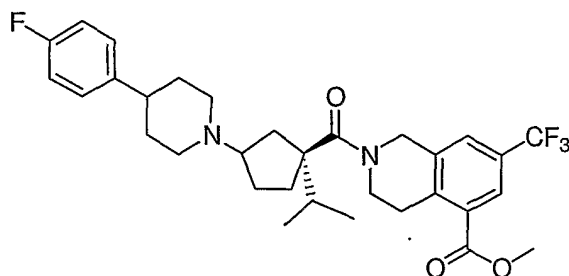
**EXAMPLE II-141**

L-000392730



**EXAMPLE II-142**

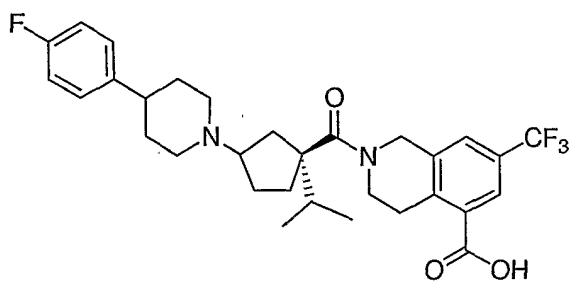
L-000436347



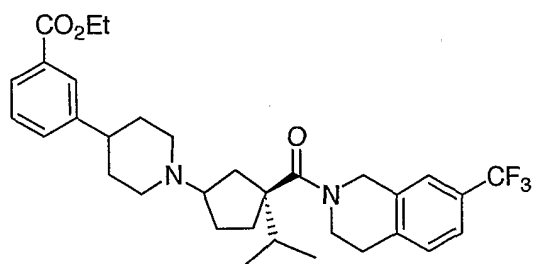
5

**EXAMPLE II-143**

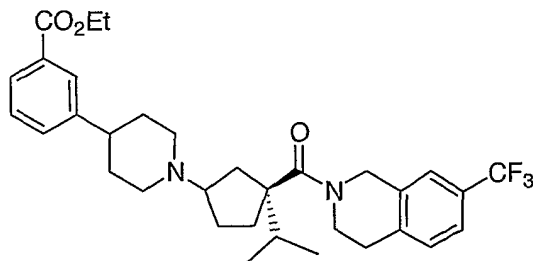
L-000436374



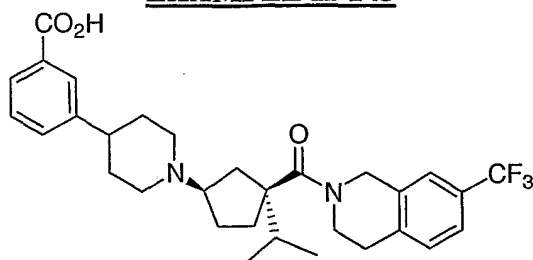
10

**EXAMPLE II-144**

and

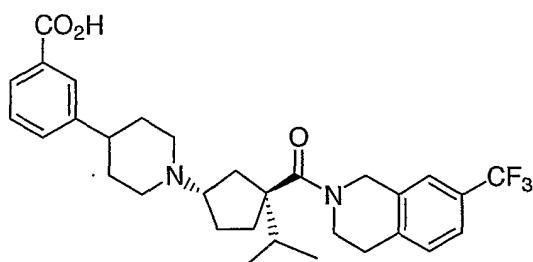


**EXAMPLE II-145**



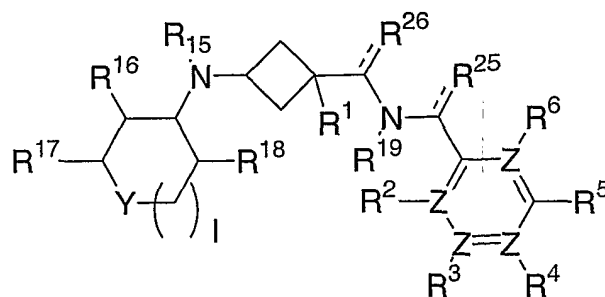
5

**EXAMPLE II-146**



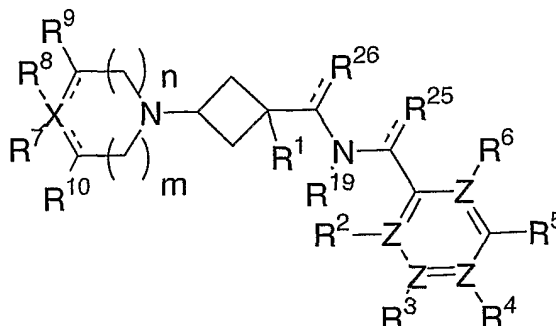
10 Additional CCR-2 antagonists useful in the inventive methods of the invention are those of Formulae IIIa and IIIb.

**Formulae IIIa and IIIb**





IIIa



IIIb

5 wherein:

X is selected from O, N, S, SO<sub>2</sub>, or C.

Y is selected from:

-O-, -NR<sup>12</sup>-, -S-, -SO-, -SO<sub>2</sub>-, and -CR<sup>12</sup>R<sup>12</sup>-, -NSO<sub>2</sub>R<sup>14</sup>-,

10 -NCOR<sup>13</sup>-, -CR<sup>12</sup>COR<sup>11</sup>-, -CR<sup>12</sup>OCOR<sup>13</sup>-, -CO-,

R<sup>11</sup> is independently selected from: hydroxy, hydrogen,

C<sub>1-6</sub> alkyl, -O-C<sub>1-6</sub>alkyl, benzyl, phenyl, C<sub>3-6</sub> cycloalkyl where the alkyl,

phenyl, benzyl, and cycloalkyl groups can be unsubstituted or substituted with 1-3

substituents where the substituents are independently selected from: halo,

15 hydroxy, C<sub>1-3</sub>alkyl, C<sub>1-3</sub>alkoxy, -CO<sub>2</sub>H, -CO<sub>2</sub>-C<sub>1-6</sub> alkyl, and trifluoromethyl;

R<sup>12</sup> is selected from: hydrogen, C<sub>1-6</sub> alkyl, benzyl, phenyl,

C<sub>3-6</sub> cycloalkyl where the alkyl, phenyl, benzyl, and cycloalkyl groups can be

unsubstituted or substituted with 1-3 substituents where the substituents are

independently selected from: halo, hydroxy, C<sub>1-3</sub>alkyl, C<sub>1-3</sub>alkoxy, -CO<sub>2</sub>H, -

20 CO<sub>2</sub>-C<sub>1-6</sub> alkyl, and trifluoromethyl;

R<sup>13</sup> is selected from: hydrogen, C<sub>1-6</sub> alkyl, -O-C<sub>1-6</sub>alkyl, benzyl, phenyl, C<sub>3-6</sub>

cycloalkyl where the alkyl, phenyl, benzyl, and cycloalkyl groups can be

unsubstituted or substituted with 1-3 substituents where the substituents are

independently selected from: halo, hydroxy, C<sub>1-3</sub>alkyl, C<sub>1-3</sub>alkoxy, -CO<sub>2</sub>H, -

25 CO<sub>2</sub>-C<sub>1-6</sub> alkyl, and trifluoromethyl;

R<sup>14</sup> is selected from: hydroxy, C<sub>1-6</sub> alkyl, -O-C<sub>1-6</sub>alkyl, benzyl, phenyl, C<sub>3-6</sub>

cycloalkyl where the alkyl, phenyl, benzyl, and cycloalkyl groups can be

unsubstituted or substituted with 1-3 substituents where the substituents are

independently selected from: halo, hydroxy, C<sub>1-3</sub>alkyl, C<sub>1-3</sub>alkoxy, -CO<sub>2</sub>H, -CO<sub>2</sub>-C<sub>1-6</sub> alkyl, and trifluoromethyl;

Z is independently selected from C or N, where at most two of the Z are N.

5

R<sup>1</sup> is selected from:

hydrogen, -C<sub>1-6</sub>alkyl, -C<sub>0-6</sub>alkyl-O-C<sub>1-6</sub>alkyl, -C<sub>0-6</sub>alkyl-S-C<sub>1-6</sub>alkyl, -(C<sub>0-6</sub>alkyl)-(C<sub>3-7</sub>cycloalkyl)-(C<sub>0-6</sub>alkyl), hydroxy, heterocycle, -CN, -NR<sup>12</sup>R<sup>12</sup>, -NR<sup>12</sup>COR<sup>13</sup>, -NR<sup>12</sup>SO<sub>2</sub>R<sup>14</sup>, -COR<sup>11</sup>, -CONR<sup>12</sup>R<sup>12</sup>, and phenyl;

10

the alkyl and the cycloalkyl are unsubstituted or substituted with 1-7 substituents where the substituents are independently selected from:

- (a) halo,
- (b) hydroxy,
- (c) -O-C<sub>1-3</sub>alkyl,
- (d) trifluoromethyl,
- (f) C<sub>1-3</sub>alkyl,
- (g) -O-C<sub>1-3</sub>alkyl,
- (h) -COR<sup>11</sup>,
- (i) -SO<sub>2</sub>R<sup>14</sup>,
- (j) -NHCOCH<sub>3</sub>,
- (k) -NHSO<sub>2</sub>CH<sub>3</sub>,
- (l) -heterocycle,
- (m) =O,
- (n) -CN,

15

20

25

and where the phenyl and heterocycle are unsubstituted or substituted with 1-3 substituents where the substituents are independently selected from: halo, hydroxy, -COR<sup>11</sup>, C<sub>1-3</sub>alkyl, C<sub>1-3</sub>alkoxy and trifluoromethyl;

30 R<sup>2</sup> is selected from:

- (a) hydrogen,
- (b) C<sub>1-3</sub>alkyl, optionally substituted with 1-3 fluoro,
- (c) -O-C<sub>1-3</sub>alkyl, optionally substituted with 1-3 fluoro,
- (d) hydroxy,
- (e) chloro,

35

- (f) fluoro,  
(g) bromo,  
(h) phenyl,  
(g) heterocycle, and  
5 (h) nothing or O (when the Z bonded to R<sup>2</sup> is N);

R<sup>3</sup> is selected from:

- (a) hydrogen,  
(b) C<sub>1-3</sub>alkyl, optionally substituted with 1-3 fluoro,  
10 (c) -O-C<sub>1-3</sub>alkyl, optionally substituted with 1-3 fluoro,  
(d) hydroxy,  
(e) chloro,  
(f) fluoro,  
(g) bromo,  
15 (h) phenyl,  
(g) heterocycle, and  
(h) nothing or O (when the Z bonded to R<sup>3</sup> is N);

R<sup>4</sup> is selected from:

- (a) hydrogen,  
(b) C<sub>1-3</sub>alkyl, optionally substituted with 1-3 fluoro,  
(c) -O-C<sub>1-3</sub>alkyl, optionally substituted with 1-3 fluoro,  
(d) hydroxy,  
(e) chloro,  
25 (f) fluoro,  
(g) bromo,  
(h) phenyl,  
(g) heterocycle, and  
(h) nothing or O (when the Z bonded to R<sup>4</sup> is N);

R<sup>5</sup> is selected from:

- (a) C<sub>1-6</sub>alkyl, where alkyl may be unsubstituted or substituted with 1-6 fluoro  
and optionally substituted with hydroxyl,  
(b) -O-C<sub>1-6</sub>alkyl, where alkyl may be unsubstituted or substituted with 1-6  
35 fluoro,

- (c) -CO-C<sub>1-6</sub>alkyl, where alkyl may be unsubstituted or substituted with 1-6 fluoro,
- (d) -S-C<sub>1-6</sub>alkyl, where alkyl may be unsubstituted or substituted with 1-6 fluoro,
- 5 (e) -pyridyl, which may be unsubstituted or substituted with one or more substituents selected from: halo, trifluoromethyl, C<sub>1-4</sub>alkyl, and COR<sup>11</sup>,
- (f) fluoro,
- (g) chloro,
- (h) bromo,
- 10 (i) -C<sub>4-6</sub>cycloalkyl,
- (j) -O-C<sub>4-6</sub>cycloalkyl,
- (k) phenyl, which may be unsubstituted or substituted with one or more substituents selected from: halo, trifluoromethyl, C<sub>1-4</sub>alkyl, and COR<sup>11</sup>,
- (l) -O-phenyl, which may be unsubstituted or substituted with one or more substituents selected from: halo, trifluoromethyl, C<sub>1-4</sub>alkyl, and COR<sup>11</sup>,
- 15 (m) -C<sub>3-6</sub>cycloalkyl, where alkyl may be unsubstituted or substituted with 1-6 fluoro,
- (n) -O-C<sub>3-6</sub>cycloalkyl, where alkyl may be unsubstituted or substituted with 1-6 fluoro,
- 20 (o) -heterocycle,
- (p) -CN, and
- (q) -COR<sup>11</sup>;

R<sup>6</sup> is selected from:

- 25 (a) hydrogen,
- (b) C<sub>1-3</sub>alkyl, optionally substituted with 1-3 fluoro,
- (c) -O-C<sub>1-3</sub>alkyl, optionally substituted with 1-3 fluoro,
- (d) hydroxy,
- (e) chloro,
- 30 (f) fluoro,
- (g) bromo,
- (h) phenyl,
- (g) heterocycle, and
- (h) nothing or O (when the Z bonded to R<sup>6</sup> is N);
- 35

R<sup>7</sup> is selected from:

hydrogen, (C<sub>0-6</sub>alkyl)-phenyl, (C<sub>0-6</sub>alkyl)-heterocycle, (C<sub>0-6</sub>alkyl)-C<sub>3-7</sub>cycloalkyl, (C<sub>0-6</sub>alkyl)-COR<sup>11</sup>, (C<sub>0-6</sub>alkyl)-(alkene)-COR<sup>11</sup>, (C<sub>0-6</sub>alkyl)-SO<sub>3</sub>H, (C<sub>0-6</sub>alkyl)-W-C<sub>0-4</sub>alkyl, (C<sub>0-6</sub>alkyl)-CONR<sup>12</sup>-phenyl, (C<sub>0-6</sub>alkyl)-CONR<sup>20</sup>-V-COR<sup>11</sup>, and nothing (when X is O, S, or SO<sub>2</sub>), where W is selected from: a single bond, -O-, -S-, -SO-, -SO<sub>2</sub>-, -CO-, -CO<sub>2</sub>-, -CONR<sup>12</sup>- and -NR<sup>12</sup>-, and where V is selected from C<sub>1-6</sub>alkyl or phenyl, and where the R<sup>20</sup> can be hydrogen, C<sub>1-4</sub>alkyl, or where R<sup>20</sup> is joined via a 1-5 carbon tether to one of the carbons of V to form a ring, and where the C<sub>0-6</sub>alkyl is unsubstituted or substituted with 1-5 substituents, where the substituents are independently selected from:

- (a) halo,
- (b) hydroxy,
- (c) -C<sub>0-6</sub>alkyl
- (d) -O-C<sub>1-3</sub>alkyl,
- (e) trifluoromethyl, and
- (f) -C<sub>0-2</sub>alkyl-phenyl,

and where the phenyl, heterocycle, cycloalkyl, and C<sub>0-4</sub>alkyl is unsubstituted or substituted with 1-5 substituents where the substituents are independently selected from:

- (a) halo,
- (b) trifluoromethyl,
- (c) hydroxy,
- (d) C<sub>1-3</sub>alkyl,
- (e) -O-C<sub>1-3</sub>alkyl,
- (f) -C<sub>0-3</sub>-COR<sup>11</sup>,
- (g) -CN,
- (h) -NR<sup>12</sup>R<sup>12</sup>,
- (i) -CONR<sup>12</sup>R<sup>12</sup>, and
- (j) -C<sub>0-3</sub>-heterocycle,

or where the phenyl and heterocycle may be fused to another heterocycle, which itself may be unsubstituted or substituted with 1-2 substituents independently selected from hydroxy, halo, -COR<sup>11</sup>, and -C<sub>1-3</sub>alkyl,

and where alkene is unsubstituted or substituted with 1-3 substituents which are independently selected from:

- (a) halo,
- (b) trifluoromethyl,
- (c) C<sub>1-3</sub>alkyl,
- (d) phenyl, and
- (e) heterocycle;

R<sup>8</sup> is selected from:

- (a) hydrogen,
- (b) nothing when X is either O, S, SO<sub>2</sub> or N or when a double bond joins the carbons to which R<sup>7</sup> and R<sup>10</sup> are attached,
- (c) hydroxy,
- (d) C<sub>1-6</sub>alkyl,
- (e) C<sub>1-6</sub>alkyl-hydroxy,
- (f) -O-C<sub>1-3</sub>alkyl,
- (g) -COR<sup>11</sup>,
- (h) -CONR<sup>12</sup>R<sup>12</sup>, and
- (i) -CN;

or where R<sup>7</sup> and R<sup>8</sup> may be joined together to form a ring which is selected from:

- (a) 1H-indene,
- (b) 2,3-dihydro-1H-indene,
- (c) 2,3-dihydro-benzofuran,
- (d) 1,3-dihydro-isobenzofuran,
- (e) 2,3-dihydro-benzothiofuran,
- (f) 1,3-dihydro-isobenzothiofuran,
- (g) 6H-cyclopenta[*d*]isoxazol-3-ol
- (h) cyclopentane, and
- (i) cyclohexane,

where the ring formed may be unsubstituted or substituted with 1-5 substituents independently selected from:

- (a) halo,
- (b) trifluoromethyl,
- (c) hydroxy,

- 5
- (d) C<sub>1-3</sub>alkyl,
  - (e) -O-C<sub>1-3</sub>alkyl,
  - (f) -C<sub>0-3</sub>-COR<sup>11</sup>,
  - (g) -CN,
  - (h) -NR<sup>12</sup>R<sup>12</sup>,
  - (i) -CONR<sup>12</sup>R<sup>12</sup>, and
  - (j) -C<sub>0-3</sub>-heterocycle,

10 or where R<sup>7</sup> and R<sup>9</sup> or R<sup>8</sup> and R<sup>10</sup> may be joined together to form a ring which is phenyl or heterocycle,

wherein the ring is unsubstituted or substituted with 1-7 substituents where the substituents are independently selected from:

- 15
- (a) halo,
  - (b) trifluoromethyl,
  - (c) hydroxy,
  - (d) C<sub>1-3</sub>alkyl,
  - (e) -O-C<sub>1-3</sub>alkyl,
  - (f) -COR<sup>11</sup>,
  - (g) -CN,
  - 20 (h) -NR<sup>12</sup>R<sup>12</sup>, and
  - (i) -CONR<sup>12</sup>R<sup>12</sup>;

R<sup>9</sup> and R<sup>10</sup> are independently selected from:

- 25
- (a) hydrogen,
  - (b) hydroxy,
  - (c) C<sub>1-6</sub>alkyl,
  - (d) C<sub>1-6</sub>alkyl-COR<sup>11</sup>,
  - (e) C<sub>1-6</sub>alkyl-hydroxy,
  - (f) -O-C<sub>1-3</sub>alkyl,
  - 30 (g) =O, when R<sup>9</sup> or R<sup>10</sup> is connected to the ring via a double bond
  - (h) halo;

R<sup>15</sup> is selected from:

- (a) hydrogen, and

- (b) C<sub>1-6</sub>alkyl, which is unsubstituted or substituted with 1-3 substituents where the substituents are independently selected from: halo, hydroxy, -CO<sub>2</sub>H, -CO<sub>2</sub>C<sub>1-6</sub>alkyl, and -O-C<sub>1-3</sub>alkyl;

5 R<sup>16</sup> is selected from:

- (a) hydrogen,  
(b) C<sub>1-6</sub>alkyl, where alkyl may be unsubstituted or substituted with 1-6 substituents where the substituents are selected from: fluoro, C<sub>1-3</sub>alkoxy, hydroxy, -COR<sup>11</sup>,  
10 (c) fluoro,  
(d) -O-C<sub>1-3</sub>alkyl, where alkyl may be unsubstituted or substituted with 1-3 fluoro, and  
(e) C<sub>3-6</sub> cycloalkyl,  
(f) -O-C<sub>3-6</sub>cycloalkyl,  
15 (g) hydroxy,  
(h) -COR<sup>11</sup>,  
(i) -OCOR<sup>13</sup>,  
or R<sup>15</sup> and R<sup>16</sup> may be joined together via a C<sub>2-4</sub>alkyl or a C<sub>0-2</sub>alkyl-O-C<sub>1-3</sub>alkyl chain to form a 5-7 membered ring;

20

R<sup>17</sup> is selected from:

- (a) hydrogen,  
(b) C<sub>1-6</sub>alkyl, where alkyl may be unsubstituted or substituted with 1-6 substituents where the substituents are selected from: fluoro, C<sub>1-3</sub>alkoxy, hydroxy, -COR<sup>11</sup>,  
25 (c) COR<sup>11</sup>,  
(d) hydroxy, and  
(e) -O-C<sub>1-6</sub>alkyl, where alkyl may be unsubstituted or substituted with 1-6 substituents where the substituents are selected from: fluoro, C<sub>1-3</sub>alkoxy, hydroxy, -COR<sup>11</sup>,  
30 or R<sup>16</sup> and R<sup>17</sup> may be joined together by a C<sub>1-4</sub>alkyl chain or a C<sub>0-3</sub>alkyl-O-C<sub>0-3</sub>alkyl chain to form a 3-6 membered ring;

35

R<sup>18</sup> is selected from:

- (a) hydrogen, and



- (b) C<sub>1-6</sub>alkyl, where alkyl may be unsubstituted or substituted with 1-6 fluoro,
- (c) fluoro,
- (d) -O-C<sub>3-6</sub>cycloalkyl, and
- 5 (e) -O-C<sub>1-3</sub>alkyl, where alkyl may be unsubstituted or substituted with 1-6 fluoro,
- or R<sup>16</sup> and R<sup>18</sup> may be joined together by a C<sub>2-3</sub>alkyl chain to form a 5-6 membered ring, where the alkyl are unsubstituted or substituted with 1-3 substituents where the substituents are independently selected from: halo,
- 10 hydroxy, -COR<sup>11</sup>, C<sub>1-3</sub>alkyl, and C<sub>1-3</sub>alkoxy,
- or R<sup>16</sup> and R<sup>18</sup> may be joined together by a C<sub>1-2</sub>alkyl-O-C<sub>1-2</sub>alkyl chain to form a 6-8 membered ring, where the alkyl are unsubstituted or substituted with 1-3 substituents where the substituents are independently selected from: halo,
- 15 hydroxy, -COR<sup>11</sup>, C<sub>1-3</sub>alkyl, and C<sub>1-3</sub>alkoxy,
- or R<sup>16</sup> and R<sup>18</sup> may be joined together by a -O-C<sub>1-2</sub>alkyl-O-chain to form a 6-7 membered ring, where the alkyl are unsubstituted or substituted with 1-3 substituents where the substituents are independently selected from: halo,
- 20 hydroxy, -COR<sup>11</sup>, C<sub>1-3</sub>alkyl, and C<sub>1-3</sub>alkoxy;

R<sup>19</sup> is selected from:

- (a) hydrogen,
- (b) phenyl,
- 25 (c) C<sub>1-6</sub>alkyl which may be substituted or unsubstituted with 1-6 of the following substituents: -COR<sup>11</sup>, hydroxy, fluoro, chloro, -O-C<sub>1-3</sub>alkyl;
- or

R<sup>2</sup> and R<sup>19</sup> can also be joined together to form a heterocycle ring with a linker selected from the following list (with the left side of the linker being bonded to the amide nitrogen at R<sup>19</sup>):

- 30 (a) -CH<sub>2</sub>(CR<sup>28</sup>R<sup>28</sup>)<sub>1-3</sub>-,
- (b) -CH<sub>2</sub>NR<sup>29</sup>-,
- (c) -NR<sup>29</sup>CR<sup>28</sup>R<sup>28</sup>-,
- (d) -CH<sub>2</sub>O-,
- (e) -CH<sub>2</sub>SO<sub>2</sub>-,
- 35 (f) -CH<sub>2</sub>SO-,

- (g)  $-\text{CH}_2\text{S}-$ ,
- (h)  $-\text{CR}^{28}\text{R}^{28}-$ ,

where  $\text{R}^{28}$  is selected from selected from:

- (a) hydrogen,
- 5 (b) hydroxy,
- (c) halo,
- (d)  $\text{C}_{1-3}$ alkyl, where the alkyl is unsubstituted or substituted with 1-6 substituents independently selected from: fluoro, and hydroxy,
- (e)  $-\text{NR}^{12}\text{R}^{12}$ ,
- 10 (f)  $-\text{COR}^{11}$ ,
- (g)  $-\text{CONR}^{12}\text{R}^{12}$ ,
- (h)  $-\text{NR}^{12}\text{COR}^{13}$ ,
- (i)  $-\text{OCONR}^{12}\text{R}^{12}$ ,
- (j)  $-\text{NR}^{12}\text{CONR}^{12}\text{R}^{12}$ ,
- 15 (k) -heterocycle,
- (l)  $-\text{CN}$ ,
- (m)  $-\text{NR}^{12}-\text{SO}_2-\text{NR}^{12}\text{R}^{12}$ ,
- (n)  $-\text{NR}^{12}-\text{SO}_2-\text{R}^{14}$ ,
- (o)  $-\text{SO}_2-\text{NR}^{12}\text{R}^{12}$ , and
- 20 (p)  $=\text{O}$ , where  $\text{R}^{28}$  is connected to the ring via a double bond (in which case the other  $\text{R}^{28}$  at the same position is nothing, and

where  $\text{R}^{29}$  is selected from:

- (a) hydrogen,
- (b)  $\text{C}_{1-3}$ alkyl, where the alkyl is unsubstituted or substituted with 1-6
- 25 substituents independently selected from: fluoro, and hydroxy,
- (c)  $\text{COR}^{13}$ ,
- (d)  $\text{SO}_2\text{R}^{14}$ , and
- (e)  $\text{SO}_2\text{NR}^{12}\text{R}^{12}$ ;

30  $\text{R}^{25}$  and  $\text{R}^{26}$  are independently selected from:

- (a)  $=\text{O}$ , where  $\text{R}^{25}$  and/or  $\text{R}^{26}$  is oxygen and is connected via a double bond.
- (b) hydrogen,
- (c) phenyl,
- (d)  $\text{C}_{1-6}$ alkyl which may be substituted or unsubstituted with 1-6 of the
- 35 following substituents:  $-\text{COR}^{11}$ , hydroxy, fluoro, chloro,  $-\text{O}-\text{C}_{1-3}$ alkyl;

m is selected from 0, 1, or 2;

n is selected from 1 or 2;

5

the dashed line represents a single or a double bond;

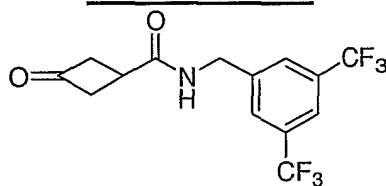
and pharmaceutically acceptable salts thereof and individual diastereomers thereof.

10

Examples of the compounds of Formulae IIIa and IIIb include the following:

### Formula III Compounds - Examples

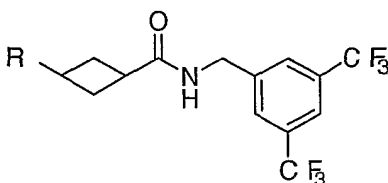
#### EXAMPLE III-1



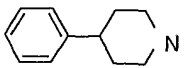
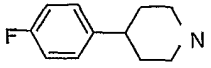
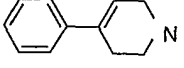
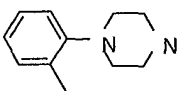
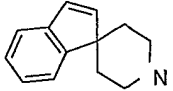
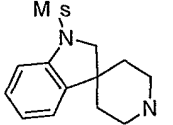
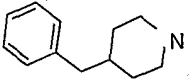
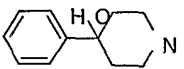
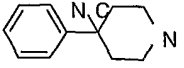
15

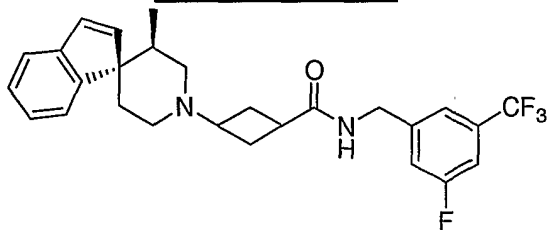
#### EXAMPLES III-2 to III-10

Examples III-2 through III-10, in Table 14, below, are based on the formula:

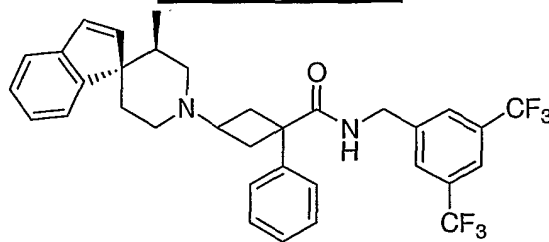


20

Example	R	Molecular Formula	Calculated MW	Found M <sup>+</sup> H <sup>+</sup>
III-2		C <sub>25</sub> H <sub>26</sub> F <sub>6</sub> N <sub>2</sub> O	484.19	485.2
III-3		C <sub>25</sub> H <sub>25</sub> F <sub>7</sub> N <sub>2</sub> O	502.19	503.0
III-4		C <sub>25</sub> H <sub>24</sub> F <sub>6</sub> N <sub>2</sub> O	482.18	483.0
III-5		C <sub>25</sub> H <sub>27</sub> F <sub>6</sub> N <sub>3</sub> O	499.21	500.0
III-6		C <sub>27</sub> H <sub>26</sub> F <sub>6</sub> N <sub>2</sub> O	508.19	509.0
III-7		C <sub>27</sub> H <sub>29</sub> F <sub>6</sub> N <sub>3</sub> O <sub>3</sub> S <sub>2</sub>	589.18	590.0
III-8		C <sub>26</sub> H <sub>28</sub> F <sub>6</sub> N <sub>2</sub> O	499.21	500.0
III-9		C <sub>25</sub> H <sub>26</sub> F <sub>6</sub> N <sub>2</sub> O <sub>2</sub>	500.19	501.0
III-10		C <sub>26</sub> H <sub>25</sub> F <sub>6</sub> N <sub>3</sub> O	509.19	510.0

**EXAMPLE III-11**

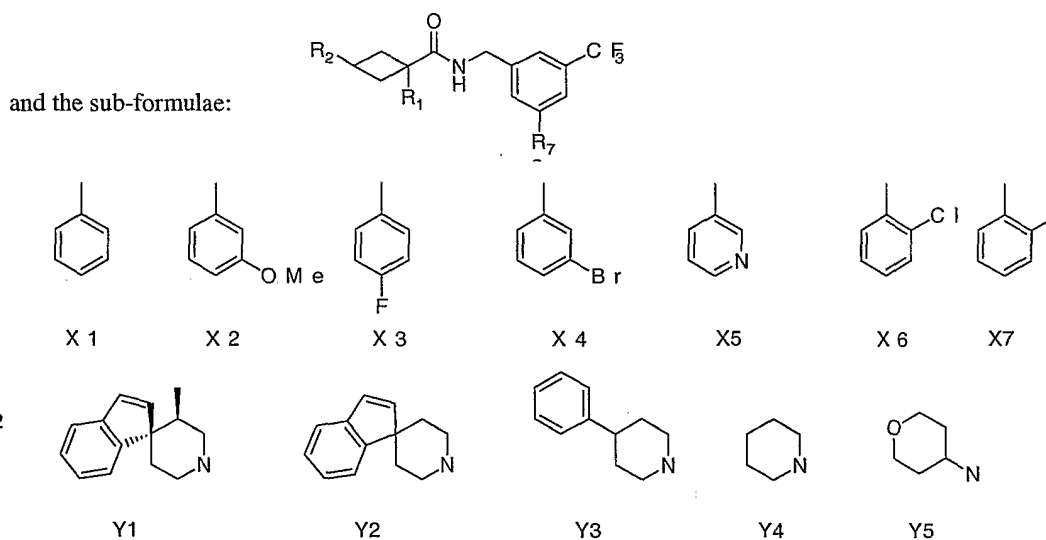
**EXAMPLE III-12**



**EXAMPLES III-13 to III-40**

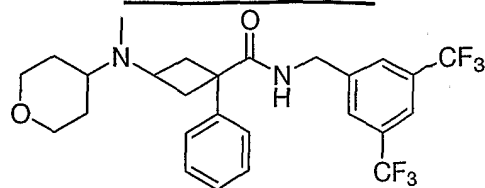
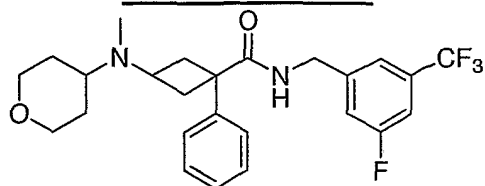
5

Examples III-13 through III-40, in Table 15, below, are based on the formula:

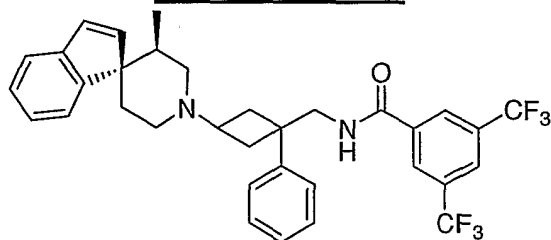


Example	R1	R2	R3	Molecular Formula	Calculated MW	Found [M+H <sup>+</sup> ]
III-13	X1	Y2	CF3	C33H30F6N2O	584.23	585.25
III-14	X1	Y3	CF3	C31H30F6N2O	560.26	561.25
III-15	X1	Y4	CF3	C25H26F6N2O	484.48	485.20
III-16	X1	Y5	CF3	C25H26F6N2O 2	500.19	501.25
III-17	X1	Y1	F	C33H32F4N2O	548.25	549.25
III-18	X1	Y2	F	C32H30F4N2O	534.23	535.30
III-19	X1	Y3	F	C30H30F4N2O	510.23	511.30
III-20	X1	Y4	F	C24H26F4N2O	434.20	435.25
III-21	X1	Y5	F	C24H26F4N2O 2	450.19	451.30

III-22	X2	Y1	F	C34H34F4N2O 2	578.26	579.25
III-23	X2	Y3	F	C31H32F4N2O 2	540.24	541.30
III-24	X2	Y4	F	C25H28F4N2O 2	464.21	465.25
III-25	X3	Y1	F	C33H31F5N2O	566.24	567.25
III-26	X3	Y3	F	C30H29F5N2O	528.22	529.25
III-27	X3	Y4	F	C24H25F5N2O	452.19	453.25
III-28	X4	Y1	F	C33H31BrF4N 2O	626.18	629.20
III-29	X4	Y3	F	C30H29BrF4N 2O	588.16	591.15
III-30	X4	Y4	F	C24H25BrF4N 2O	512.13	515.05
III-31	X5	Y1	F	C32H31F4N3O	549.24	550.30
III-32	X5	Y3	F	C29H29F4N3O	511.22	512.20
III-33	X5	Y4	F	C23H25F4N3O	435.19	436.15
III-34	X5	Y1	CF3	C33H31F6N3O	599.24	600.25
III-35	X6	Y1	F	C33H31ClF4N 2O	582.21	583.3
III-36	X6	Y3	F	C30H29ClF4N 2O	544.19	545.20
III-37	X6	Y4	F	C24H25ClF4N 2O	468.16	469.15
III-38	X7	Y1	F	C34H34F4N2O	562.26	563.25
III-39	X7	Y3	F	C31H32F4N2O	524.25	525.25
III-40	X7	Y4	F	C25H28F4N2O	448.21	449.15

**EXAMPLE III- 41****EXAMPLE III- 42**

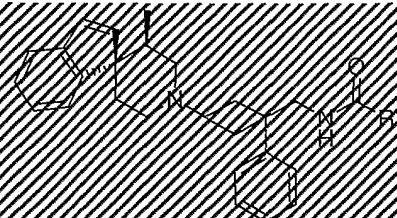
5










**EXAMPLE III- 43**

10

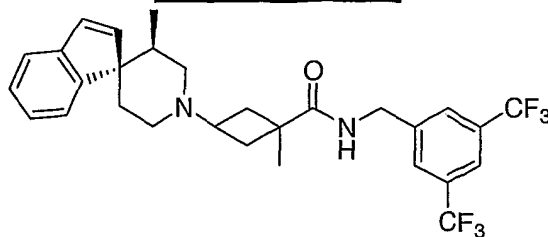
**EXAMPLES III-44 to III-53**

Examples III-44 through III-53, in Table 16, below, are based on the formula:



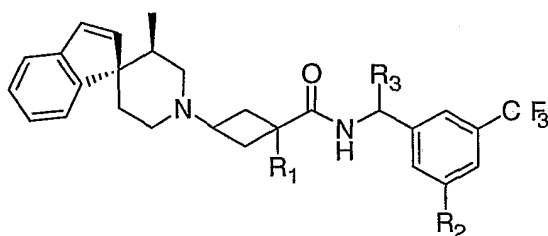
Example	R	Molecular Formula	Calculated MW	Found M <sup>+</sup> H <sup>+</sup>
III-44	Me	C <sub>27</sub> H <sub>32</sub> N <sub>2</sub> O	400.25	401.2
III-45	 Me	C <sub>33</sub> H <sub>36</sub> N <sub>2</sub> O <sub>2</sub>	492.28	493.3
III-46		C <sub>32</sub> H <sub>32</sub> F <sub>2</sub> N <sub>2</sub> O <sub>2</sub>	498.25	499.3
III-47		C <sub>33</sub> H <sub>33</sub> F <sub>3</sub> N <sub>2</sub> O	530.25	531.25
III-48		C <sub>33</sub> H <sub>33</sub> F <sub>5</sub> N <sub>2</sub> O	530.25	531
III-49		C <sub>32</sub> H <sub>34</sub> N <sub>2</sub> O	462.27	463.3
III-50		C <sub>33</sub> H <sub>33</sub> F <sub>3</sub> N <sub>2</sub> O	530.25	531.25
III-51		C <sub>33</sub> H <sub>32</sub> F <sub>4</sub> N <sub>2</sub> O	548.25	548.25
III-52		C <sub>33</sub> H <sub>36</sub> N <sub>2</sub> O	476.28	477.25
III-53		C <sub>34</sub> H <sub>35</sub> F <sub>3</sub> N <sub>2</sub> O	544.27	545.35



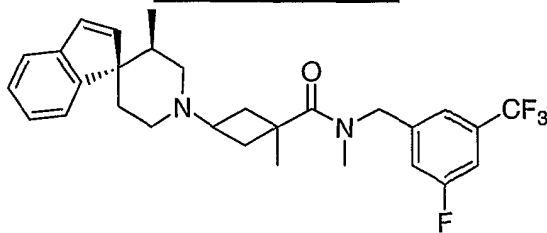
**EXAMPLE III-54****EXAMPLES III-55 to III-63**

5

Examples III-55 through III-63, in Table 17, below, are based on the formula:

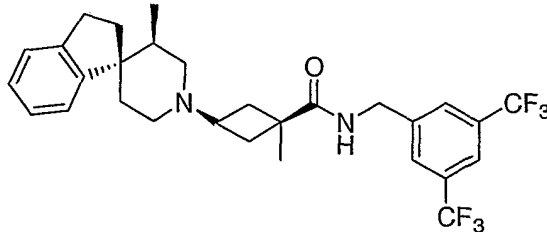


Example	R1	R2	R3	Molecular Formula	Calculated MW	Found [M+H <sup>+</sup> ]
III-55	Me	F	H	C <sub>28</sub> H <sub>30</sub> F <sub>4</sub> N <sub>2</sub> O	486.23	487.3
III-56	Et	CF <sub>3</sub>	H	C <sub>30</sub> H <sub>32</sub> F <sub>6</sub> N <sub>2</sub> O	550.24	551.2
III-57	Et	F	H	C <sub>29</sub> H <sub>32</sub> F <sub>4</sub> N <sub>2</sub> O	500.24	501.25
III-58	Pr	CF <sub>3</sub>	H	C <sub>31</sub> H <sub>34</sub> F <sub>6</sub> N <sub>2</sub> O	564.26	565.3
III-59	Pr	F	H	C <sub>30</sub> H <sub>34</sub> F <sub>6</sub> N <sub>2</sub> O	514.26	515.3
III-60	MeS	CF <sub>3</sub>	H	C <sub>29</sub> H <sub>30</sub> F <sub>6</sub> N <sub>2</sub> OS	568.20	569.2
III-61	MeS	F	H	C <sub>28</sub> H <sub>30</sub> F <sub>4</sub> N <sub>2</sub> OS	518.20	519.25
III-62	Pr	H	Me	C <sub>31</sub> H <sub>37</sub> F <sub>3</sub> N <sub>2</sub> O	510.29	511.3
III-63	Me	CF <sub>3</sub>	Me	C <sub>32</sub> H <sub>36</sub> F <sub>6</sub> N <sub>2</sub> O	578.27	579.25

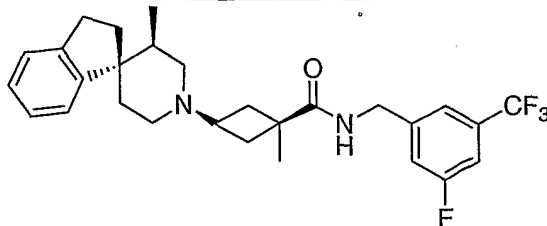
**EXAMPLE III-64**

10

**EXAMPLE III-65**

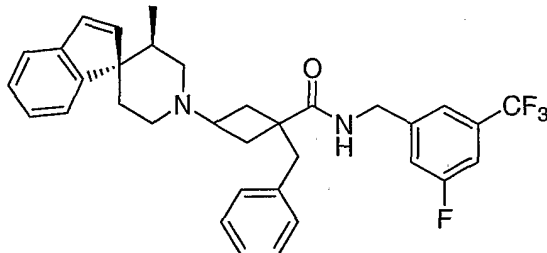


**EXAMPLE III-66**



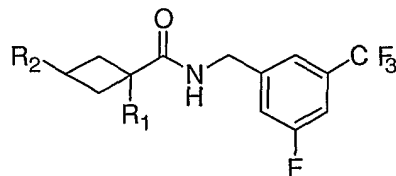
5

**EXAMPLE III-67**

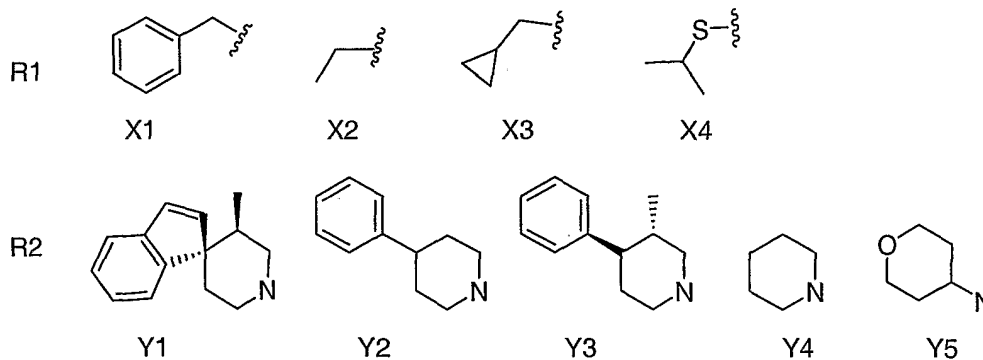


**EXAMPLES III-68 to III-76**

Examples III-68 through III-76, in Table 18, below, are based on the formula:

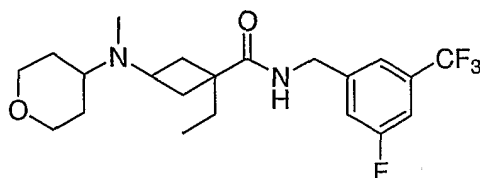


and the subformulae:

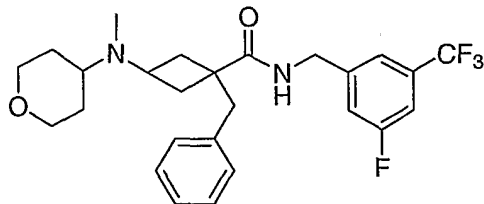


Example	R1	R2	Molecular Formula	Calculated MW	Found [M+H <sup>+</sup> ]
III-68	X1	Y2	C <sub>31</sub> H <sub>32</sub> F <sub>4</sub> N <sub>2</sub> O	524.25	525.25
III-69	X1	Y4	C <sub>25</sub> H <sub>28</sub> F <sub>4</sub> N <sub>2</sub> O	448.21	449.2
III-70	X2	Y2	C <sub>26</sub> H <sub>30</sub> F <sub>4</sub> N <sub>2</sub> O	462.23	463.3
III-71	X2	Y4	C <sub>20</sub> H <sub>26</sub> F <sub>4</sub> N <sub>2</sub> O	386.20	387.2
III-72	X3	Y1	C <sub>31</sub> H <sub>34</sub> F <sub>4</sub> N <sub>2</sub> O	526.26	527.3
III-73	X4	Y1	C <sub>30</sub> H <sub>34</sub> F <sub>4</sub> N <sub>2</sub> OS	546.23	547.3
III-74	X2	Y3	C <sub>27</sub> H <sub>32</sub> F <sub>4</sub> N <sub>2</sub> O	476.25	477.25
III-75	X2	Y5	C <sub>20</sub> H <sub>26</sub> F <sub>4</sub> N <sub>2</sub> O <sub>2</sub>	402.19	403.15
III-76	X1	Y5	C <sub>25</sub> H <sub>28</sub> F <sub>4</sub> N <sub>2</sub> O <sub>2</sub>	464.21	465.25

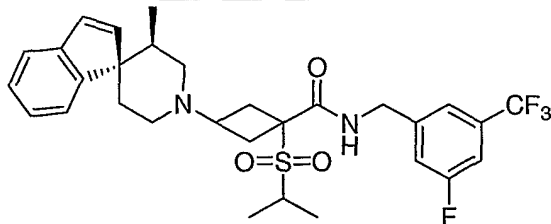
5

**EXAMPLE III-77**

**EXAMPLE III-78**

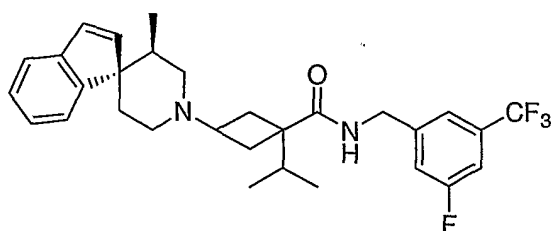


**EXAMPLE III-79**



5

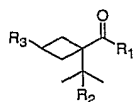
**EXAMPLE III-80**



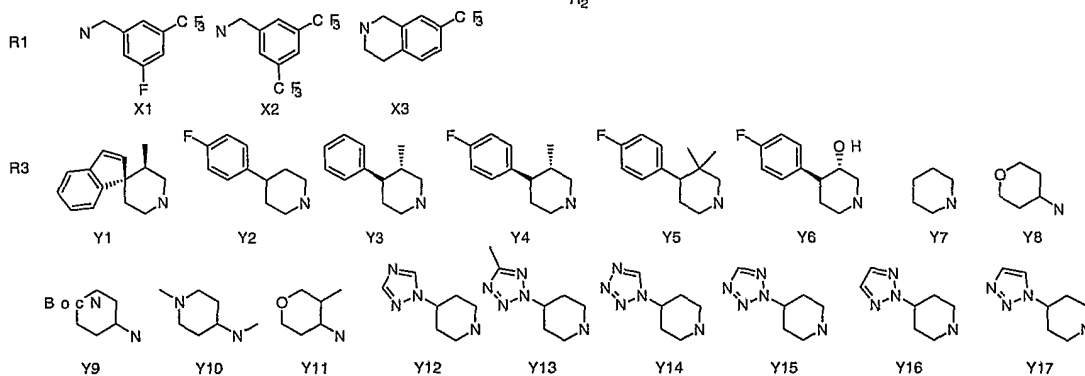
10

**EXAMPLES III-81 to III-116**

Examples III-81 through III-116, in Table 19, below, are based on the formula:

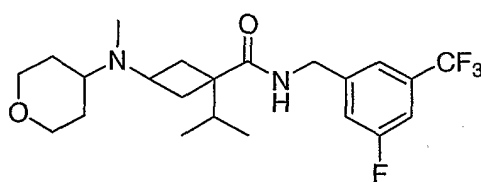


and the subformulae:

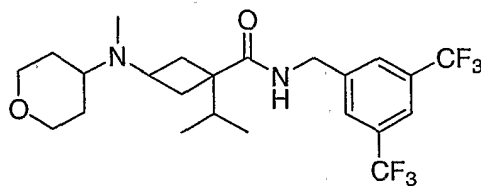
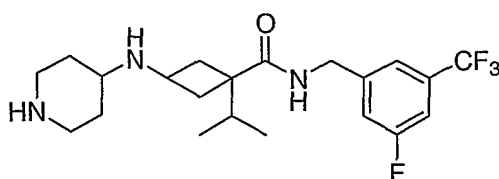


Example	R1	R2	R3	Molecular Formula	Calculated MW	Found [M+H <sup>+</sup> ]
III-81	X1	H	Y2	C27H31F5N2O	494	495
III-82	X1	H	Y3	C28H34F4N2O	490	491
III-83	X1	H	Y7	C21H28F4N2O	400	401
III-84	X1	H	Y8	C21H28F4N2O2	416	417
III-85	X1	H	Y9	C26H37F4N3O3	515	516
III-86	X1	H	Y10	C23H33F4N3O	443	444
III-87	X2	H	Y1	C31H34F6N2O	564	565
III-88	X2	H	Y2	C28H31F7N2O	544.23	545.2
III-89	X2	H	Y3	C29H34F6N2O	540	541
III-90	X2	H	Y7	C22H28F6N2O	450	451
III-91	X2	H	Y8	C22H28F6N2O2	466	467
III-92	X2	H	Y9	C27H37F6N3O3	565	566
III-93	X2	H	Y10	C24H33F6N3O	493	494
III-94	X1	OH	Y1	C30H34F4N2O2	530.26	531.25
III-95	X1	OH	Y8	C21H28F4N2O3	432.20	433.15
III-96	X2	OH	Y1	C31H34F6N2O2	580.25	581.2
III-97	X2	OH	Y8	C22H28F6N2O3	482.20	483.25
III-98	X2	OH	Y2	C28H31F7N2O2	560.23	561.25
III-99	X2	H	Y12	C24H29F6N5O	517.23	518.2
III-100	X2	H	Y13	C24H30F6N6O	532.24	533.2
III-101	X2	H	Y14	C23H28F6N2O	518.22	519.25
III-102	X2	H	Y15	C23H28F6N6O	518.22	519.25
III-103	X2	H	Y16	C24H29F6N5O	517.23	518.2
III-104	X2	H	Y17	C24H29F6N5O	517.23	518.2
III-105	X3	H	Y1	C32H37F3N2O	522.29	523.45
III-106	X3	H	Y8	C23H31F3N2O2	424.23	525.35
III-107	X1	OH	Y4	C28H33F5N2O2	524.25	525.25
III-108	X2	OH	Y4	C29H33F7N2O2	574.24	575.2
III-109	X2	H	Y5	C30H35F7N2O	572.25	573.25
III-110	X2	H	Y4	C29H33F7N2O	558.25	559.3
III-111	X2	H	Y6	C28H31F7N2O3	576.22	577.3

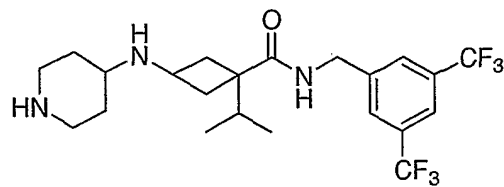
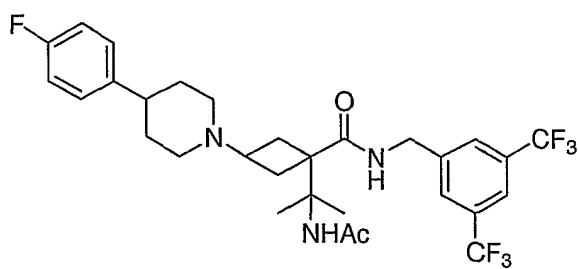
III-112	X1	OH	Y5	C29H35F5N2O2	538.25	539.35
III-113	X1	OH	Y6	C27H31F5N2O3	526.23	527.3
III-114	X2	OH	Y5	C30H35F7N2O2	588.24	589.3
III-115	X2	OH	Y6	C28H31F7N2O2	560.23	561.25
III-116	X2	OH	Y11	C23H30F6N2O3	496.22	497.35

**EXAMPLE III-117**

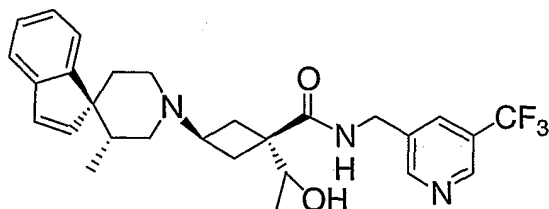
5

**EXAMPLE III-118****EXAMPLE III-119**

10

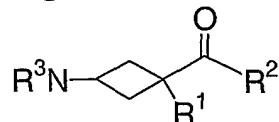
**EXAMPLE III-120****EXAMPLE III-121**

5

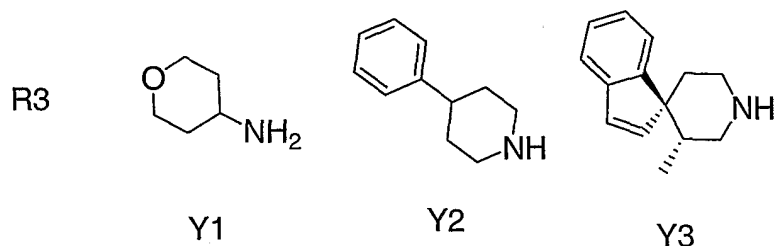
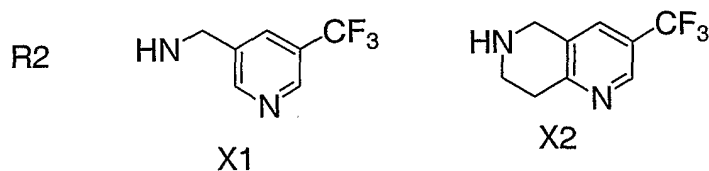
**EXAMPLE III-122**

**EXAMPLES III-123 TO III-140**

Examples III-123 through III-140, in Table 20, below, are based on the formula:



and the sub-formulae:



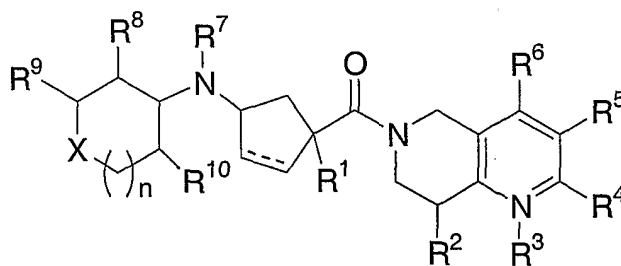
Example	R1	R2	R3	Molecular formula	Calculated MW	Found [M+H] <sup>+</sup>
III-123	<i>i</i> -Pr	X1	Y1	C <sub>20</sub> H <sub>28</sub> F <sub>3</sub> N <sub>3</sub> O <sub>2</sub>	399.21	400.2
III-124	<i>i</i> -Pr	X1	Y2	C <sub>26</sub> H <sub>32</sub> F <sub>3</sub> N <sub>3</sub> O	459.25	460.5
III-125	<i>i</i> -Pr	X1	Y3	C <sub>29</sub> H <sub>34</sub> F <sub>3</sub> N <sub>3</sub> O	497.27	498.2
III-126	<i>i</i> -Pr	X2	Y1	C <sub>22</sub> H <sub>30</sub> F <sub>3</sub> N <sub>3</sub> O <sub>2</sub>	425.23	426.2
III-127	<i>i</i> -Pr	X2	Y2	C <sub>28</sub> H <sub>34</sub> F <sub>3</sub> N <sub>3</sub> O	485.27	486.3
III-128	<i>i</i> -Pr	X2	Y3	C <sub>31</sub> H <sub>36</sub> F <sub>3</sub> N <sub>3</sub> O	523.28	524.3
III-129	CH(OH)C H <sub>3</sub>	X1	Y1	C <sub>19</sub> H <sub>26</sub> F <sub>3</sub> N <sub>3</sub> O <sub>3</sub>	401.19	402.1
III-130	CH(OH)C H <sub>3</sub>	X1	Y2	C <sub>25</sub> H <sub>30</sub> F <sub>3</sub> N <sub>3</sub> O <sub>2</sub>	461.23	462.5
III-131	CH(OH)C H <sub>3</sub>	X1	Y3	C <sub>28</sub> H <sub>32</sub> F <sub>3</sub> N <sub>3</sub> O <sub>2</sub>	499.24	500.25
III-132	CH(OH)C	X2	Y1	C <sub>21</sub> H <sub>28</sub> F <sub>3</sub> N <sub>3</sub> O <sub>3</sub>	427.21	428.2



	H <sub>3</sub>					
III-133	CH(OH)C H <sub>3</sub>	X <sub>2</sub>	Y <sub>2</sub>	C <sub>27</sub> H <sub>32</sub> F <sub>3</sub> N <sub>3</sub> O <sub>2</sub>	487.24	488.15
III-134	CH(OH)C H <sub>3</sub>	X <sub>2</sub>	Y <sub>3</sub>	C <sub>30</sub> H <sub>34</sub> F <sub>3</sub> N <sub>3</sub> O <sub>2</sub>	525.26	526.3
III-135	C(OH)(CH 3) <sub>2</sub>	X <sub>1</sub>	Y <sub>1</sub>	C <sub>20</sub> H <sub>28</sub> F <sub>3</sub> N <sub>3</sub> O <sub>3</sub>	415.21	416.2
III-136	C(OH)(CH 3) <sub>2</sub>	X <sub>1</sub>	Y <sub>2</sub>	C <sub>26</sub> H <sub>32</sub> F <sub>3</sub> N <sub>3</sub> O <sub>2</sub>	475.24	476.5
III-137	C(OH)(CH 3) <sub>2</sub>	X <sub>1</sub>	Y <sub>3</sub>	C <sub>29</sub> H <sub>34</sub> F <sub>3</sub> N <sub>3</sub> O <sub>2</sub>	513.26	514.25
III-138	C(OH)(CH 3) <sub>2</sub>	X <sub>2</sub>	Y <sub>1</sub>	C <sub>22</sub> H <sub>30</sub> F <sub>3</sub> N <sub>3</sub> O <sub>3</sub>	441.22	442.2
III-139	C(OH)(CH 3) <sub>2</sub>	X <sub>2</sub>	Y <sub>2</sub>	C <sub>28</sub> H <sub>34</sub> F <sub>3</sub> N <sub>3</sub> O <sub>2</sub>	501.26	502.25
III-140	C(OH)(CH 3) <sub>2</sub>	X <sub>2</sub>	Y <sub>3</sub>	C <sub>31</sub> H <sub>36</sub> F <sub>3</sub> N <sub>3</sub> O <sub>2</sub>	539.28	540.3

Additional CCR-2 antagonists useful in the methods of the invention include those of Formula IV:

#### 5 Formula IV



I

wherein:

10 X is selected from the group consisting of:

-O-, -NR<sup>20</sup>-, -S-, -SO-, -SO<sub>2</sub>-, and -CR<sup>21</sup>R<sup>22</sup>-, -NSO<sub>2</sub>R<sup>20</sup>-,  
-NCOR<sup>20</sup>-, -NCO<sub>2</sub>R<sup>20</sup>-, -CR<sup>21</sup>CO<sub>2</sub>R<sup>20</sup>-, -CR<sup>21</sup>OCOR<sup>20</sup>-, -CO-,

where R<sup>20</sup> is selected from: hydrogen, C<sub>1-6</sub> alkyl, benzyl, phenyl,  
 C<sub>3-6</sub> cycloalkyl where the alkyl, phenyl, benzyl, and cycloalkyl groups can be  
 unsubstituted or substituted with 1-3 substituents where the substituents are  
 independently selected from: halo, hydroxy, C<sub>1-3</sub>alkyl, C<sub>1-3</sub>alkoxy, -CO<sub>2</sub>H, -  
 5 CO<sub>2</sub>-C<sub>1-6</sub> alkyl, and trifluoromethyl,

where R<sup>21</sup> and R<sup>22</sup> are independently selected from: hydrogen, hydroxy,  
 C<sub>1-6</sub> alkyl, -O-C<sub>1-6</sub>alkyl, benzyl, phenyl, C<sub>3-6</sub> cycloalkyl where the alkyl, phenyl,  
 benzyl, and cycloalkyl groups can be unsubstituted or substituted with 1-3  
 substituents where the substituents are independently selected from: halo,  
 10 hydroxy, C<sub>1-3</sub>alkyl, C<sub>1-3</sub>alkoxy, -CO<sub>2</sub>H, -CO<sub>2</sub>-C<sub>1-6</sub> alkyl, and trifluoromethyl;

R<sup>1</sup> is selected from:

-C<sub>1-6</sub>alkyl, -C<sub>0-6</sub>alkyl-O-C<sub>1-6</sub>alkyl-, -C<sub>0-6</sub>alkyl-S-C<sub>1-6</sub>alkyl-,  
 -(C<sub>0-6</sub>alkyl)-(C<sub>3-7</sub>cycloalkyl)-(C<sub>0-6</sub>alkyl), hydroxy, -CO<sub>2</sub>R<sup>20</sup>, heterocycle,  
 15 -CN, -NR<sup>20</sup>R<sup>26</sup>-, -NSO<sub>2</sub>R<sup>20</sup>-, -NCOR<sup>20</sup>-, -NCO<sub>2</sub>R<sup>20</sup>-, -NCOR<sup>20</sup>-,  
 -CR<sup>21</sup>CO<sub>2</sub>R<sup>20</sup>-, -CR<sup>21</sup>OCOR<sup>20</sup>-, phenyl and pyridyl,

where R<sup>26</sup> is selected from: hydrogen, C<sub>1-6</sub> alkyl, benzyl, phenyl, C<sub>3-6</sub> cycloalkyl  
 where the alkyl, phenyl, benzyl, and cycloalkyl groups can be unsubstituted or  
 substituted with 1-3 substituents where the substituents are independently selected  
 20 from: halo, hydroxy, C<sub>1-3</sub>alkyl, C<sub>1-3</sub>alkoxy, -CO<sub>2</sub>H, -CO<sub>2</sub>-C<sub>1-6</sub> alkyl, and  
 trifluoromethyl

where the alkyl and the cycloalkyl are unsubstituted or substituted with 1-7 substituents  
 where the substituents are independently selected from:

- (a) halo,
- 25 (b) hydroxy,
- (c) -O-C<sub>1-3</sub>alkyl,
- (d) trifluoromethyl,
- (f) C<sub>1-3</sub>alkyl,
- (g) -O-C<sub>1-3</sub>alkyl,
- 30 (h) -CO<sub>2</sub>R<sup>20</sup>,
- (i) -SO<sub>2</sub>R<sup>20</sup>,
- (j) -NHCOCH<sub>3</sub>,
- (k) -NHSO<sub>2</sub>CH<sub>3</sub>,
- (l) -heterocycle,
- 35 (m) =O,

(n) -CN,

and where the phenyl and pyridyl are unsubstituted or substituted with 1-3 substituents where the substituents are independently selected from: halo, hydroxy, C<sub>1</sub>-3alkyl, C<sub>1</sub>-3alkoxy and trifluoromethyl;

5

R<sup>2</sup> is selected from:

- (a) hydrogen,  
(b) hydroxy,  
(c) halo,  
10 (d) C<sub>1</sub>-3alkyl, where the alkyl is unsubstituted or substituted with 1-6 substituents independently selected from: fluoro, and hydroxy,  
(e) -NR<sup>20</sup>R<sup>26</sup>,  
(f) -CO<sub>2</sub>R<sup>20</sup>,  
(g) -CONR<sup>20</sup>R<sup>26</sup>,  
15 (h) -NR<sup>20</sup>COR<sup>21</sup>,  
(i) -OCONR<sup>20</sup>R<sup>26</sup>,  
(j) -NR<sup>20</sup>CONR<sup>20</sup>R<sup>26</sup>,  
(k) -heterocycle,  
(l) -CN,  
20 (m) -NR<sup>20</sup>-SO<sub>2</sub>-NR<sup>20</sup>R<sup>26</sup>,  
(n) -NR<sup>20</sup>-SO<sub>2</sub>-R<sup>26</sup>,  
(o) -SO<sub>2</sub>-NR<sup>20</sup>R<sup>26</sup>, and  
(p) =O, where R<sup>2</sup> is connected to the ring via a double bond;

25 R<sup>3</sup> is oxygen or is absent;

R<sup>4</sup> is selected from:

- (a) hydrogen,  
(b) C<sub>1</sub>-6alkyl,  
30 (c) trifluoromethyl,  
(d) trifluoromethoxy,  
(e) chloro,  
(f) fluoro,  
(g) bromo, and  
35 (h) phenyl;

R<sup>5</sup> is selected from:

- 5
- (a) C<sub>1-6</sub>alkyl, where alkyl may be unsubstituted or substituted with 1-6 fluoro and optionally substituted with hydroxyl,
- (b) -O-C<sub>1-6</sub>alkyl, where alkyl may be unsubstituted or substituted with 1-6 fluoro,
- (c) -CO-C<sub>1-6</sub>alkyl, where alkyl may be unsubstituted or substituted with 1-6 fluoro,
- 10 (d) -S-C<sub>1-6</sub>alkyl, where alkyl may be unsubstituted or substituted with 1-6 fluoro,
- (e) -pyridyl, which may be unsubstituted or substituted with one or more substituents selected from the group consisting of: halo, trifluoromethyl, C<sub>1-4</sub>alkyl, and CO<sub>2</sub>R<sup>20</sup>,
- (f) fluoro,
- 15 (g) chloro,
- (h) bromo,
- (i) -C<sub>4-6</sub>cycloalkyl,
- (j) -O-C<sub>4-6</sub>cycloalkyl,
- (k) phenyl, which may be unsubstituted or substituted with one or more substituents selected from the group consisting of : halo, trifluoromethyl, C<sub>1-4</sub>alkyl, and CO<sub>2</sub>R<sup>20</sup>,
- 20 (l) -O-phenyl, which may be unsubstituted or substituted with one or more substituents selected from the group consisting of : halo, trifluoromethyl, C<sub>1-4</sub>alkyl, and CO<sub>2</sub>R<sup>20</sup>,
- 25 (m) -C<sub>3-6</sub>cycloalkyl, where alkyl may be unsubstituted or substituted with 1-6 fluoro,
- (n) -O-C<sub>3-6</sub>cycloalkyl, where alkyl may be unsubstituted or substituted with 1-6 fluoro,
- (o) -heterocycle,
- 30 (p) -CN, and
- (q) -CO<sub>2</sub>R<sup>20</sup>;

R<sup>6</sup> is selected from:

- 35 (a) hydrogen,
- (b) C<sub>1-6</sub>alkyl, and

- (c) trifluoromethyl
- (d) fluoro
- (e) chloro, and
- (f) bromo;

5

R<sup>7</sup> is selected from:

- (a) hydrogen, and
- (b) C<sub>1-6</sub>alkyl, which is unsubstituted or substituted with 1-3 substituents where the substituents are independently selected from: halo, hydroxy, -CO<sub>2</sub>H, -CO<sub>2</sub>C<sub>1-6</sub>alkyl, and -O-C<sub>1-3</sub>alkyl;

10

R<sup>8</sup> is selected from:

- (a) hydrogen,
- (b) C<sub>1-6</sub>alkyl, where alkyl may be unsubstituted or substituted with 1-6 substituents where the substituents are chosen from the group: fluoro, C<sub>1-3</sub>alkoxy, hydroxy, -CO<sub>2</sub>R<sup>20</sup>,
- (c) fluoro,
- (d) -O-C<sub>1-3</sub>alkyl, where alkyl may be unsubstituted or substituted with 1-3 fluoro, and
- (e) C<sub>3-6</sub> cycloalkyl,
- (f) -O-C<sub>3-6</sub>cycloalkyl,
- (g) hydroxy,
- (h) -CO<sub>2</sub>R<sup>20</sup>,
- (i) -OCOR<sup>20</sup>,

15

20

25

or R<sup>7</sup> and R<sup>8</sup> may be joined together via a C<sub>2-4</sub>alkyl or a C<sub>0-2</sub>alkyl-O-C<sub>1-3</sub>alkyl chain to form a 5-7 membered ring;

R<sup>9</sup> is selected from:

- (a) hydrogen,
- (b) C<sub>1-6</sub>alkyl, where alkyl may be unsubstituted or substituted with 1-6 substituents where the substituents are chosen from the group: fluoro, C<sub>1-3</sub>alkoxy, hydroxy, -CO<sub>2</sub>R<sup>20</sup>,
- (c) CO<sub>2</sub>R<sup>20</sup>,
- (d) hydroxy, and

30

- (e) -O-C<sub>1-6</sub>alkyl, where alkyl may be unsubstituted or substituted with 1-6 substituents where the substituents are chosen from the group: fluoro, C<sub>1-3</sub>alkoxy, hydroxy, -CO<sub>2</sub>R<sup>20</sup>,  
 or R<sup>8</sup> and R<sup>9</sup> may be joined together by a C<sub>1-4</sub>alkyl chain or a  
 5 C<sub>0-3</sub>alkyl-O-C<sub>0-3</sub>alkyl chain to form a 3-6 membered ring;

R<sup>10</sup> is selected from:

- (a) hydrogen, and  
 (b) C<sub>1-6</sub>alkyl, where alkyl may be unsubstituted or substituted with 1-6  
 10 fluoro,  
 (c) fluoro,  
 (d) -O-C<sub>3-6</sub>cycloalkyl, and  
 (e) -O-C<sub>1-3</sub>alkyl, where alkyl may be unsubstituted or substituted with 1-6  
 fluoro,  
 15 or R<sup>8</sup> and R<sup>10</sup> may be joined together by a C<sub>2-3</sub>alkyl chain to form a 5-6  
 membered ring, where the alkyl are unsubstituted or substituted with 1-3  
 substituents where the substituents are independently selected from: halo,  
 hydroxy, -CO<sub>2</sub>R<sup>20</sup>, C<sub>1-3</sub>alkyl, and C<sub>1-3</sub>alkoxy,  
 or R<sup>8</sup> and R<sup>10</sup> may be joined together by a C<sub>1-2</sub>alkyl-O-C<sub>1-2</sub>alkyl chain to form a  
 20 6-8 membered ring, where the alkyl are unsubstituted or substituted with 1-3  
 substituents where the substituents are independently selected from: halo,  
 hydroxy, -CO<sub>2</sub>R<sup>20</sup>, C<sub>1-3</sub>alkyl, and  
 C<sub>1-3</sub>alkoxy,  
 or R<sup>8</sup> and R<sup>10</sup> may be joined together by a -O-C<sub>1-2</sub>alkyl-O-chain to form a 6-7  
 25 membered ring, where the alkyl are unsubstituted or substituted with 1-3  
 substituents where the substituents are independently selected from: halo,  
 hydroxy, -CO<sub>2</sub>R<sup>20</sup>, C<sub>1-3</sub>alkyl, and  
 C<sub>1-3</sub>alkoxy;

30 n is selected from 0, 1 and 2;

the dashed line represents a single or a double bond;

and pharmaceutically acceptable salts thereof and individual diastereomers thereof.

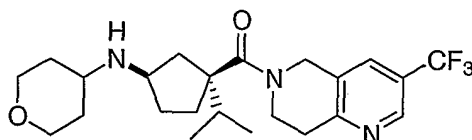
**Formula IV Compounds - Examples**

Examples of the compounds of Formula IV include the following:

5

**EXAMPLE IV-1**

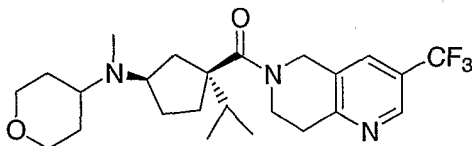
L-070824



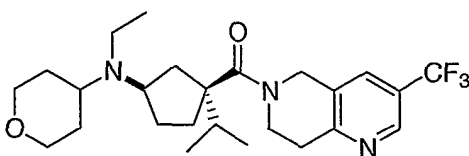
10

**EXAMPLE IV-2**

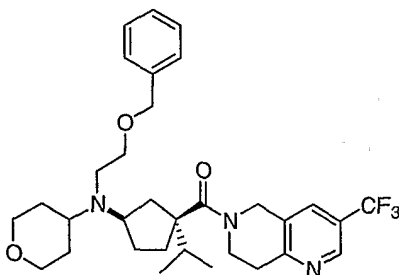
L-070957



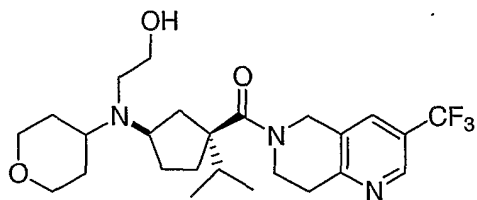
15

**EXAMPLE IV-3**

20

**EXAMPLE IV-4**

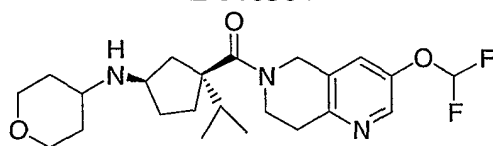
**EXAMPLE IV-5**



5

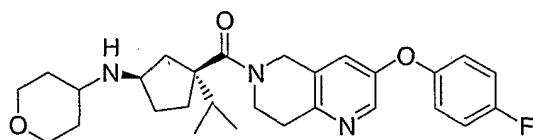
**EXAMPLE IV-6**

L-383564



**EXAMPLE IV-7**

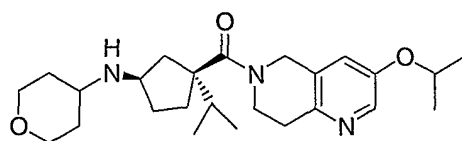
L-385420



10

**EXAMPLE IV-8**

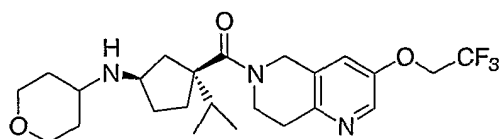
L-384866



15

**EXAMPLE IV-9**

L-385474

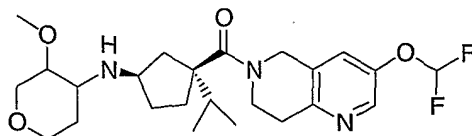


20



**EXAMPLE IV-10**

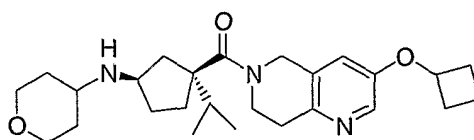
L-385425



5

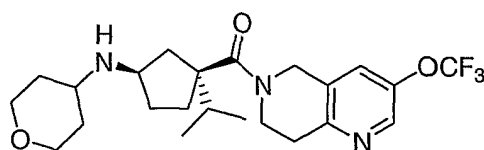
**EXAMPLE IV-11**

L-385425



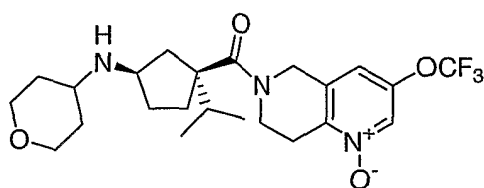
10

**EXAMPLE IV-12**



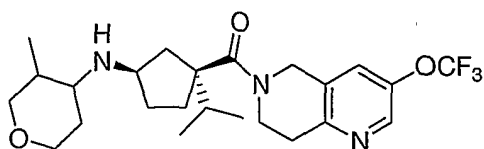
15

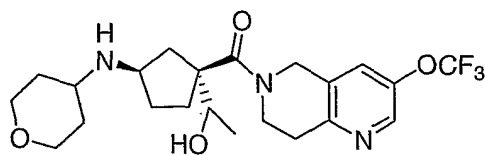
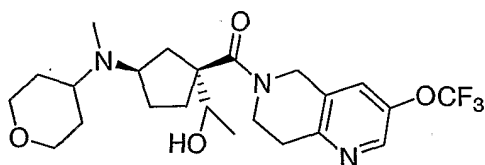
**EXAMPLE IV-13**



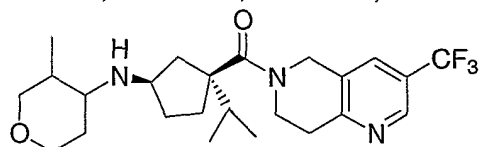
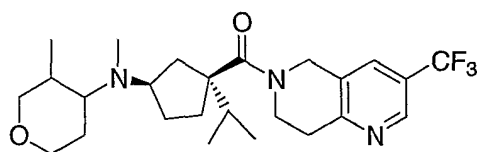
20

**EXAMPLE IV-14**

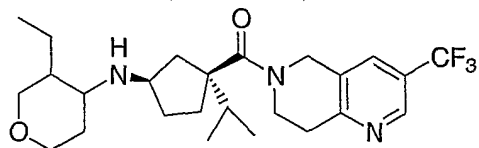


**EXAMPLE IV-15****EXAMPLE IV-16****EXAMPLE IV-17**

L-071081, L-122051, L-122055, L-122056

**EXAMPLE IV-18****EXAMPLE IV-19**

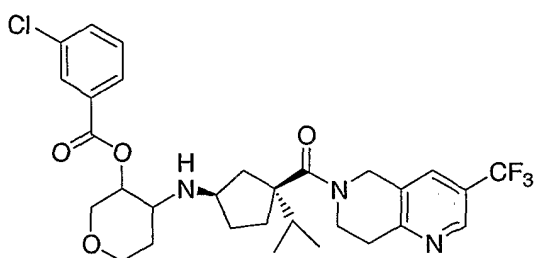
L-384291, L-384292, L-384294



**EXAMPLE IV-20**

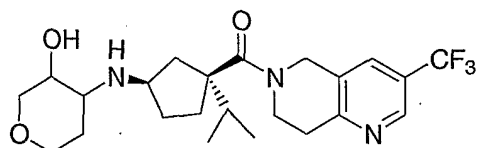
L-071112

5

**EXAMPLE IV-21**

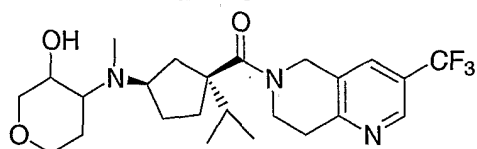
L-071113

10

**EXAMPLE IV-22**

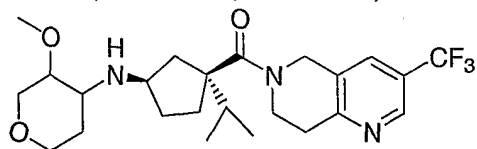
L-220426

15

**EXAMPLE IV-23**

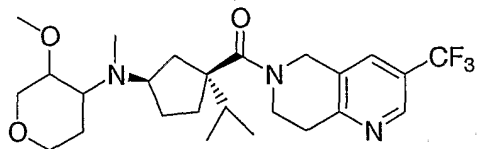
L-124464, L-124466, L-124467, L-124469

20



**EXAMPLE IV-24**

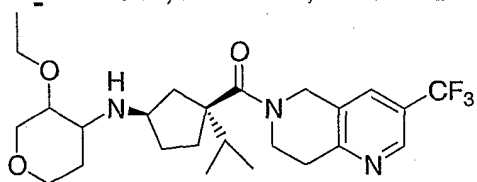
L-330098, L-330100



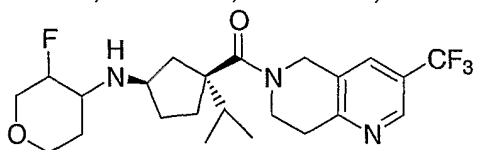
5

**EXAMPLE IV-25**

L-383580, L-383581, L-383582

**EXAMPLE IV-26**

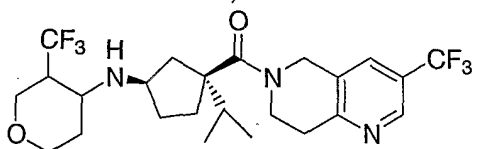
L-233994, L-233995, L-233996, L-233997



10

**EXAMPLE IV-27**

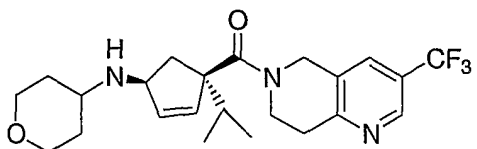
L-251447, L-251450



15

**EXAMPLE IV-28**

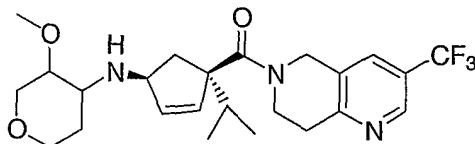
L-070948



20

**EXAMPLE IV-29**

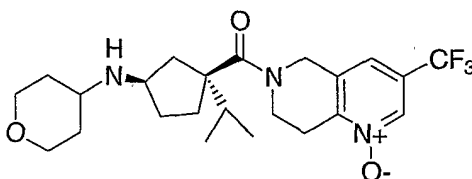
L-237169, L-237171



5

**EXAMPLE IV-30**

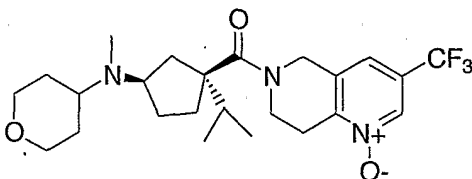
L-071040



10

**EXAMPLE IV-31**

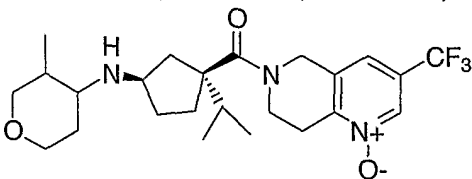
L-220288



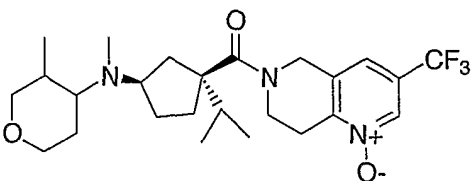
15

**EXAMPLE IV-32**

L-071117, L-114785, L-114787, L-114790, L-114793



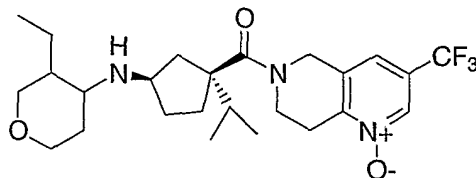
**EXAMPLE IV-33**



20

**EXAMPLE IV-34**

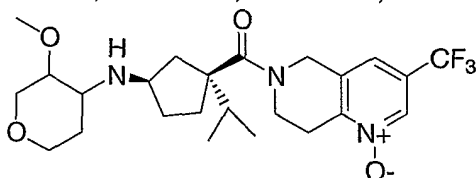
L-384261, L-384263, L-384264



5

**EXAMPLE IV-35**

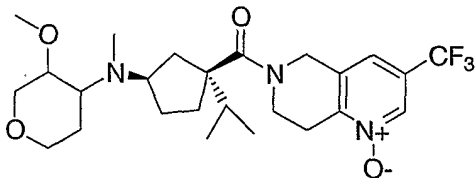
L-330023, L-330027, L-330030, L-330032



10

**EXAMPLE IV-36**

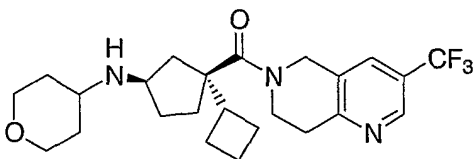
L-346122, L-346124



15

**EXAMPLE IV-37**

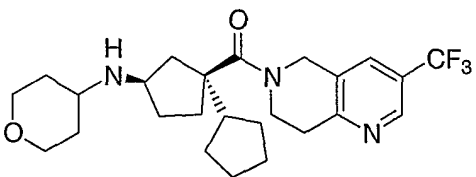
L-075726



20

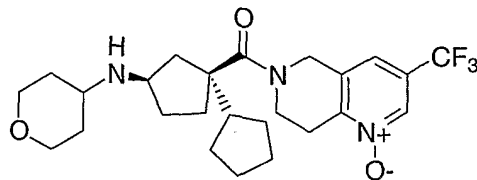
**EXAMPLE IV-38**

L-121151



**EXAMPLE IV-39**

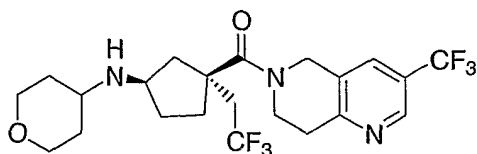
L-121158



5

**EXAMPLE IV-40**

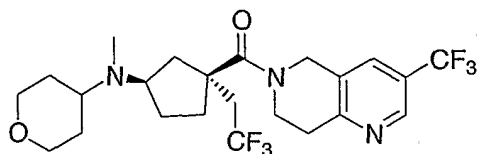
L-114746



10

**EXAMPLE IV-41**

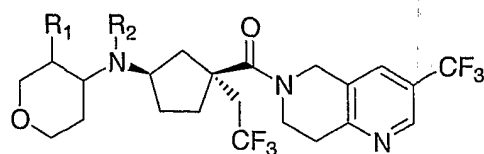
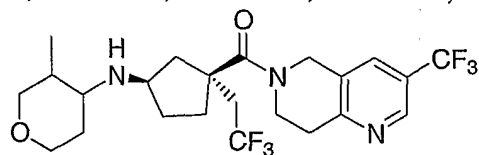
L-220280



15

**EXAMPLE IV-42**

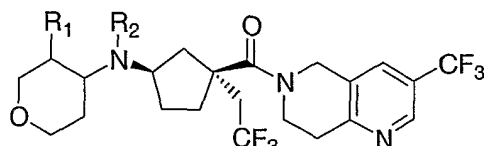
L-220284, L-221962, L-221965, L-221966, L-221969



20

**EXAMPLES IV-43 to IV-47**

Examples IV-43 through IV-47, in Table 21, below, are based on the following formula:



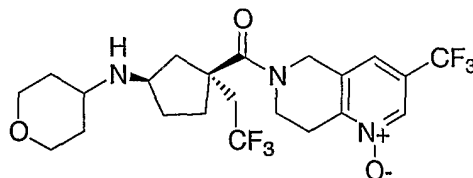
5 L-222701, L-222702, L-222703, L-222704, L-234971, L-234972, L-234973, L-234974, L-251451, L-251452

EXAMPLE	R1	R2	Column and eluant	FW: formula/ found [M+H] <sup>+</sup>
IV-43	CH <sub>3</sub>	CH <sub>3</sub>	Single isomers obtained from Example 31	C <sub>24</sub> H <sub>31</sub> F <sub>6</sub> N <sub>3</sub> O <sub>2</sub> 508.2
IV-44	OMe	H	Preparative ChiralCel OD 93% Hexane : 7% Ethanol	C <sub>23</sub> H <sub>29</sub> F <sub>6</sub> N <sub>3</sub> O <sub>3</sub> 510.2
IV-45	OMe	CH <sub>3</sub>	Single isomers obtained from Example 34	C <sub>24</sub> H <sub>31</sub> F <sub>6</sub> N <sub>3</sub> O <sub>3</sub> 524.2
IV-46	F	H	Preparative ChiralCel OD 90% Hexane : 10% Ethanol	C <sub>22</sub> H <sub>26</sub> F <sub>7</sub> N <sub>3</sub> O <sub>2</sub> 498.1
IV-47	CF <sub>3</sub>	H	Preparative ChiralCel OD 97% Hexane : 3% Ethanol	C <sub>23</sub> H <sub>26</sub> F <sub>9</sub> N <sub>3</sub> O <sub>2</sub> 548.3

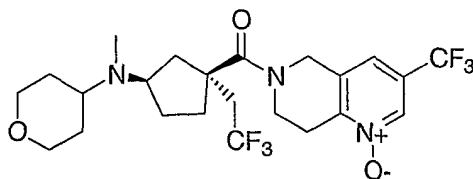
10

**EXAMPLE IV-48**

L-123133

**EXAMPLE IV-49**

L-221002

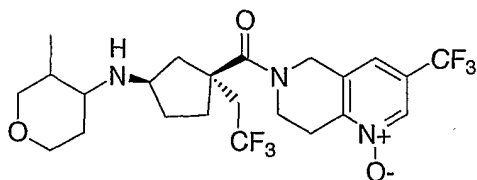


15



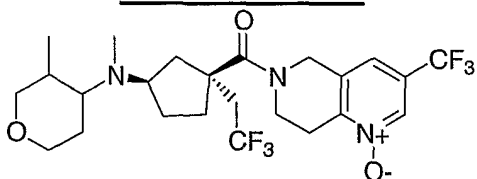
**EXAMPLE IV-50**

L-123134



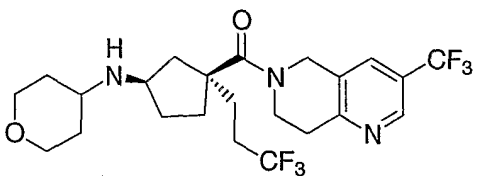
5

**EXAMPLE IV-51**



**EXAMPLE IV-52**

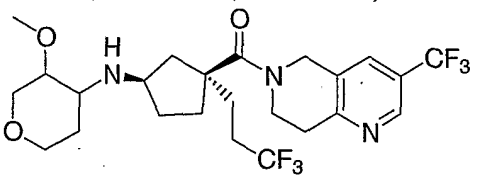
L-223917



10

**EXAMPLE IV-53**

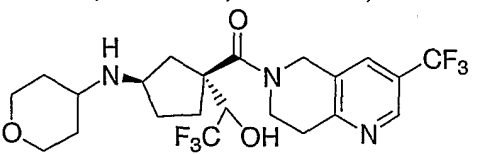
L-234189, L-234197, L-234216, L-234226

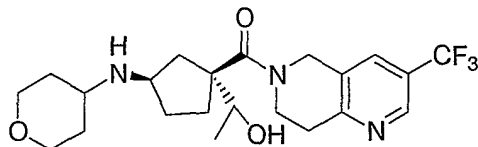


15

**EXAMPLE IV-54**

L-235604, L-235605, L-235606, L-235608

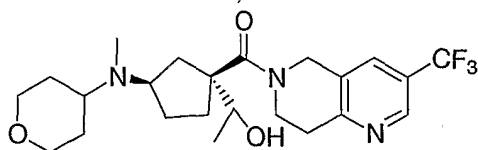


**EXAMPLE IV-55** L-071090, L-071091

5

**EXAMPLE IV-56**

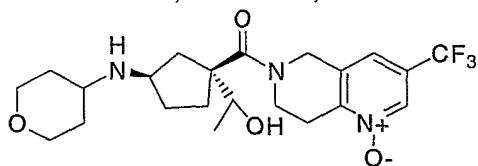
L-071120, L-220990



10

**EXAMPLE IV-57**

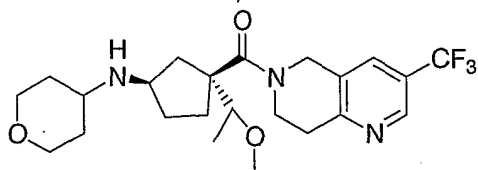
L-0711510, L-074362, L-074363



15

**EXAMPLE IV-58**

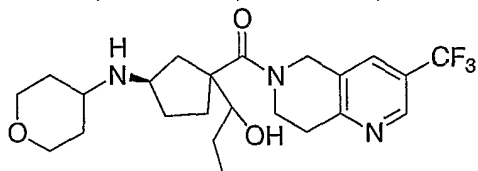
L-071149, L-071150



20

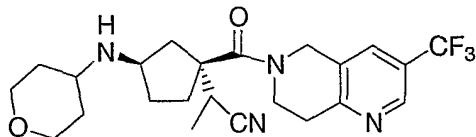
**EXAMPLE IV-59**

L-071128, L-071129, L-071130, L-071131



**EXAMPLE IV-63**

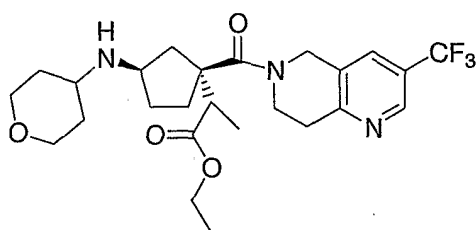
L-385477, L-385479, L-385477, L-385479



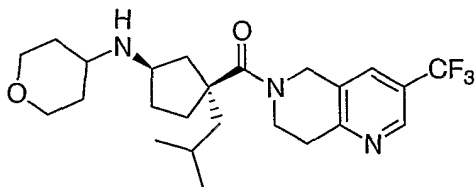
5

**EXAMPLE IV-64**

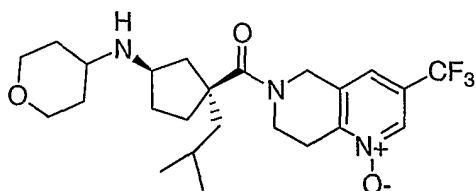
L-071031, L-071032

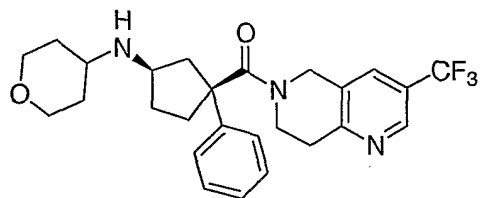


10

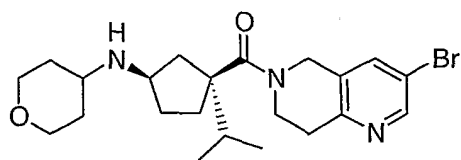
**EXAMPLE IV-65**

15

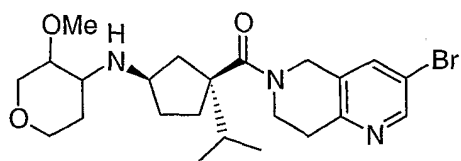
**EXAMPLE IV-66**

**EXAMPLE IV-67**

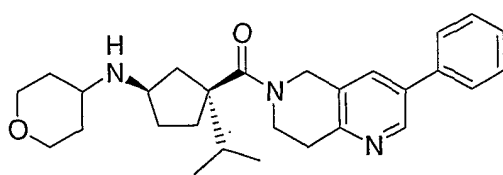
5

**EXAMPLE IV-68**

10

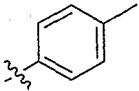
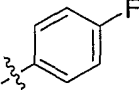
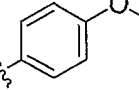
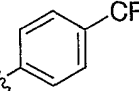
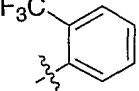
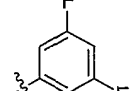
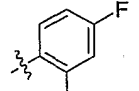
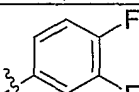
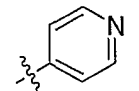
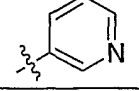
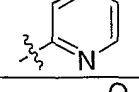
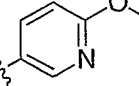
**EXAMPLE IV-69**

15

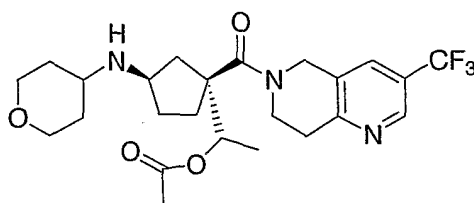
**EXAMPLE IV-70**

**EXAMPLE IV-71 to IV-82**

The phenyl group from Example 70 can be replaced by other substituents as shown in Table 22:

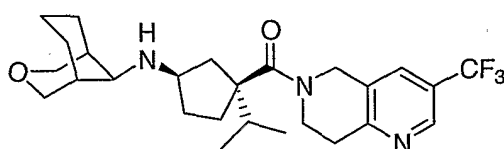
Example	substituent	Molecular Formula	Calculated [M]	Found [M+H] <sup>+</sup>
IV-71		C <sub>29</sub> H <sub>39</sub> N <sub>3</sub> O <sub>2</sub>	461.30	462.3
IV-72		C <sub>28</sub> H <sub>36</sub> N <sub>3</sub> O <sub>2</sub> F	465.27	466.3
IV-73		C <sub>29</sub> H <sub>39</sub> N <sub>3</sub> O <sub>3</sub>	477.30	478.3
IV-74		C <sub>29</sub> H <sub>36</sub> N <sub>3</sub> O <sub>2</sub> F <sub>3</sub>	515.24	516.3
IV-75		C <sub>29</sub> H <sub>36</sub> N <sub>3</sub> O <sub>2</sub> F <sub>3</sub>	515.24	516.3
IV-76		C <sub>28</sub> H <sub>35</sub> N <sub>3</sub> O <sub>2</sub> F <sub>2</sub>	483.26	484.3
IV-77		C <sub>28</sub> H <sub>35</sub> N <sub>3</sub> O <sub>2</sub> F <sub>2</sub>	483.26	484.3
IV-78		C <sub>28</sub> H <sub>35</sub> N <sub>3</sub> O <sub>2</sub> F <sub>2</sub>	483.26	484.3
IV-79		C <sub>27</sub> H <sub>36</sub> N <sub>4</sub> O <sub>2</sub>	448.27	449.3
IV-80		C <sub>27</sub> H <sub>36</sub> N <sub>4</sub> O <sub>2</sub>	448.27	449.3
IV-81		C <sub>27</sub> H <sub>36</sub> N <sub>4</sub> O <sub>2</sub>	448.27	449.3
IV-82		C <sub>28</sub> H <sub>38</sub> N <sub>4</sub> O <sub>3</sub>	478.28	479.3

**EXAMPLE IV-83**



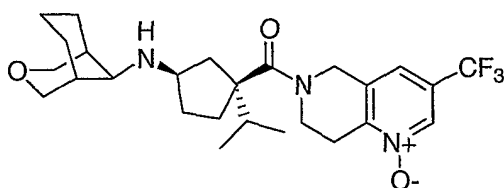
5

**EXAMPLE IV-84**



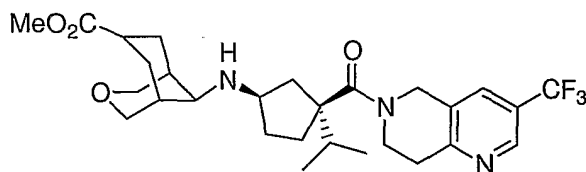
10

**EXAMPLE IV-85**



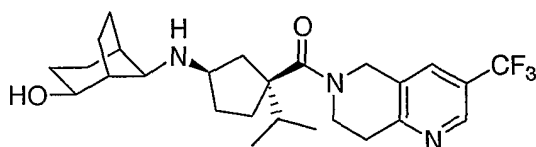
15

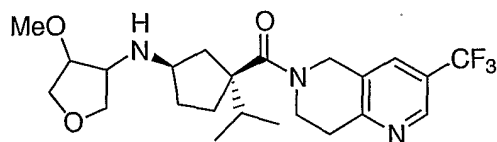
**EXAMPLE IV-86**



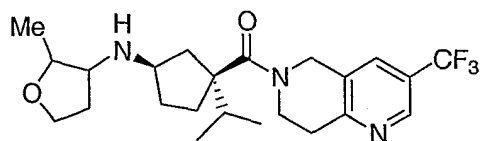
20

**EXAMPLE IV-87**



**EXAMPLE IV-88**

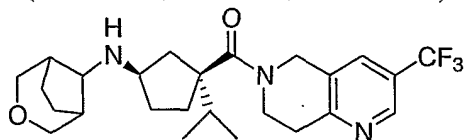
5

**EXAMPLE IV-89**

10

**EXAMPLE IV-90**

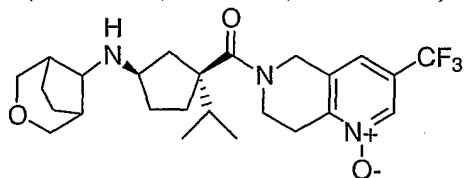
(L-224150; S. Goble; 44292-013)



15

**EXAMPLE IV-91**

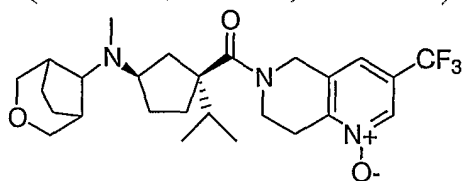
(L-224567; S. Goble; 44292-020)



20

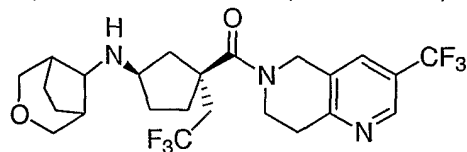
**EXAMPLE IV-92**

(L-234682; S. Goble; 44292-039)



**EXAMPLE IV-93**

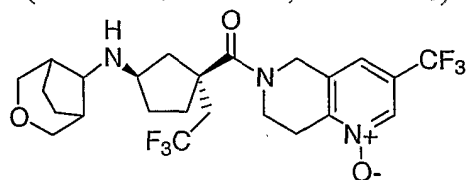
(L-233387; S. Goble; 44292-031)



5

**EXAMPLE IV-94**

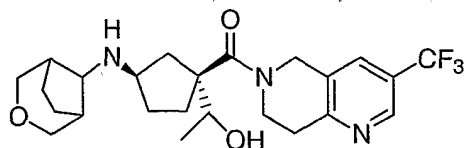
(L-233979; S. Goble; 44292-036)



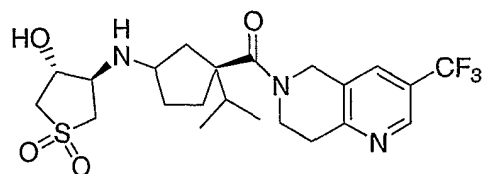
10

**EXAMPLE IV-95**

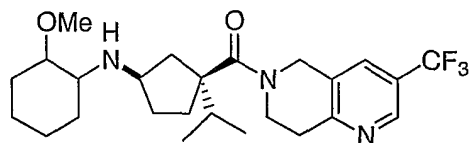
(L-234673/236874/876; S. Goble; 44292-037/059)



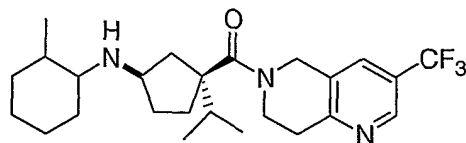
15

**EXAMPLE IV-96**

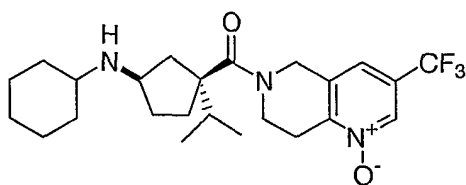
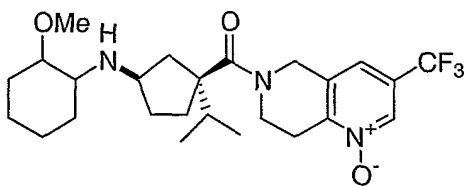
20

**EXAMPLE IV-97**

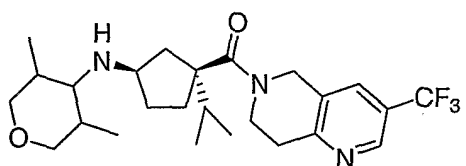


**EXAMPLE IV-98**

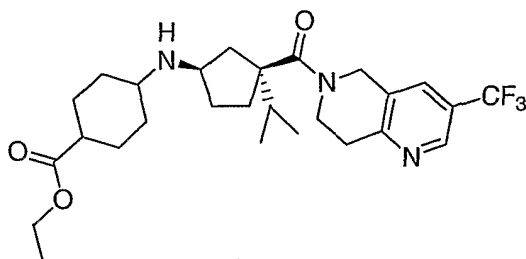
5

**EXAMPLE IV-99****EXAMPLE IV-100**

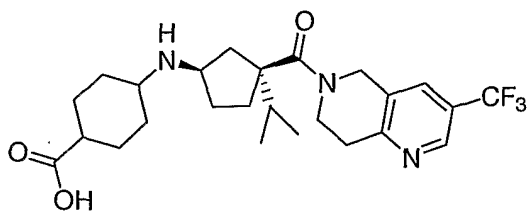
10

**EXAMPLE IV-101**

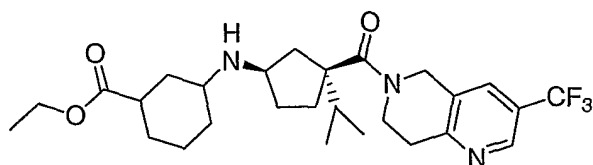
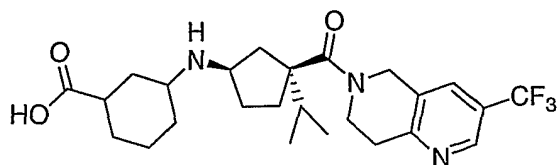
15

**EXAMPLE IV-102**

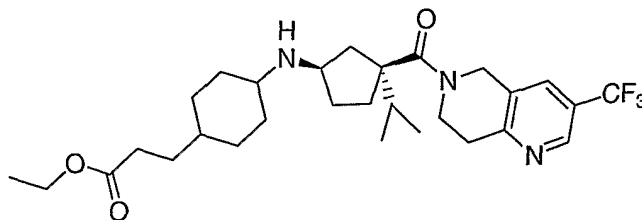
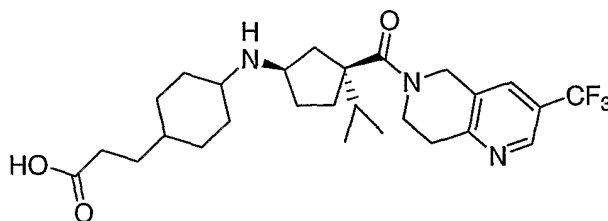
5

**EXAMPLE IV-103**

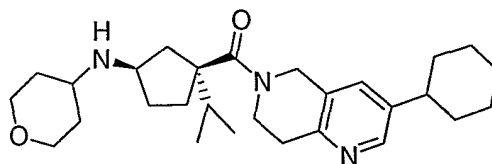
10

**EXAMPLE IV-104****EXAMPLE IV-105**

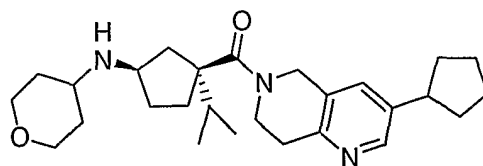
15

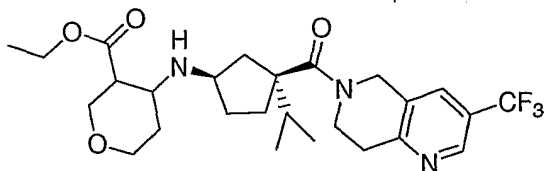
**EXAMPLE IV-106****EXAMPLE IV-107**

5

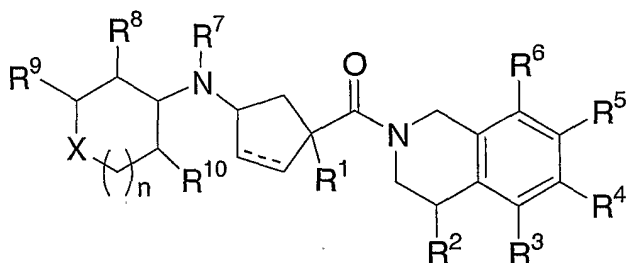
**EXAMPLE IV-108**

10

**EXAMPLE IV-109**

**EXAMPLE IV-110**

Additional CCR-2 useful in the inventive methods are those of formula V:

**5 Formula V**

wherein:

10 X is selected from the group consisting of:

-O-, -NR<sup>20</sup>-, -S-, -SO-, -SO<sub>2</sub>-, and -CR<sup>21</sup>R<sup>22</sup>-, -NSO<sub>2</sub>R<sup>20</sup>-,  
 -NCOR<sup>20</sup>-, -NCO<sub>2</sub>R<sup>20</sup>-, -CR<sup>21</sup>CO<sub>2</sub>R<sup>20</sup>-, -CR<sup>21</sup>OCOR<sup>20</sup>-, -CO-,  
 where R<sup>20</sup> is selected from: hydrogen, C<sub>1-6</sub> alkyl, benzyl, phenyl,

15

C<sub>3-6</sub> cycloalkyl where the alkyl, phenyl, benzyl, and cycloalkyl groups can be  
 unsubstituted or substituted with 1-3 substituents where the substituents are  
 independently selected from: halo, hydroxy, C<sub>1-3</sub>alkyl, C<sub>1-3</sub>alkoxy, -CO<sub>2</sub>H, -  
 CO<sub>2</sub>-C<sub>1-6</sub> alkyl, and trifluoromethyl,

where R<sup>21</sup> and R<sup>22</sup> are independently selected from: hydrogen, hydroxy,  
 C<sub>1-6</sub> alkyl, -O-C<sub>1-6</sub>alkyl, benzyl, phenyl, C<sub>3-6</sub> cycloalkyl where the alkyl, phenyl,  
 20 benzyl, and cycloalkyl groups can be unsubstituted or substituted with 1-3  
 substituents where the substituents are independently selected from: halo,  
 hydroxy, C<sub>1-3</sub>alkyl, C<sub>1-3</sub>alkoxy, -CO<sub>2</sub>H, -CO<sub>2</sub>-C<sub>1-6</sub> alkyl, and trifluoromethyl;

R<sup>1</sup> is selected from:

25

-C<sub>1-6</sub>alkyl, -C<sub>0-6</sub>alkyl-O-C<sub>1-6</sub>alkyl-, -C<sub>0-6</sub>alkyl-S-C<sub>1-6</sub>alkyl-,  
 -(C<sub>0-6</sub>alkyl)-(C<sub>3-7</sub>cycloalkyl)-(C<sub>0-6</sub>alkyl), hydroxy, -CO<sub>2</sub>R<sup>20</sup>, heterocycle,  
 -CN, -NR<sup>20</sup>R<sup>26</sup>-, -NSO<sub>2</sub>R<sup>20</sup>-, -NCOR<sup>20</sup>-, -NCO<sub>2</sub>R<sup>20</sup>-, -NCOR<sup>20</sup>-,

-CR<sup>21</sup>CO<sub>2</sub>R<sup>20</sup>-, -CR<sup>21</sup>OCOR<sup>20</sup>-, phenyl and pyridyl,

where R<sup>26</sup> is selected from: hydrogen, C<sub>1-6</sub> alkyl, benzyl, phenyl, C<sub>3-6</sub> cycloalkyl

where the alkyl, phenyl, benzyl, and cycloalkyl groups can be unsubstituted or substituted with 1-3 substituents where the substituents are independently selected from: halo, hydroxy, C<sub>1-3</sub>alkyl, C<sub>1-3</sub>alkoxy, -CO<sub>2</sub>H, -CO<sub>2</sub>-C<sub>1-6</sub> alkyl, and trifluoromethyl

where the alkyl and the cycloalkyl are unsubstituted or substituted with 1-7 substituents where the substituents are independently selected from:

- (a) halo,
- (b) hydroxy,
- (c) -O-C<sub>1-3</sub>alkyl,
- (d) trifluoromethyl,
- (f) C<sub>1-3</sub>alkyl,
- (g) -O-C<sub>1-3</sub>alkyl,
- (h) -CO<sub>2</sub>R<sup>20</sup>,
- (i) -SO<sub>2</sub>R<sup>20</sup>,
- (j) -NHCOCH<sub>3</sub>,
- (k) -NHSO<sub>2</sub>CH<sub>3</sub>,
- (l) -heterocycle,
- (m) =O,
- (n) -CN,

and where the phenyl and pyridyl are unsubstituted or substituted with 1-3 substituents where the substituents are independently selected from: halo, hydroxy, C<sub>1-3</sub>alkyl, C<sub>1-3</sub>alkoxy and trifluoromethyl;

R<sup>2</sup> is selected from:

- (a) hydrogen,
- (b) hydroxy,
- (c) halo,
- (d) C<sub>1-3</sub>alkyl, where the alkyl is unsubstituted or substituted with 1-6 substituents independently selected from: fluoro, and hydroxy,
- (e) -NR<sup>20</sup>R<sup>26</sup>,
- (f) -CO<sub>2</sub>R<sup>20</sup>,
- (g) -CONR<sup>20</sup>R<sup>26</sup>,
- (h) -NR<sup>20</sup>COR<sup>21</sup>,

- 5
- (i) -OCONR<sup>20</sup>R<sup>26</sup>,
  - (j) -NR<sup>20</sup>CONR<sup>20</sup>R<sup>26</sup>,
  - (k) -heterocycle,
  - (l) -CN,
  - (m) -NR<sup>20</sup>-SO<sub>2</sub>-NR<sup>20</sup>R<sup>26</sup>,
  - (n) -NR<sup>20</sup>-SO<sub>2</sub>-R<sup>26</sup>,
  - (o) -SO<sub>2</sub>-NR<sup>20</sup>R<sup>26</sup>, and
  - (p) =O, where R<sup>2</sup> is connected to the ring via a double bond;

10 R<sup>3</sup> is selected from:

- 15
- (a) hydrogen,
  - (b) hydroxy,
  - (c) halo,
  - (d) C<sub>1-6</sub>alkyl,
  - (e) -O-C<sub>1-6</sub>alkyl,
  - (f) -NR<sup>20</sup>R<sup>21</sup>,
  - (g) -NR<sup>20</sup>CO<sub>2</sub>R<sup>21</sup>,
  - (h) -NR<sup>20</sup>CONR<sup>20</sup>R<sup>21</sup>,
  - (i) -NR<sup>20</sup>-SO<sub>2</sub>-NR<sup>20</sup>R<sup>21</sup>,

20

  - (j) -NR<sup>20</sup>-SO<sub>2</sub>-R<sup>21</sup>,
  - (k) heterocycle,
  - (l) -CN,
  - (m) -CONR<sup>20</sup>R<sup>21</sup>,
  - (n) -CO<sub>2</sub>R<sup>20</sup>,

25

  - (o) -NO<sub>2</sub>,
  - (p) -S-R<sup>20</sup>,
  - (q) -SO-R<sup>20</sup>,
  - (r) -SO<sub>2</sub>-R<sup>20</sup>, and
  - (s) -SO<sub>2</sub>-NR<sup>20</sup>R<sup>21</sup>;

30

R<sup>4</sup> is selected from:

- (a) hydrogen,
- (b) C<sub>1-6</sub>alkyl,
- (c) trifluoromethyl,

35

- (d) trifluoromethoxy,

- (e) chloro,
- (f) fluoro,
- (g) bromo, and
- (h) phenyl;

5

R<sup>5</sup> is selected from:

- (a) C<sub>1-6</sub>alkyl, where alkyl may be unsubstituted or substituted with 1-6 fluoro and optionally substituted with hydroxyl,
- (b) -O-C<sub>1-6</sub>alkyl, where alkyl may be unsubstituted or substituted with 1-6 fluoro,
- (c) -CO-C<sub>1-6</sub>alkyl, where alkyl may be unsubstituted or substituted with 1-6 fluoro,
- (d) -S-C<sub>1-6</sub>alkyl, where alkyl may be unsubstituted or substituted with 1-6 fluoro,
- (e) -pyridyl, which may be unsubstituted or substituted with one or more substituents selected from the group consisting of: halo, trifluoromethyl, C<sub>1-4</sub>alkyl, and CO<sub>2</sub>R<sup>20</sup>,
- (f) fluoro,
- (g) chloro,
- (h) bromo,
- (i) -C<sub>4-6</sub>cycloalkyl,
- (j) -O-C<sub>4-6</sub>cycloalkyl,
- (k) phenyl, which may be unsubstituted or substituted with one or more substituents selected from the group consisting of: halo, trifluoromethyl, C<sub>1-4</sub>alkyl, and CO<sub>2</sub>R<sup>20</sup>,
- (l) -O-phenyl, which may be unsubstituted or substituted with one or more substituents selected from the group consisting of: halo, trifluoromethyl, C<sub>1-4</sub>alkyl, and CO<sub>2</sub>R<sup>20</sup>,
- (m) -C<sub>3-6</sub>cycloalkyl, where alkyl may be unsubstituted or substituted with 1-6 fluoro,
- (n) -O-C<sub>3-6</sub>cycloalkyl, where alkyl may be unsubstituted or substituted with 1-6 fluoro,
- (o) -heterocycle,
- (p) -CN, and
- (q) -CO<sub>2</sub>R<sup>20</sup>;

35

R<sup>6</sup> is selected from:

- 5
- (a) hydrogen,
  - (b) C<sub>1-6</sub>alkyl, and
  - (c) trifluoromethyl
  - (d) fluoro
  - (e) chloro, and
  - (f) bromo;

10 R<sup>7</sup> is selected from:

- (a) hydrogen, and
- (b) C<sub>1-6</sub>alkyl, which is unsubstituted or substituted with 1-3 substituents where the substituents are independently selected from: halo, hydroxy, -CO<sub>2</sub>H, -CO<sub>2</sub>C<sub>1-6</sub>alkyl, and -O-C<sub>1-3</sub>alkyl;

15

R<sup>8</sup> is selected from:

- 20
- (a) hydrogen,
  - (b) C<sub>1-6</sub>alkyl, where alkyl may be unsubstituted or substituted with 1-6 substituents where the substituents are chosen from the group: fluoro, C<sub>1-3</sub>alkoxy, hydroxy, -CO<sub>2</sub>R<sup>20</sup>,
  - (c) fluoro,
  - (d) -O-C<sub>1-3</sub>alkyl, where alkyl may be unsubstituted or substituted with 1-3 fluoro, and
  - (e) C<sub>3-6</sub> cycloalkyl,
  - (f) -O-C<sub>3-6</sub>cycloalkyl,
  - (g) hydroxy,
  - (h) -CO<sub>2</sub>R<sup>20</sup>,
  - (i) -OCOR<sup>20</sup>,
- 25
- 30 or R<sup>7</sup> and R<sup>8</sup> may be joined together via a C<sub>2-4</sub>alkyl or a C<sub>0-2</sub>alkyl-O-C<sub>1-3</sub>alkyl chain to form a 5-7 membered ring;

R<sup>9</sup> is selected from:

- (a) hydrogen,



- (b) C<sub>1-6</sub>alkyl, where alkyl may be unsubstituted or substituted with 1-6 substituents where the substituents are chosen from the group: fluoro, C<sub>1-3</sub>alkoxy, hydroxy, -CO<sub>2</sub>R<sup>20</sup>,
- (c) CO<sub>2</sub>R<sup>20</sup>,
- (d) hydroxy, and
- (e) -O-C<sub>1-6</sub>alkyl, where alkyl may be unsubstituted or substituted with 1-6 substituents where the substituents are chosen from the group: fluoro, C<sub>1-3</sub>alkoxy, hydroxy, -CO<sub>2</sub>R<sup>20</sup>,  
 or R<sup>8</sup> and R<sup>9</sup> may be joined together by a C<sub>1-4</sub>alkyl chain or a  
 C<sub>0-3</sub>alkyl-O-C<sub>0-3</sub>alkyl chain to form a 3-6 membered ring;

R<sup>10</sup> is selected from:

- (a) hydrogen, and
- (b) C<sub>1-6</sub>alkyl, where alkyl may be unsubstituted or substituted with 1-6 fluoro,
- (c) fluoro,
- (d) -O-C<sub>3-6</sub>cycloalkyl, and
- (e) -O-C<sub>1-3</sub>alkyl, where alkyl may be unsubstituted or substituted with 1-6 fluoro,  
 or R<sup>8</sup> and R<sup>10</sup> may be joined together by a C<sub>2-3</sub>alkyl chain to form a 5-6 membered ring, where the alkyl are unsubstituted or substituted with 1-3 substituents where the substituents are independently selected from: halo, hydroxy, -CO<sub>2</sub>R<sup>20</sup>, C<sub>1-3</sub>alkyl, and C<sub>1-3</sub>alkoxy,  
 or R<sup>8</sup> and R<sup>10</sup> may be joined together by a C<sub>1-2</sub>alkyl-O-C<sub>1-2</sub>alkyl chain to form a 6-8 membered ring, where the alkyl are unsubstituted or substituted with 1-3 substituents where the substituents are independently selected from: halo, hydroxy, -CO<sub>2</sub>R<sup>20</sup>, C<sub>1-3</sub>alkyl, and C<sub>1-3</sub>alkoxy,  
 or R<sup>8</sup> and R<sup>10</sup> may be joined together by a -O-C<sub>1-2</sub>alkyl-O-chain to form a 6-7 membered ring, where the alkyl are unsubstituted or substituted with 1-3 substituents where the substituents are independently selected from: halo, hydroxy, -CO<sub>2</sub>R<sup>20</sup>, C<sub>1-3</sub>alkyl, and C<sub>1-3</sub>alkoxy;

n is selected from 0, 1 and 2;

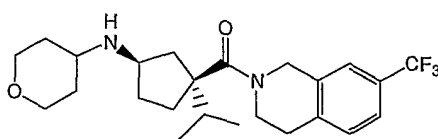
the dashed line represents a single or a double bond;  
and pharmaceutically acceptable salts thereof and individual diastereomers thereof.

### Formula V Compounds - Examples

5                    Examples of compounds of Formula V include the following:

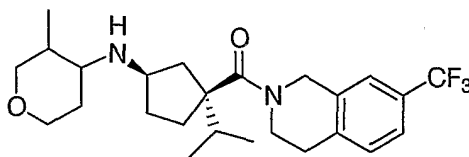
#### EXAMPLE V-1

L-070370, L-070371, L-070320, L-070321



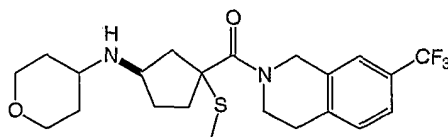
#### EXAMPLE V-2

L-070675, L-070676, L-070677, L-070678



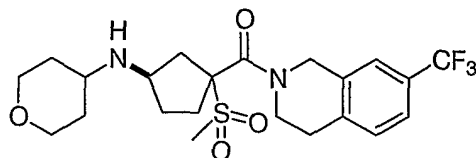
#### EXAMPLE V-3

L-070575



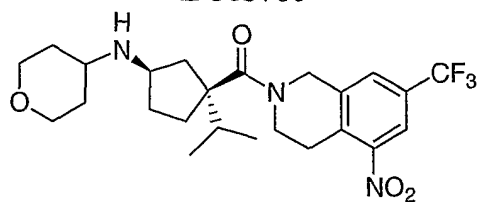
#### EXAMPLE V-4

L-070578, L-070579



#### EXAMPLE V-5

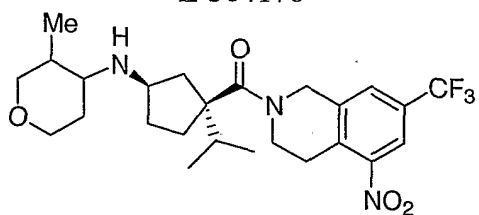
L-383766



5

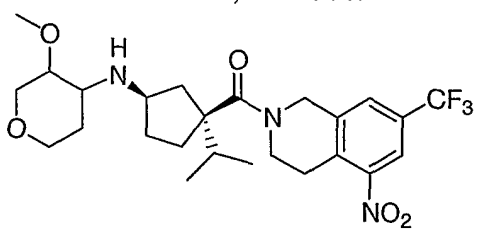
**EXAMPLE V-6**

L-384176



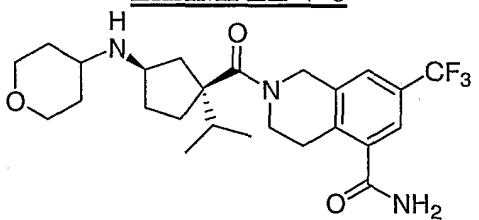
**EXAMPLE V-7**

L-383767, L-383769



10

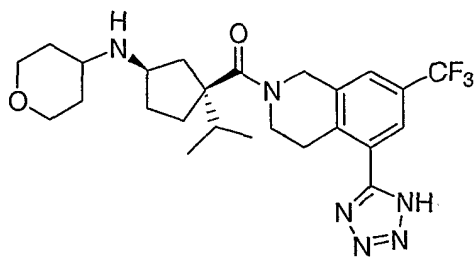
**EXAMPLE V-8**



15

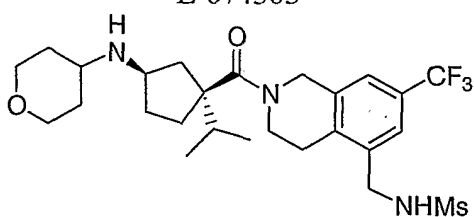
**EXAMPLE V-9**

L-114593



**EXAMPLE V-10**

L-074303

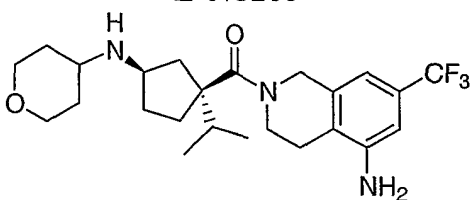


5

10

**EXAMPLE V-11**

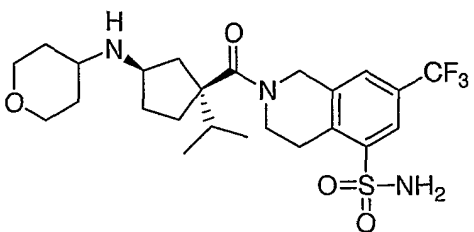
L-073260



15

**EXAMPLE V-12**

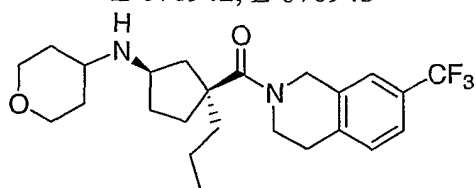
L-120189



20

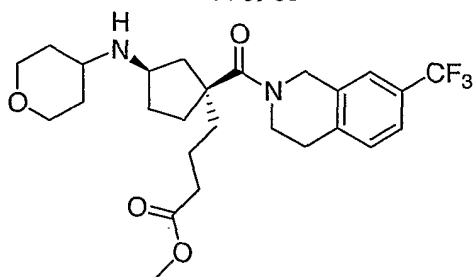
**EXAMPLE V-13**

L-070942, L-070943



**EXAMPLE V-14**

L-070963

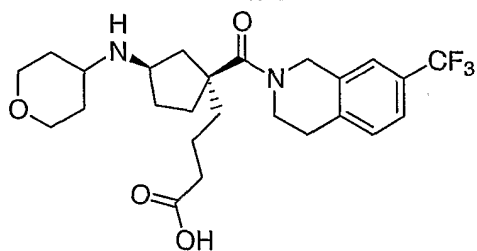


5

10

**EXAMPLE V-15**

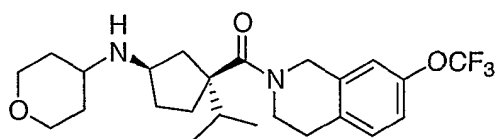
L-070964



15

**EXAMPLE V-16**

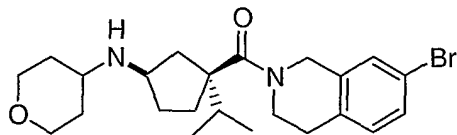
L-070287, L-070662, L-070670



20

**EXAMPLE V-17**

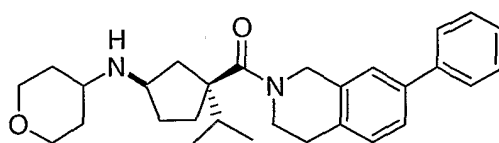
L-070422



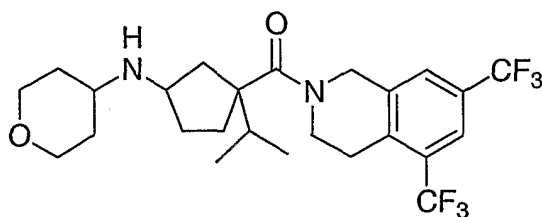
5

**EXAMPLE V-18**

L-070825

**EXAMPLE V-19**

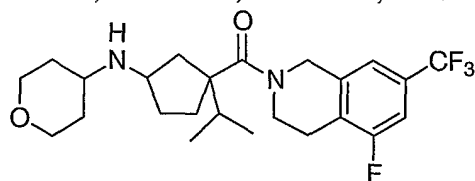
L-070237



10

**EXAMPLE V-20**

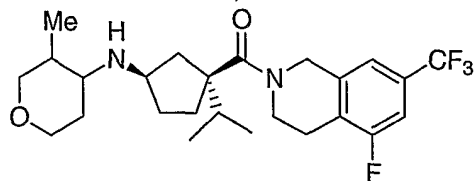
L-070379, L-070380, L-070435, L-070436



15

**EXAMPLE V-21**

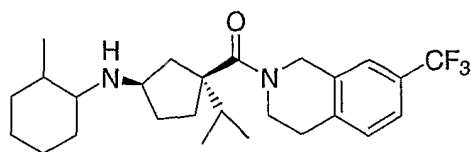
L-070728, L-070729



20

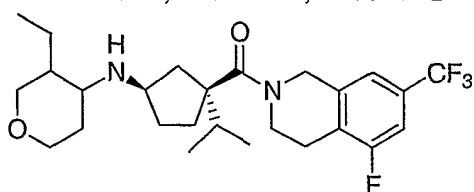
**EXAMPLE V-22**

L-070755, L-070757



**EXAMPLE V-23**

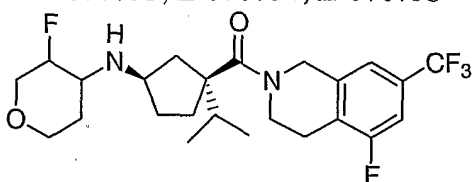
L-070730, L-070731, L-070732



5

**EXAMPLE V-24**

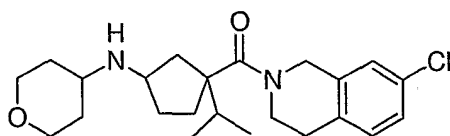
L-070733, L-070734, L-070735



10

**EXAMPLE V-25**

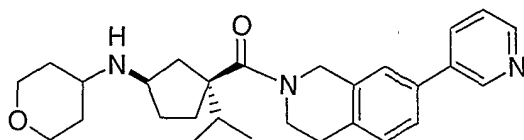
L-070421



15

**EXAMPLE V-26**

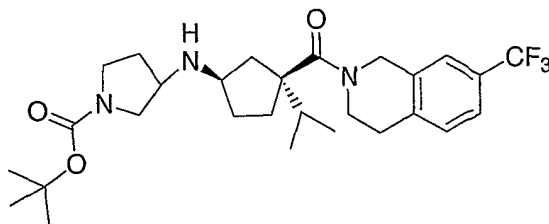
L-234913



20

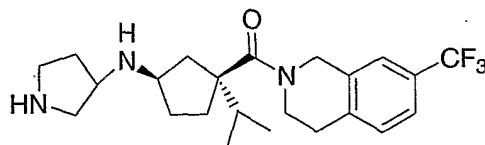
**EXAMPLE V-27**

L-260680



**EXAMPLE V-28**

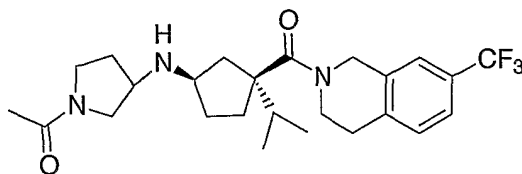
L-260683



5

**EXAMPLE V-29**

L-310391

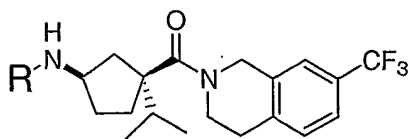


10

**EXAMPLES V-30 to V-39**

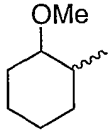
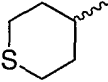
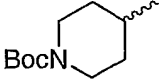

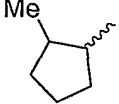

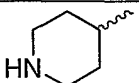
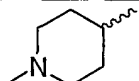
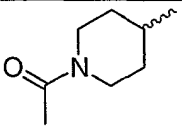
15

Examples V-30 through V-39, in Table 23, below, are based on the Formula:



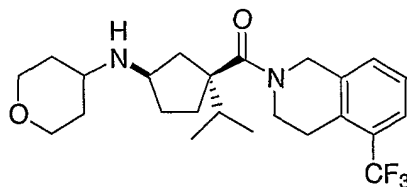
Example	R	Molecular Formula	Calculated [M <sup>+</sup> H <sup>+</sup> ]	Found [M <sup>+</sup> H <sup>+</sup> ]
V-30 L-070757		C <sub>25</sub> H <sub>36</sub> F <sub>3</sub> N <sub>2</sub> O <sub>2</sub>	453.27	453.25



V-31 L-070771		$C_{26}H_{38}F_3N_2O_2$	467.28	467.35
V-32 L-070772		$C_{24}H_{34}F_3N_2OS$	455.23	455.2
V-33 L-070773		$C_{29}H_{43}F_3N_3O_3$	538.32	538.3
V-34 L-070774		$C_{24}H_{34}F_3N_2O$	423.25	423.25
V-35 L-070775		$C_{25}H_{36}F_3N_2O$	437.27	437.35
V-36 L-070776		$C_{23}H_{32}F_3N_2OS$	441.21	441.25
V-37 L-070778		$C_{24}H_{34}F_3N_3O$	437.27	437.25
V-38 L-070813		$C_{25}H_{37}F_3N_3O$	452.28	452.35
V-39 L-070816		$C_{26}H_{37}F_3N_3O_2$	480.28	480.25

**EXAMPLE V-40**

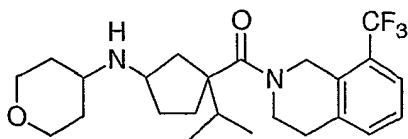
L-250553

**EXAMPLE V-41**

L-236892

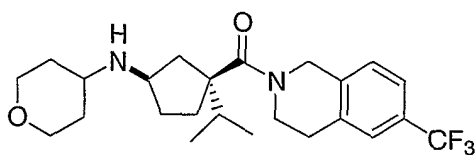
5

10

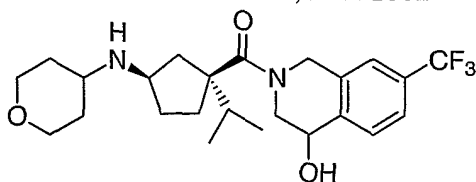
**EXAMPLE V-42**

L-236378

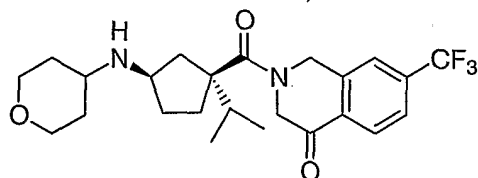
5

**EXAMPLE V-43**

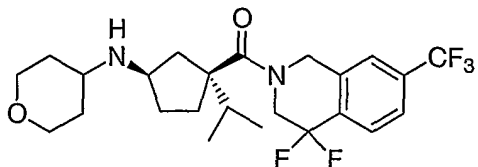
Alex NB 30766-81, L-071002

**EXAMPLE V-44**

Alex NB 30766-110, L-071001

**EXAMPLE V-45**

Alex NB 30766-115, L-071067

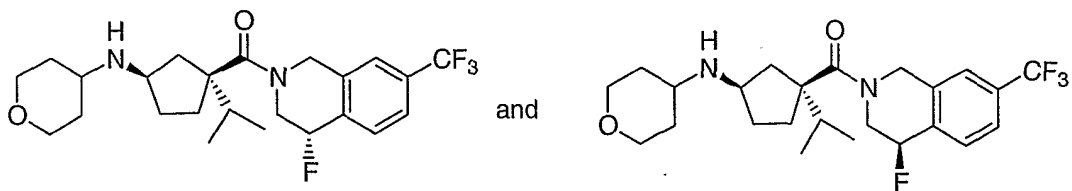
**EXAMPLE V-46**

Alex NB 30767-73, L-114771 and L-114773

10

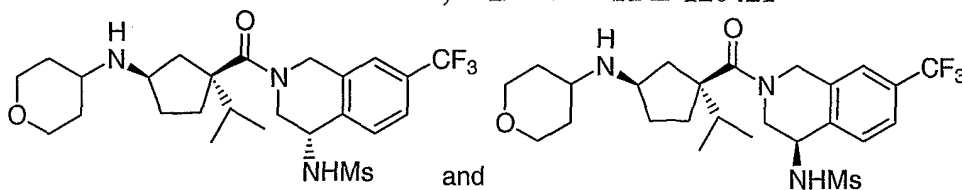
15

20



**EXAMPLE V-47**

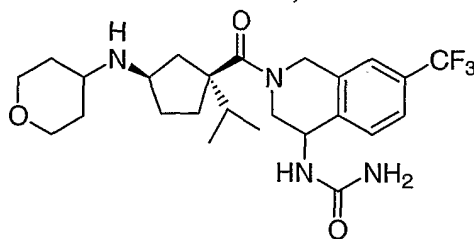
Alex NB 30767-45, L-120416 and L-120421



5

**EXAMPLE V-48**

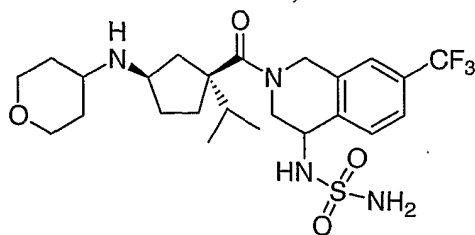
Alex NB 30767-46, L-120425



10

**EXAMPLE V-49**

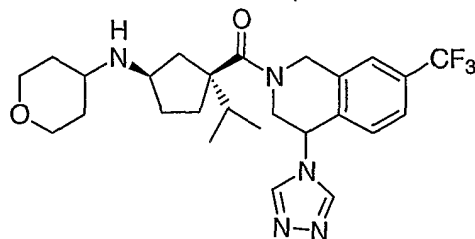
Alex NB 30767-47, L-120430



15

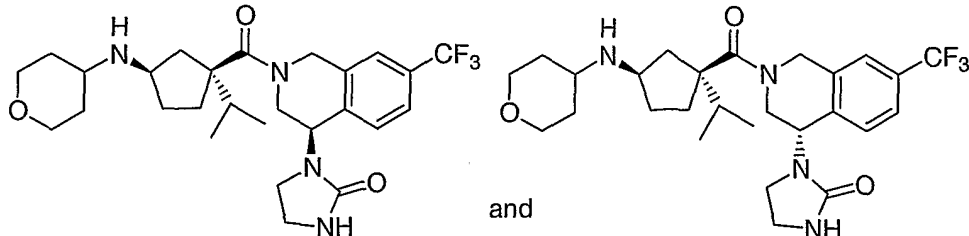
**EXAMPLE V-50**

Alex NB 30767-72, L-123597



**EXAMPLE V-51**

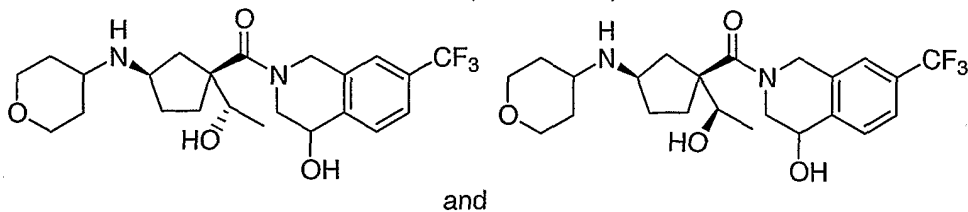
Alex NB 30767-89, L-221505, L-221506



5

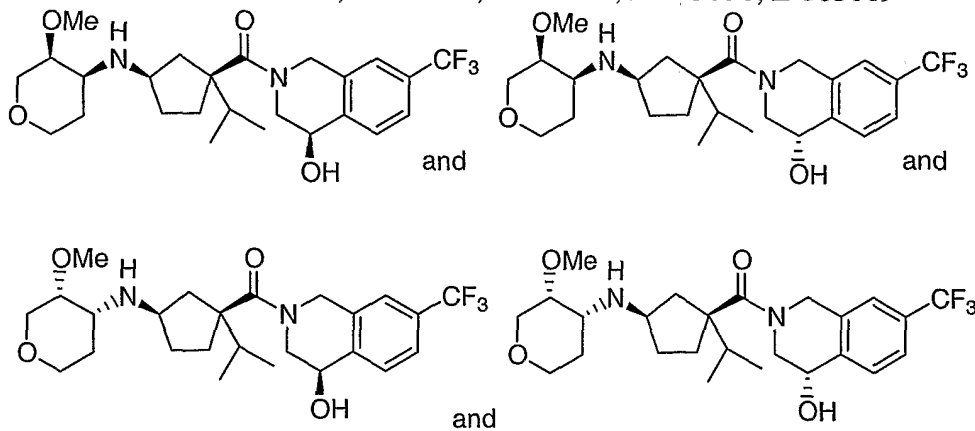
**EXAMPLE V-52**

Alex NB 44362-52, L-311982, L-311985



**EXAMPLE V-53**

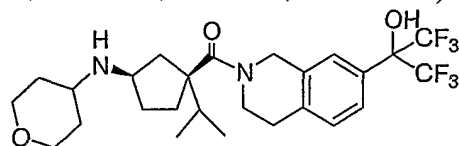
Alex NB 44362-70, L-383026, L-383032, L-383038, L-383089



10

**EXAMPLE V-54**

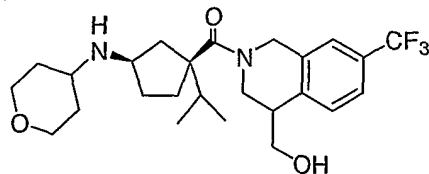
(L-070949; S. Goble; 30708-110)



15

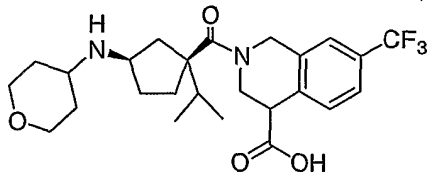
**EXAMPLE V-55**

(L-070977; S. Goble; 30708-127A)



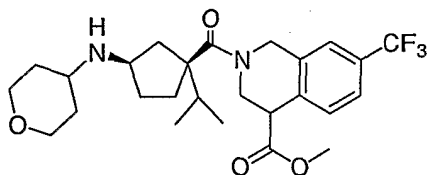
**EXAMPLE V-56**

(L-070992; S. Goble; 43899-018)



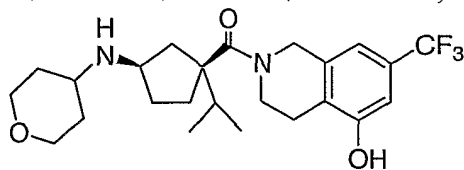
**EXAMPLE V-57**

(L-071088; S. Goble; 43899-027)



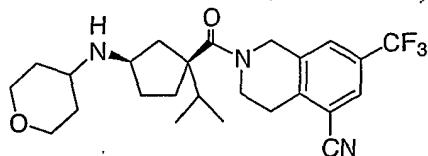
**EXAMPLE V-58**

(L-121449; S. Goble; 43899-113)



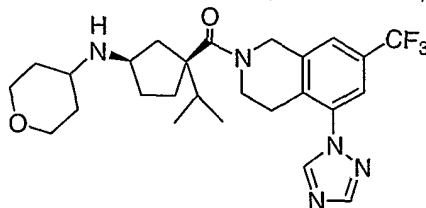
**EXAMPLE V-59**

(L-122515; S. Goble; 43899-127)



**EXAMPLE V-60**

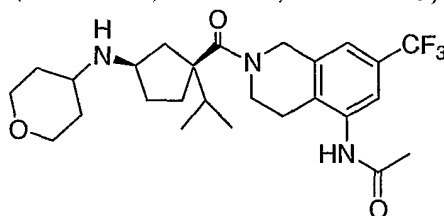
(L-221934; S. Goble; 43899-128)



5

**EXAMPLE V-61**

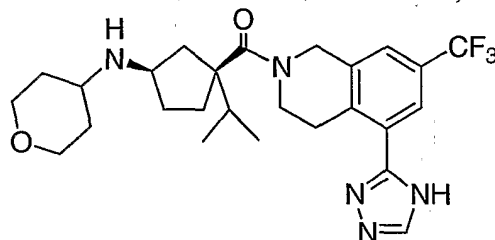
(L-123280; S. Goble; 43899-125)



10

**EXAMPLE V-62**

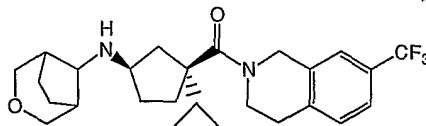
(L-223615; S. Goble; 44292-015)



15

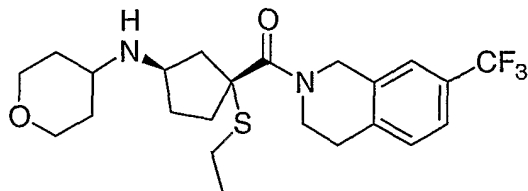
**EXAMPLE V-63**

(L-224164; S. Goble; 44292-017)



**EXAMPLE V-64**

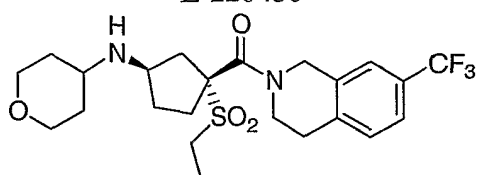
L-124089



5

**EXAMPLE V-65**

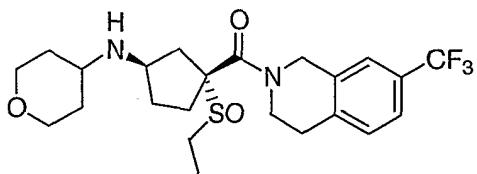
L-220436



10

**EXAMPLE V-66**

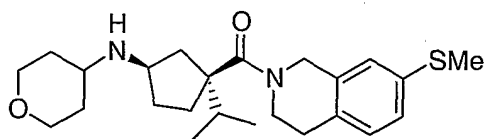
L-221632



15

**EXAMPLE V-67**

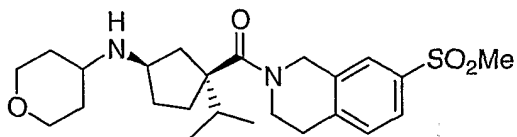
L-311515



20

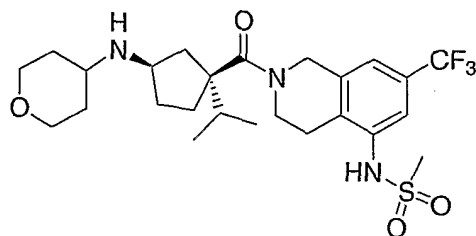
**EXAMPLE V-68**

L-311518



**EXAMPLE V-69**

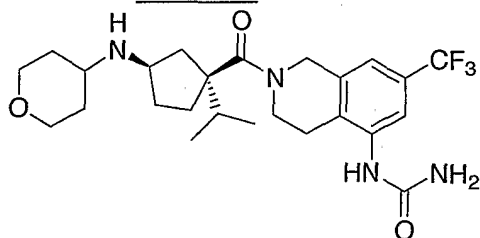
L-074185



5

**EXAMPLE V-70**

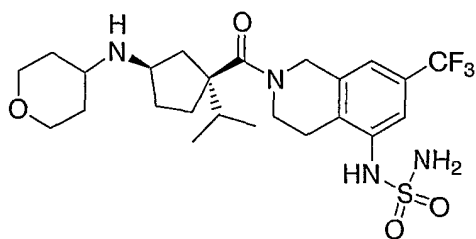
L-074197



10

**EXAMPLE V-71**

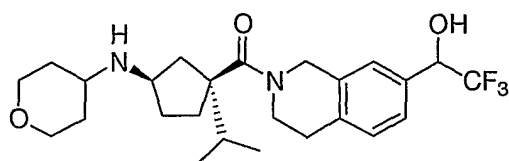
L-074302



15

**EXAMPLE V-72**

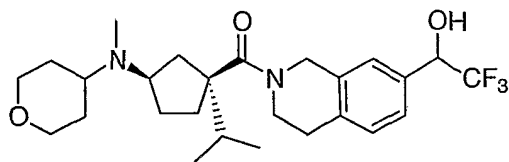
L-235567



20

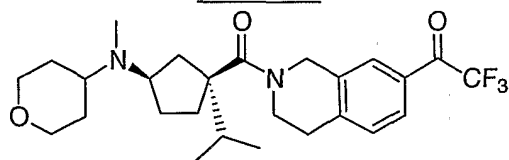


**EXAMPLE V-73**



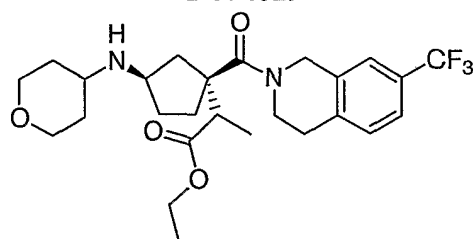
**EXAMPLE V-74**

L-236107



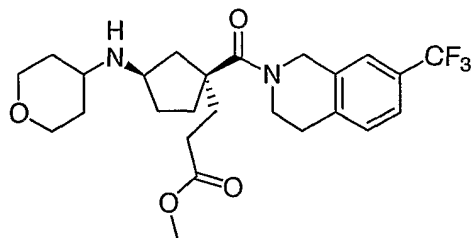
**EXAMPLE V-75**

L-071029



**EXAMPLE V-76**

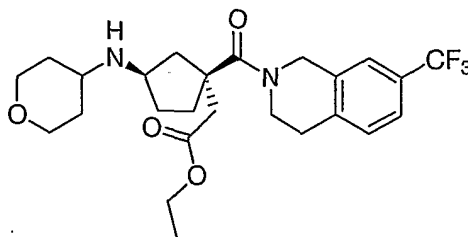
L-071028



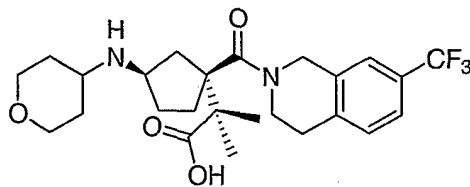
5

**EXAMPLE V-77**

L-070967

**EXAMPLE V-78**

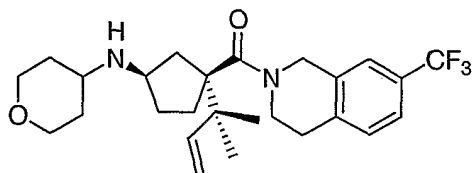
L-070887



10

**EXAMPLE V-79**

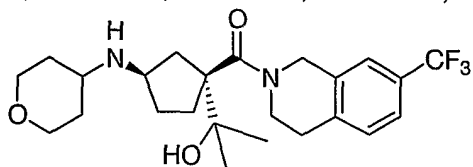
L-070838



15

**EXAMPLE V-80**

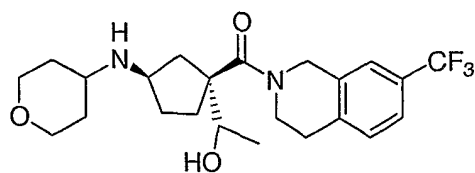
L-071054, L-071055, L-071056, L-071059, L-071061



20

**EXAMPLE V-80**

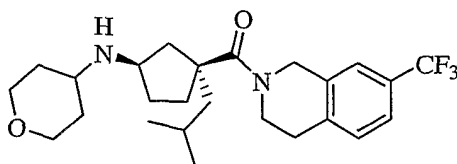
L-071075, L-071074



**EXAMPLE V-81**

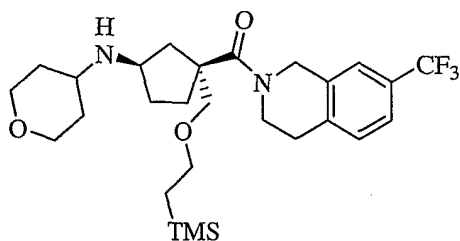
L-075638

5



**EXAMPLE V-82**

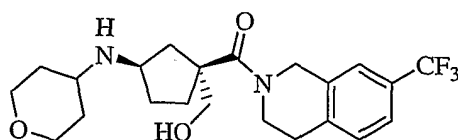
L-071148



10

**EXAMPLE V-83**

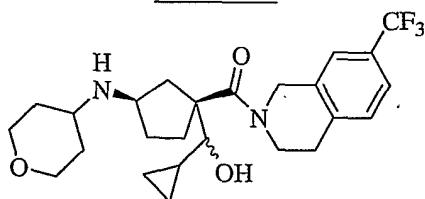
L-075404



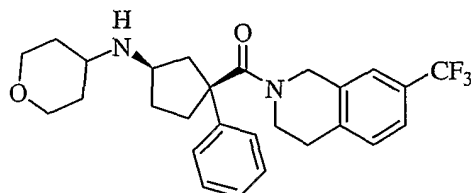
15

**EXAMPLE V-84**

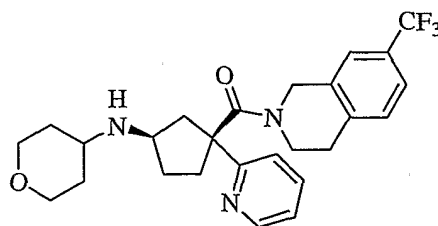
L-120222



**EXAMPLE V-85**

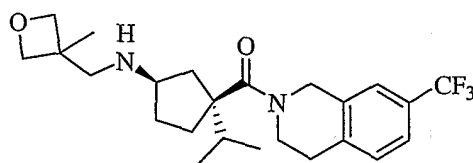


**EXAMPLE V-86**



5

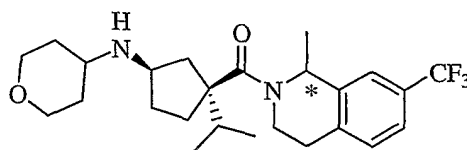
**EXAMPLE V-87**



10

**EXAMPLE V-88**

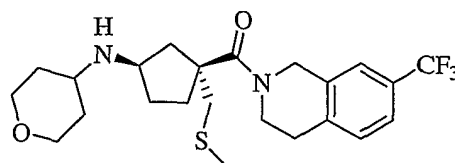
L-311887



15

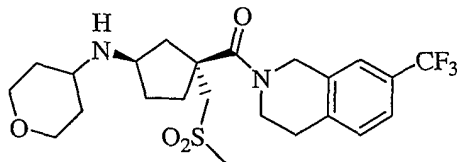
**EXAMPLE V-89**

L-075595



**EXAMPLE V-90**

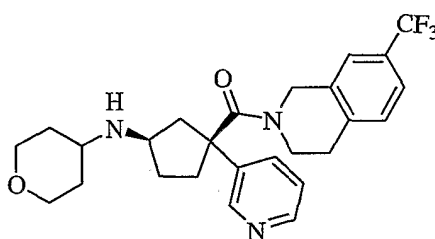
L-120400



5

**EXAMPLE V-91**

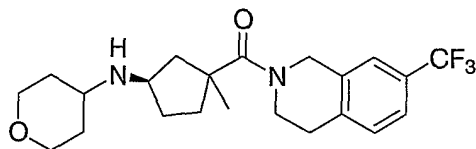
L-124984



10

**EXAMPLE V-92**

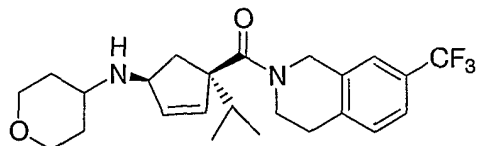
L-070513



15

**EXAMPLE V-93**

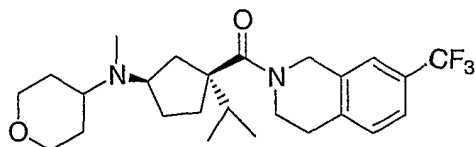
L-070756



20

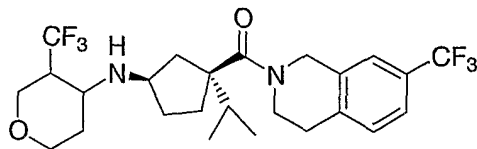
**EXAMPLE V-94**

L-070686



**EXAMPLE V-95**

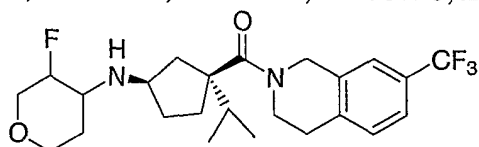
L-070720, L-070721



5

**EXAMPLE V-96**

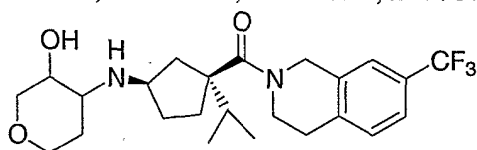
L-070722, L-070788, L-070789, L-070790, L-070791



10

**EXAMPLE V-97**

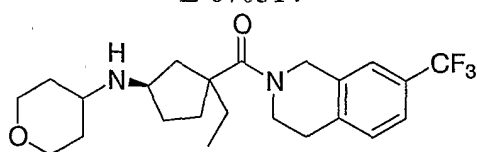
L-070723, L-070792, L-070793, L-070794.



15

**EXAMPLE V-98**

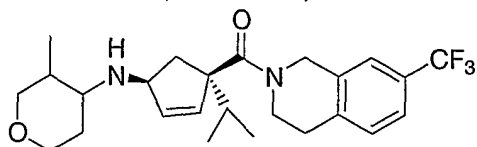
L-070514



20

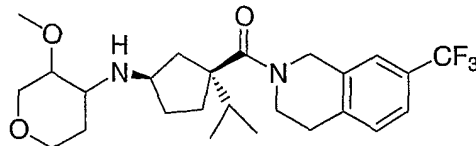
**EXAMPLE V-99**

L-070872, L-070937, L-070938



**EXAMPLE V-100**

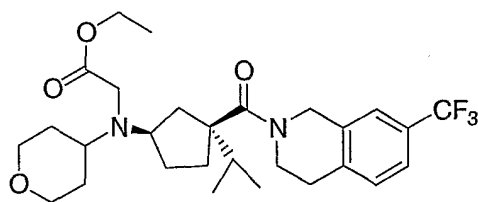
L-070873



5

**EXAMPLE V-101**

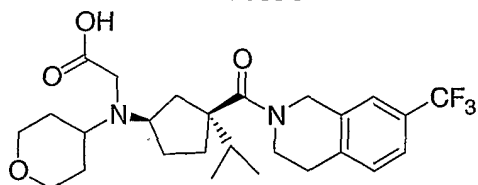
L-070855



10

**EXAMPLE V-102**

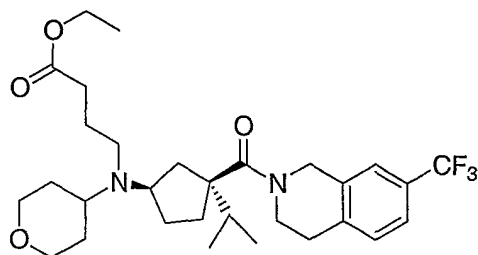
L-070856



15

**EXAMPLE V-103**

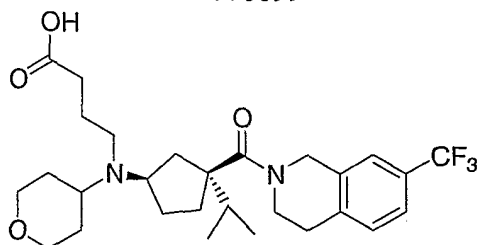
L-070898



20

**EXAMPLE V-104**

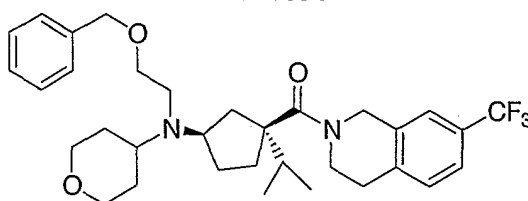
L-070899



5

**EXAMPLE V-105**

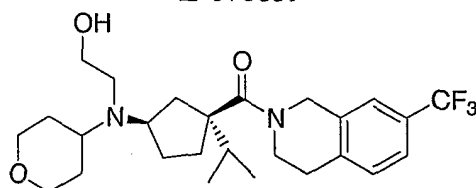
L-070858



10

**EXAMPLE V-106**

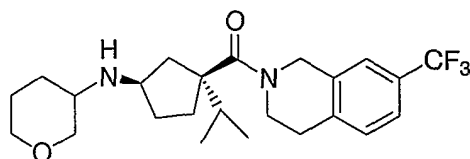
L-070859



15

**EXAMPLE V-107**

L-070857



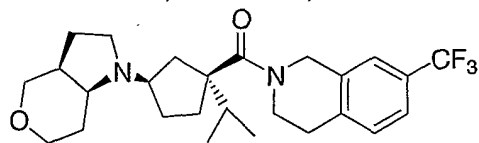
20

**EXAMPLE V-108**

-135-



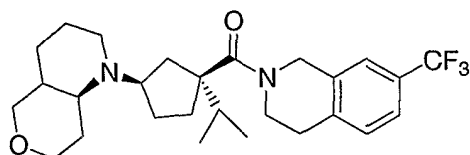
L-070830, L-070860, L-070861



**EXAMPLE V-109**

5

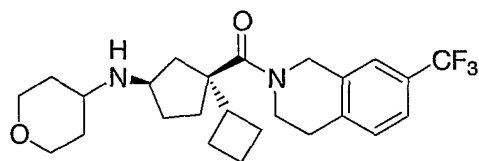
L-070831



10

**EXAMPLE V-110**

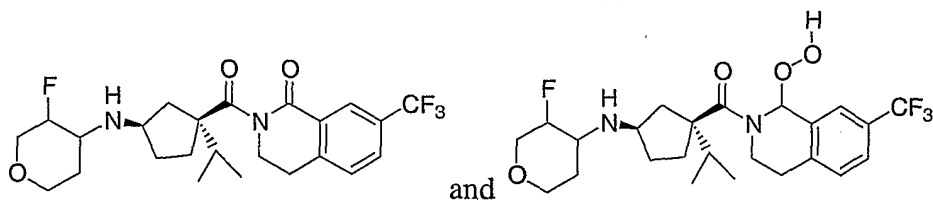
L-121458



15

**EXAMPLE V-111 and V-112**

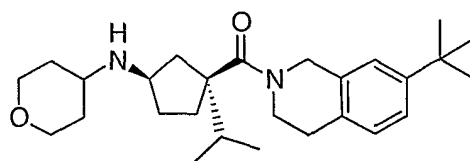
L-071037 and L-071038



**EXAMPLE V-113**

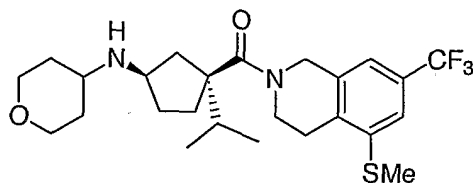
20

L-070843



**EXAMPLE V-114**

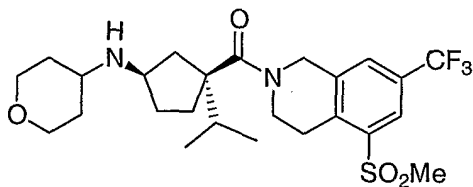
L-071141



5

**EXAMPLE V-115**

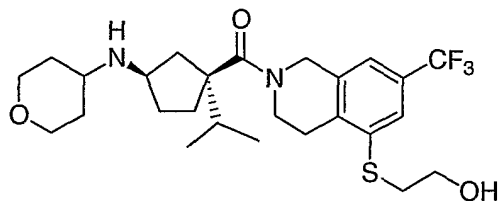
L-071159



10

**EXAMPLE V-116**

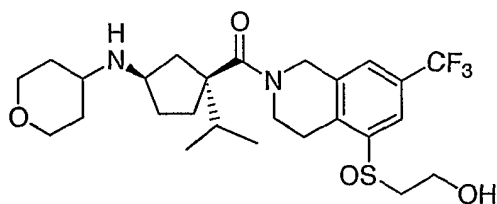
L-071160



15

**EXAMPLE V-117**

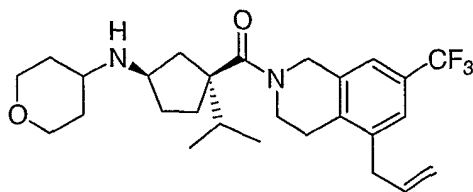
L-071160



20

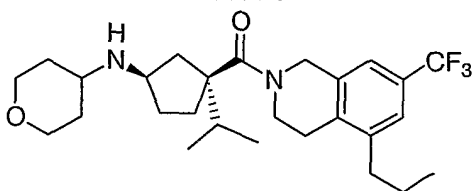
**EXAMPLE V-118**

L-071161



**EXAMPLE V-119**

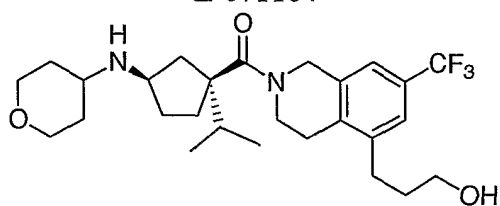
L-071163



5

**EXAMPLE V-120**

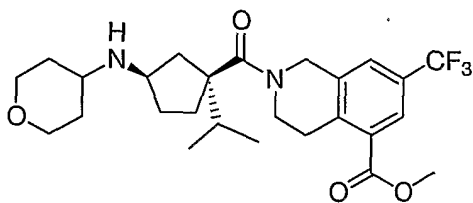
L-071164



10

**EXAMPLE V-121**

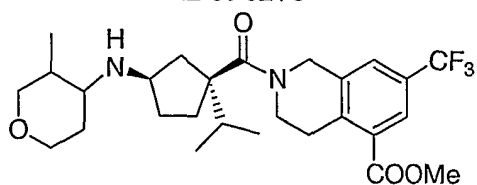
L-390277



15

**EXAMPLE V-122**

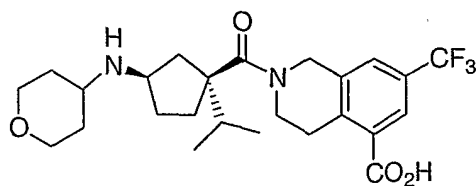
L-390278



20

**EXAMPLE V-123**

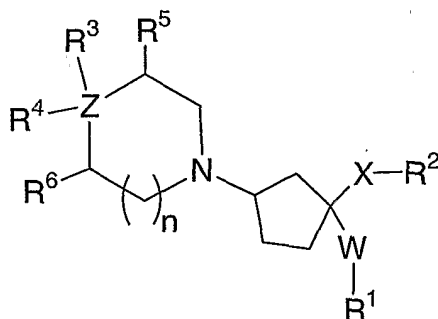
L-390280



Additional CCR-2 antagonists useful in the methods of the invention include those of Formula VI:

5

**Formula VI**



wherein:

X is selected from the group consisting of:

- 10        -NR<sup>10</sup>-, -O-, -CH<sub>2</sub>O-, -CONR<sup>10</sup>-, -NR<sup>10</sup>CO-, -CO<sub>2</sub>-, -OCO-,  
           -CH<sub>2</sub>(NR<sup>10</sup>)CO-, -N(COR<sup>10</sup>)-, -CH<sub>2</sub>N(COR<sup>10</sup>)-, phenyl, and  
           C<sub>3-6</sub> cycloalkyl,

where R<sup>10</sup> is independently selected from: hydrogen, C<sub>1-6</sub> alkyl, benzyl, phenyl, and  
           C<sub>1-6</sub> alkyl-C<sub>3-6</sub> cycloalkyl,

- 15        which is unsubstituted or substituted with 1-3 substituents where the substituents  
           are independently selected from: halo, C<sub>1-3</sub>alkyl,  
           C<sub>1-3</sub>alkoxy and trifluoromethyl;

W is selected from:

- 20        phenyl and heterocycle, which is unsubstituted or substituted with 1-3  
           substituents where the substituents are independently selected from: halo, C<sub>1-3</sub>-  
           alkoxy and trifluoromethyl;

Z is selected from:

C, N, and -O-, wherein when Z is N, then R<sup>4</sup> is absent, and when W is -O-, then both R<sup>3</sup> and R<sup>4</sup> are absent;

n is an integer selected from 0, 1, 2, 3 and 4;

5

R<sup>1</sup> is selected from:

- (a) halo,
- (b) trifluoromethyl,
- (c) trifluoromethoxy,
- 10 (d) hydroxy,
- (e) C<sub>1-6</sub>alkyl,
- (f) C<sub>3-7</sub>cycloalkyl,
- (g) -O-C<sub>1-6</sub>alkyl,
- (h) -O-C<sub>3-7</sub>cycloalkyl,
- 15 (i) -SCF<sub>3</sub>,
- (j) -S-C<sub>1-6</sub>alkyl,
- (k) -SO<sub>2</sub>-C<sub>1-6</sub>alkyl,
- (l) phenyl,
- (m) heterocycle,
- 20 (n) -CO<sub>2</sub>R<sup>9</sup>,
- (o) -CN,
- (p) -NR<sup>9</sup>R<sup>10</sup>,
- (q) -NR<sup>9</sup>-SO<sub>2</sub>-R<sup>10</sup>,
- (r) -SO<sub>2</sub>-NR<sup>9</sup>R<sup>10</sup>, and
- 25 (s) -CONR<sup>9</sup>R<sup>10</sup>
- (t) -NHC(=NH)NH<sub>2</sub>, and
- (u) hydrogen,

R<sup>2</sup> is selected from:

30

(C<sub>0-6</sub>alkyl)-phenyl and (C<sub>0-6</sub>alkyl)-heterocycle,

where the alkyl is unsubstituted or substituted with 1-7 substituents where the substituents are independently selected from:

- (a) halo,
- (b) hydroxy,
- 35 (c) -O-C<sub>1-3</sub>alkyl,

- (d) trifluoromethyl, and
- (e) -C<sub>1-3</sub>alkyl,

and where the phenyl and the heterocycle is unsubstituted or substituted with 1-5 substituents where the substituents are independently selected from:

- 5 (a) halo,
- (b) trifluoromethyl,
- (c) trifluoromethoxy,
- (d) hydroxy,
- (e) C<sub>1-6</sub>alkyl,
- 10 (f) C<sub>3-7</sub>cycloalkyl,
- (g) -O-C<sub>1-6</sub>alkyl,
- (h) -O-C<sub>3-7</sub>cycloalkyl,
- (i) -SCF<sub>3</sub>,
- (j) -S-C<sub>1-6</sub>alkyl,
- 15 (k) -SO<sub>2</sub>-C<sub>1-6</sub>alkyl,
- (l) phenyl,
- (m) heterocycle,
- (n) -CO<sub>2</sub>R<sup>9</sup>,
- (o) -CN,
- 20 (p) -NR<sup>9</sup>R<sup>10</sup>,
- (q) -NR<sup>9</sup>-SO<sub>2</sub>-R<sup>10</sup>,
- (r) -SO<sub>2</sub>-NR<sup>9</sup>R<sup>10</sup>, and
- (s) -CONR<sup>9</sup>R<sup>10</sup>;

25 R<sup>3</sup> is -(C<sub>0-6</sub>alkyl)-phenyl,

where the alkyl is unsubstituted or substituted with 1-5 substituents where the substituents are independently selected from:

- (a) halo,
- (b) hydroxy,
- 30 (c) -O-C<sub>1-3</sub>alkyl, and
- (d) trifluoromethyl,

and where the phenyl is unsubstituted or substituted with 1-5 substituents where the substituents are independently selected from:

- (a) halo,
- 35 (b) trifluoromethyl,

- 5
- (c) hydroxy,
  - (d) C<sub>1-3</sub>alkyl,
  - (e) -O-C<sub>1-3</sub>alkyl,
  - (f) -CO<sub>2</sub>R<sup>9</sup>,
  - (g) -CN,
  - (h) -NR<sup>9</sup>R<sup>10</sup>, and
  - (i) -CONR<sup>9</sup>R<sup>10</sup>;

R<sup>4</sup> is selected from:

- 10
- (a) hydrogen,
  - (b) hydroxy,
  - (c) C<sub>1-6</sub>alkyl,
  - (d) C<sub>1-6</sub>alkyl-hydroxy,
  - (e) -O-C<sub>1-3</sub>alkyl,
  - 15 (f) -CO<sub>2</sub>R<sup>9</sup>,
  - (g) -CONR<sup>9</sup>R<sup>10</sup>, and
  - (h) -CN;

or where R<sup>3</sup> and R<sup>4</sup> may be joined together to form a ring which is selected from:

- 20
- (a) 1H-indene,
  - (b) 2,3-dihydro-1H-indene,
  - (c) 2,3-dihydro-benzofuran,
  - (d) 1,3-dihydro-isobenzofuran,
  - (e) 2,3-dihydro-benzothiofuran, and
  - 25 (f) 1,3-dihydro-isobenzothiofuran,

or where R<sup>3</sup> and R<sup>5</sup> or R<sup>4</sup> and R<sup>6</sup> may be joined together to form a ring which is phenyl,  
 wherein the ring is unsubstituted or substituted with 1-7 substituents where the  
 substituents are independently selected from:

- 30
- (a) halo,
  - (b) trifluoromethyl,
  - (c) hydroxy,
  - (d) C<sub>1-3</sub>alkyl,
  - (e) -O-C<sub>1-3</sub>alkyl,
  - 35 (f) -CO<sub>2</sub>R<sup>9</sup>,

- (g) -CN,
- (h) -NR<sup>9</sup>R<sup>10</sup>, and
- (i) -CONR<sup>9</sup>R<sup>10</sup>;

5 R<sup>5</sup> and R<sup>6</sup> are independently selected from:

- (a) hydrogen,
- (b) hydroxy,
- (c) C<sub>1-6</sub>alkyl,
- (d) C<sub>1-6</sub>alkyl-hydroxy,
- 10 (e) -O-C<sub>1-3</sub>alkyl,
- (f) oxo, and
- (g) halo;

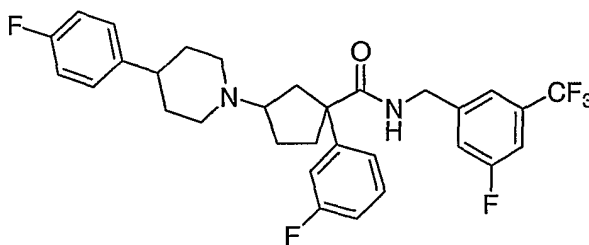
and pharmaceutically acceptable salts thereof and individual diastereomers thereof.

### 15 **Formula VI Compounds – Examples**

Examples of the compounds of Formula VI include the following:

20

#### 25 **EXAMPLE VI-1**

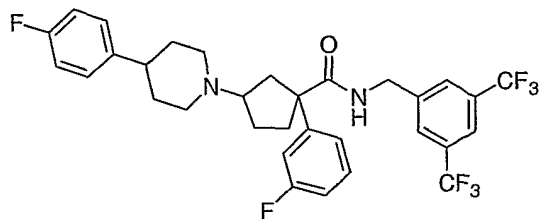


25

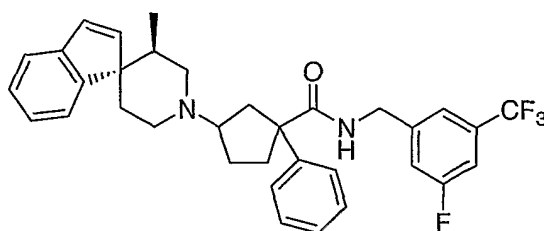
#### 30 **EXAMPLE VI-2**

30



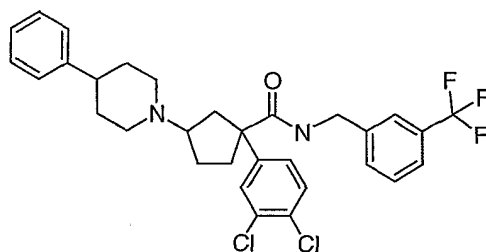


**EXAMPLE VI-11**



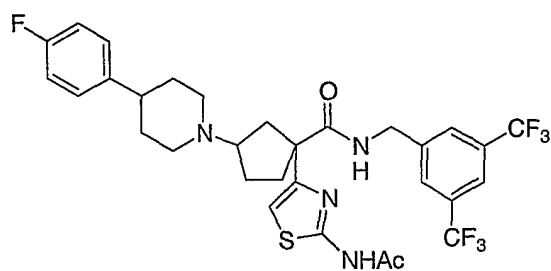
5

**EXAMPLE VI-24**

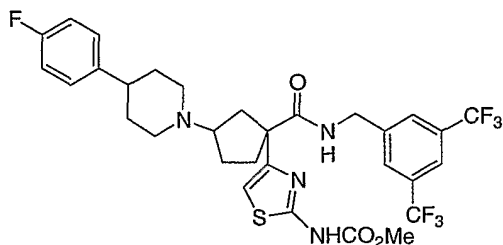


10

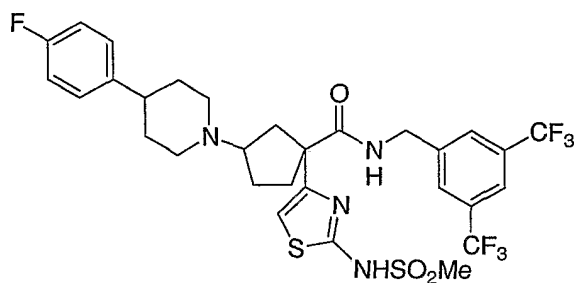
**EXAMPLE VI-45**



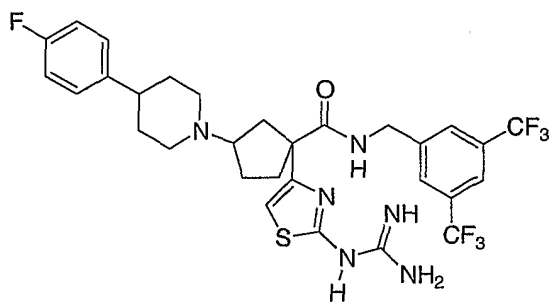
15

**EXAMPLE VI-46**

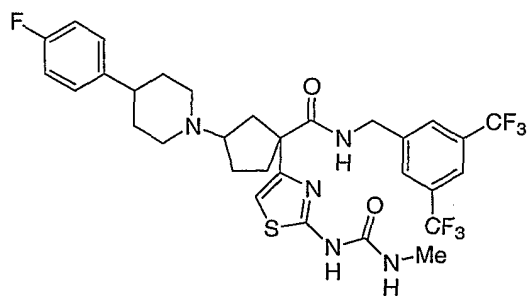
5

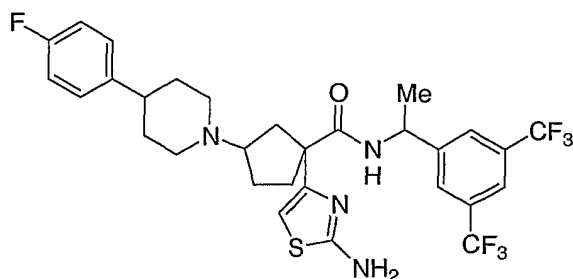
**EXAMPLE VI-47**

10

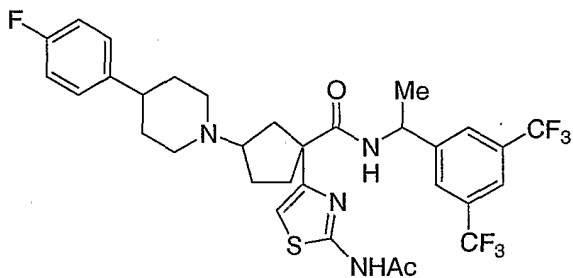
**EXAMPLE VI-48**

15

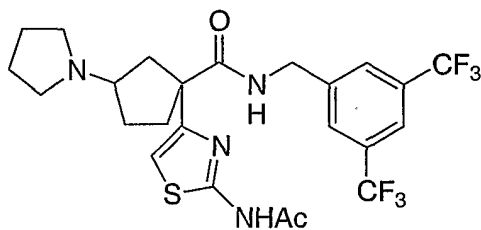
**EXAMPLE VI-49**

**EXAMPLE VI-50**

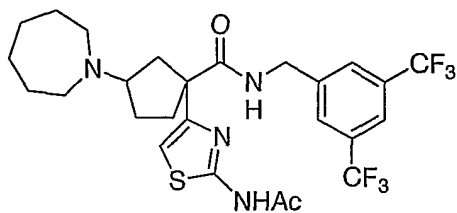
5

**EXAMPLE VI-51**

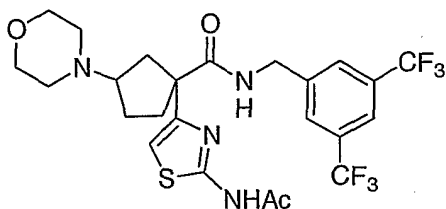
10

**EXAMPLE VI-80**

15

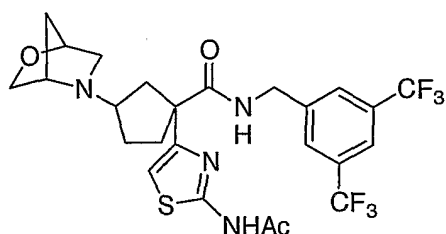
**EXAMPLE VI-81**

**EXAMPLE VI-82**



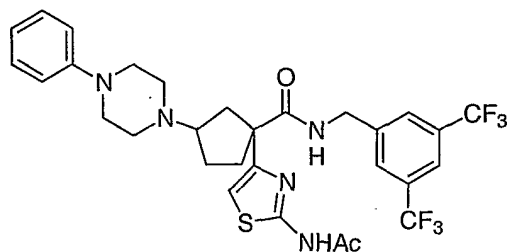
5

**EXAMPLE VI-83**



10

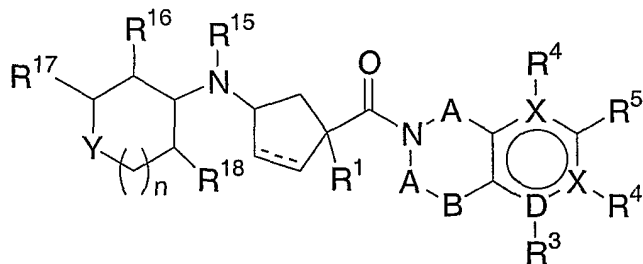
**EXAMPLE VI-84**



15

Additional CCR-2 antagonists useful in the methods of the invention include those of Formula VII.

**Formula VIII**



wherein:

A, B, X, and D are defined as follows with the exceptions that A, B, X, and D cannot be simultaneously  $CR^8R^8$ ,  $CR^2R^2$ ,  $CR^4$ , and  $CR^3$ , respectively, and that D can only be N when at least one of A, B, or X is not  $CR^8R^8$ ,  $CR^2R^2$ , or  $CR^4$ , respectively (where  $R^8$ ,  $R^2$ ,  $R^4$ , and  $R^3$  are defined below;

A is independently selected from the group consisting of  $-CR^8R^8-$ ,  $-CO-$ ,  $-NR^8-$ , and  $-O-$ , where  $R^8$  is independently selected from hydrogen,  $C_{1-6}$ alkyl,  $C_{0-4}$ alkylCOR<sup>11</sup>, and

where  $R^{11}$  is selected from: hydroxy, hydrogen,  $C_{1-6}$  alkyl,  $-O-C_{1-6}$ alkyl, benzyl, phenyl,  $C_{3-6}$  cycloalkyl where the alkyl, phenyl, benzyl, and cycloalkyl groups can be unsubstituted or substituted with 1-3 substituents where the substituents are independently selected from: halo, hydroxy,  $C_{1-3}$ alkyl,  $C_{1-3}$ alkoxy,  $-CO_2H$ ,  $-CO_2-C_{1-6}$  alkyl, and trifluoromethyl;

B is selected from the group consisting of  $-CR^2R^2-$ ,  $-O-$ ,  $-SO-$ ,  $-SO_2-$ ,  $-NSO_2R^{14}-$ ,  $-NCOR^{13}-$ ,  $-NCONR^{12}R^{12}-$  and  $-CO-$ , where  $R^2$  is independently selected from hydrogen,  $C_{1-6}$ alkyl, fluoro, hydroxy, heterocycle,  $-NHCOR^{13}$ ,  $-NHCO_2R^{14}$ , and  $-O-C_{1-6}$ alkyl, and

where  $R^{12}$  is selected from: hydrogen,  $C_{1-6}$  alkyl, benzyl, phenyl,  $C_{3-6}$  cycloalkyl where the alkyl, phenyl, benzyl, and cycloalkyl groups can be unsubstituted or substituted with 1-3 substituents where the substituents are independently selected from: halo, hydroxy,  $C_{1-3}$ alkyl,  $C_{1-3}$ alkoxy,  $-CO_2H$ ,  $-CO_2-C_{1-6}$  alkyl, and trifluoromethyl, and

where  $R^{13}$  is selected from: hydrogen,  $C_{1-6}$  alkyl,  $-O-C_{1-6}$ alkyl, benzyl, phenyl,  $C_{3-6}$  cycloalkyl where the alkyl, phenyl, benzyl, and cycloalkyl groups can be unsubstituted or substituted with 1-3 substituents where the substituents are independently selected from: halo, hydroxy,  $C_{1-3}$ alkyl,  $C_{1-3}$ alkoxy,  $-CO_2H$ ,  $-CO_2-C_{1-6}$  alkyl, and trifluoromethyl, and

where R<sup>14</sup> is selected from: hydroxy, C<sub>1-6</sub> alkyl, -O-C<sub>1-6</sub>alkyl, benzyl, phenyl, C<sub>3-6</sub> cycloalkyl where the alkyl, phenyl, benzyl, and cycloalkyl groups can be unsubstituted or substituted with 1-3 substituents where the substituents are independently selected from: halo, hydroxy, C<sub>1-3</sub>alkyl, C<sub>1-3</sub>alkoxy, -CO<sub>2</sub>H, -

5

CO<sub>2</sub>-C<sub>1-6</sub> alkyl, and trifluoromethyl, and

where the heterocycle is unsubstituted or substituted with 1-3 substituents where the substituents are independently selected from: halo, hydroxy, -COR<sup>11</sup>, C<sub>1-3</sub>alkyl, C<sub>1-3</sub>alkoxy and trifluoromethyl;

10 X is independently selected from a carbon atom, or a nitrogen atom;

D can be a carbon atom, and when one of B, X, or D is not CR<sup>2</sup>R<sup>2</sup>, a carbon atom, and a carbon atom, respectively, then D can also be a nitrogen atom;

15 Y is selected from the group consisting of:

-O-, -NR<sup>12</sup>-, -S-, -SO-, -SO<sub>2</sub>-, and -CR<sup>11</sup>R<sup>11</sup>-, -NSO<sub>2</sub>R<sup>14</sup>-,  
-NCOR<sup>13</sup>-, -NCONR<sup>12</sup>R<sup>12</sup>-, -CR<sup>11</sup>COR<sup>11</sup>-, -CR<sup>11</sup>OCOR<sup>13</sup>- and -CO-;

R<sup>1</sup> is selected from:

20

hydrogen, -C<sub>1-6</sub>alkyl, -C<sub>0-6</sub>alkyl-O-C<sub>1-6</sub>alkyl, -C<sub>0-6</sub>alkyl-S-C<sub>1-6</sub>alkyl,  
-(C<sub>0-6</sub>alkyl)-(C<sub>3-7</sub>cycloalkyl)-(C<sub>0-6</sub>alkyl), hydroxy, heterocycle,  
-CN, -NR<sup>12</sup>R<sup>12</sup>, -NR<sup>12</sup>COR<sup>13</sup>, -NR<sup>12</sup>SO<sub>2</sub>R<sup>14</sup>, -COR<sup>11</sup>, -CONR<sup>12</sup>R<sup>12</sup>, and phenyl,  
where the alkyl and the cycloalkyl are unsubstituted or substituted with 1-7 substituents

where the substituents are independently selected from:

25

- (a) halo,
- (b) hydroxy,
- (c) -O-C<sub>1-3</sub>alkyl,
- (d) trifluoromethyl,
- (f) C<sub>1-3</sub>alkyl,

30

- (g) -O-C<sub>1-3</sub>alkyl,
- (h) -COR<sup>11</sup>,
- (i) -SO<sub>2</sub>R<sup>14</sup>,

- (j) -NHCOCH<sub>3</sub>,
- (k) -NHSO<sub>2</sub>CH<sub>3</sub>,
- (l) -heterocycle,
- (m) =O,
- (n) -CN,

5

and where the phenyl and heterocycle are unsubstituted or substituted with 1-3 substituents where the substituents are independently selected from: halo, hydroxy, -COR<sup>11</sup>, C<sub>1-3</sub>alkyl, C<sub>1-3</sub>alkoxy and trifluoromethyl;

10 R<sup>3</sup> is selected from:

- (a) hydrogen,
- (b) C<sub>1-3</sub>alkyl, optionally substituted with 1-3 fluoro,
- (c) -O-C<sub>1-3</sub>alkyl, optionally substituted with 1-3 fluoro,
- (d) hydroxy,
- (e) chloro,
- (f) fluoro,
- (g) bromo,
- (h) phenyl,
- (g) heterocycle, and
- (h) nothing, O, or hydrogen (when the Z bonded to R<sup>3</sup> is N);

15

20

R<sup>4</sup> is selected from:

- (a) hydrogen,
- (b) C<sub>1-3</sub>alkyl, optionally substituted with 1-3 fluoro,
- (c) -O-C<sub>1-3</sub>alkyl, optionally substituted with 1-3 fluoro,
- (d) hydroxy,
- (e) chloro,
- (f) fluoro,
- (g) bromo,
- (h) phenyl,
- (g) heterocycle, and
- (h) nothing, O, or hydrogen (when the Z bonded to R<sup>4</sup> is N);

25

30

R<sup>5</sup> is selected from:

- (a) C<sub>1-6</sub>alkyl, where alkyl is unsubstituted or substituted with 1-6 fluoro and optionally substituted with hydroxyl,
- (b) -O-C<sub>1-6</sub>alkyl, where alkyl is unsubstituted or substituted with 1-6 fluoro,
- (c) -CO-C<sub>1-6</sub>alkyl, where alkyl is unsubstituted or substituted with 1-6 fluoro,
- (d) -S-C<sub>1-6</sub>alkyl, where alkyl is unsubstituted or substituted with 1-6 fluoro,

35

40

- (e) -pyridyl, which is unsubstituted or substituted with one or more substituents selected from the group consisting of: halo, trifluoromethyl, C<sub>1-4</sub>alkyl, and COR<sup>11</sup>,
- (f) fluoro,
- 5 (g) chloro,
- (h) bromo,
- (i) -C<sub>4-6</sub>cycloalkyl,
- (j) -O-C<sub>4-6</sub>cycloalkyl,
- 10 (k) phenyl, which is unsubstituted or substituted with one or more substituents selected from the group consisting of : halo, trifluoromethyl, C<sub>1-4</sub>alkyl, and COR<sup>11</sup>,
- (l) -O-phenyl, which is unsubstituted or substituted with one or more substituents selected from the group consisting of : halo, trifluoromethyl, C<sub>1-4</sub>alkyl, and COR<sup>11</sup>,
- 15 (m) -C<sub>3-6</sub>cycloalkyl, where alkyl is unsubstituted or substituted with 1-6 fluoro,
- (n) -O-C<sub>3-6</sub>cycloalkyl, where alkyl is unsubstituted or substituted with 1-6 fluoro,
- (o) -heterocycle,
- 20 (p) -CN, and
- (q) -COR<sup>11</sup>;

R<sup>15</sup> is selected from:

- (a) hydrogen, and
- 25 (b) C<sub>1-6</sub>alkyl, which is unsubstituted or substituted with 1-3 substituents where the substituents are independently selected from: halo, hydroxy, -CO<sub>2</sub>H, -CO<sub>2</sub>C<sub>1-6</sub>alkyl, and -O-C<sub>1-3</sub>alkyl;

R<sup>16</sup> is selected from:

- 30 (a) hydrogen,
- (b) C<sub>1-6</sub>alkyl, where alkyl is unsubstituted or substituted with 1-6 substituents where the substituents are chosen from the group: fluoro, C<sub>1-3</sub>alkoxy, hydroxy, -COR<sup>11</sup>,
- (c) fluoro,
- 35 (d) -O-C<sub>1-3</sub>alkyl, where alkyl is unsubstituted or substituted with 1-3 fluoro, and
- (e) C<sub>3-6</sub> cycloalkyl,
- (f) -O-C<sub>3-6</sub>cycloalkyl,
- (g) hydroxy,
- 40 (h) -COR<sup>11</sup>,



(i) -OCOR<sup>13</sup>,  
 or R<sup>15</sup> and R<sup>16</sup> are joined together via a C<sub>2-4</sub>alkyl or a  
 C<sub>0-2</sub>alkyl-O-C<sub>1-3</sub>alkyl chain to form a 5-7 membered ring;

5 R<sup>17</sup> is selected from:

- (a) hydrogen,
- (b) C<sub>1-6</sub>alkyl, where alkyl is unsubstituted or substituted with 1-6 substituents  
 where the substituents are chosen from the group: fluoro, C<sub>1-3</sub>alkoxy,  
 hydroxy, -COR<sup>11</sup>,
- 10 (c) COR<sup>11</sup>,
- (d) hydroxy, and
- (e) -O-C<sub>1-6</sub>alkyl, where alkyl is unsubstituted or substituted with 1-6  
 substituents where the substituents are chosen from the group: fluoro, C<sub>1-3</sub>  
 alkoxy, hydroxy, -COR<sup>11</sup>,

15 or R<sup>16</sup> and R<sup>17</sup> are joined together by a C<sub>1-4</sub>alkyl chain or a  
 C<sub>0-3</sub>alkyl-O-C<sub>0-3</sub>alkyl chain to form a 3-6 membered ring;

R<sup>18</sup> is selected from:

- (a) hydrogen, and
- 20 (b) C<sub>1-6</sub>alkyl, where alkyl is unsubstituted or substituted with 1-6 fluoro,
- (c) fluoro,
- (d) -O-C<sub>3-6</sub>cycloalkyl, and
- (e) -O-C<sub>1-3</sub>alkyl, where alkyl is unsubstituted or substituted with 1-6 fluoro,

25 or R<sup>16</sup> and R<sup>18</sup> are joined together by a C<sub>2-3</sub>alkyl chain to form a 5-6 membered  
 ring, where the alkyl are unsubstituted or substituted with 1-3 substituents where  
 the substituents are independently selected from: halo, hydroxy, -COR<sup>11</sup>, C<sub>1-3</sub>  
 alkyl, and C<sub>1-3</sub>alkoxy,

30 or R<sup>16</sup> and R<sup>18</sup> are joined together by a C<sub>1-2</sub>alkyl-O-C<sub>1-2</sub>alkyl chain to form a  
 6-8 membered ring, where the alkyl are unsubstituted or substituted with 1-3  
 substituents where the substituents are independently selected from: halo,

hydroxy, -COR<sup>11</sup>, C<sub>1-3</sub>alkyl, and  
 C<sub>1-3</sub>alkoxy,

or R<sup>16</sup> and R<sup>18</sup> are joined together by a -O-C<sub>1-2</sub>alkyl-O-chain to form a 6-7  
 membered ring, where the alkyl are unsubstituted or substituted with 1-3

substituents where the substituents are independently selected from: halo, hydroxy,  $-\text{COR}^{11}$ ,  $\text{C}_{1-3}$ alkyl, and  $\text{C}_{1-3}$ alkoxy;

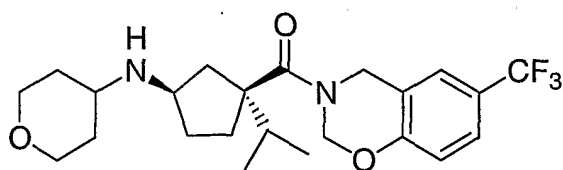
- 5 n is selected from 0, 1 and 2;  
the dashed line represents a single or a double bond;  
and pharmaceutically acceptable salts thereof and individual diastereomers thereof.

### Formula VII Compounds – Examples

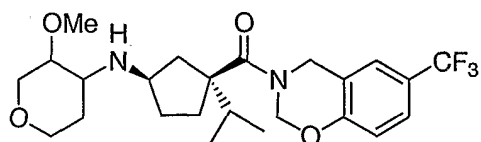
10

Example of the compounds of Formula VII include the following:

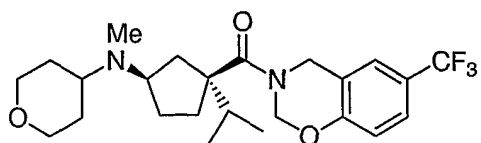
#### EXAMPLE VII-1

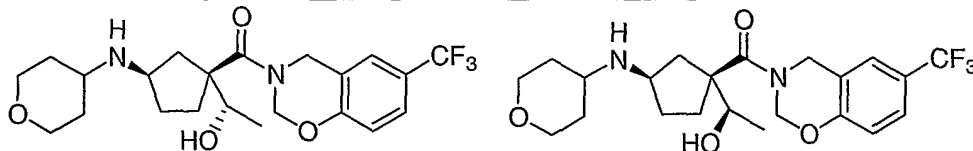


#### EXAMPLES VII-2

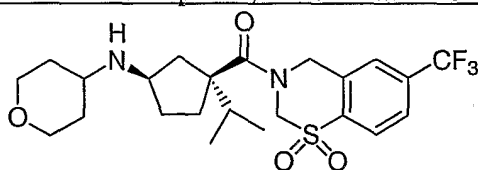
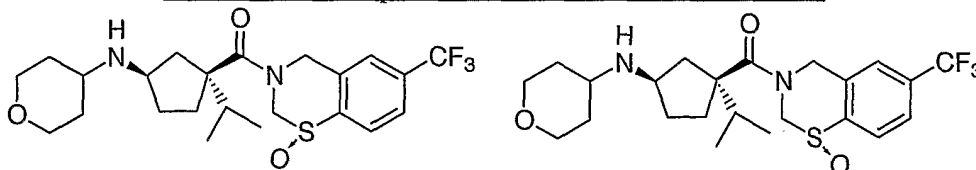


#### EXAMPLE VII-3

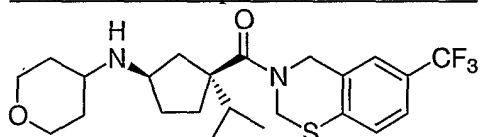


**EXAMPLES VII-4**L-222681 and L-222682 Alex NB 30767-105

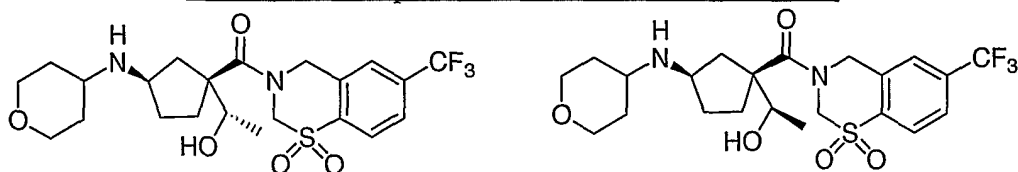
5

**EXAMPLE VII-5**Alex NB 30766 p 141, L-000071104-001R**EXAMPLE VII-6**Alex NB 30766 p 142, L-000071105, L-000071106

10

**EXAMPLE VII-7**Alex NB 30766 p 140, L-000071107

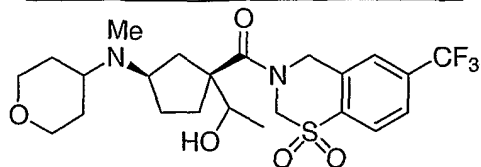
15

**EXAMPLE VII-8**Alex NB 30767 p 102, L-000222364, L-000222365

20

**EXAMPLE VII-9**

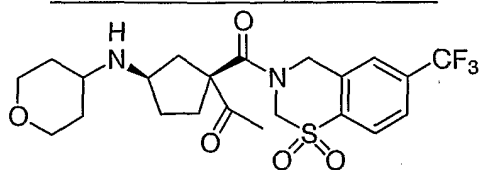
Belinda NB 44364-, L-000234920



5

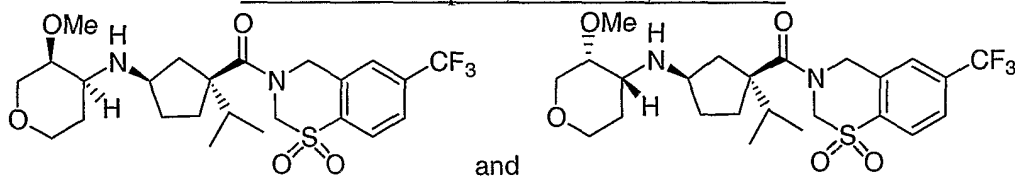
**EXAMPLE VII-10**

Belinda L-234921, NB 44364-



**EXAMPLE VII-11**

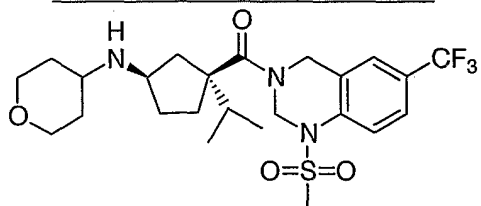
Alex NB 44362 p 21, L-238754, L-238753



10

**EXAMPLE VII-12**

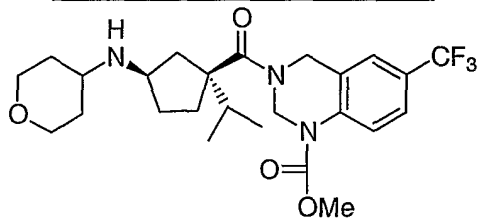
Alex NB 30767-13, L-071127



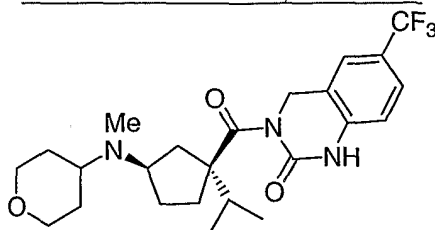
15

**EXAMPLE VII-13**

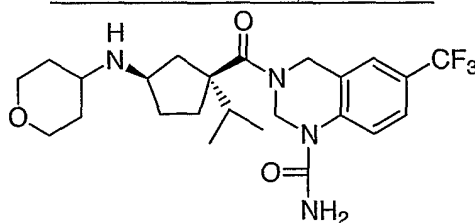
Alex NB 30767-18, L-071140



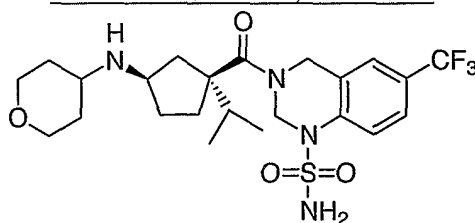
20

**EXAMPLE VII-14**Alex NB 30767-141, L-235510

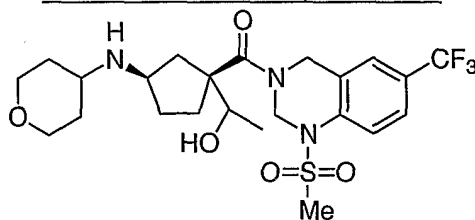
5

**EXAMPLE VII-15**Alex NB 30767-37, L-071154

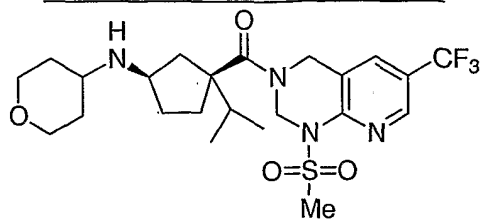
10

**EXAMPLE VII-16**Alex NB 30767-34, L-071155

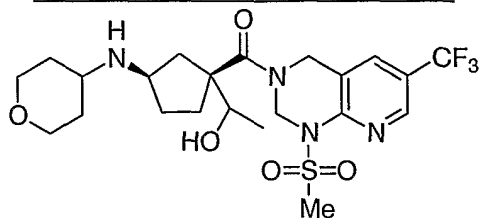
15

**EXAMPLE VII-17**Alex NB 30767-111, L-224750

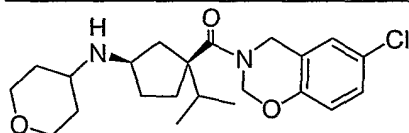
20

**EXAMPLE VII-18**Alex NB 30767-133, L-234924

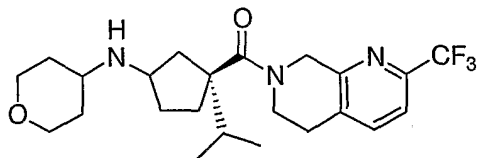
5

**EXAMPLE VII-19**Belinda NB 33364-39, L-250439

10

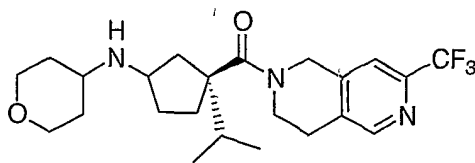
**EXAMPLE VII-20**(344432; S. Goble; 44292-115)

15

**EXAMPLE VII-21**L-070946

20

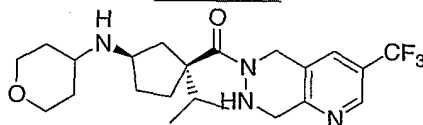
**EXAMPLE VII-22**L-071027



**EXAMPLE VII-23**

5

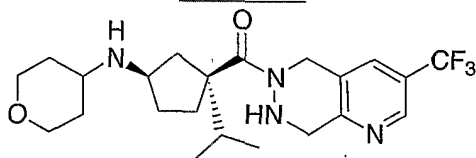
L-071108



**EXAMPLE VII-24**

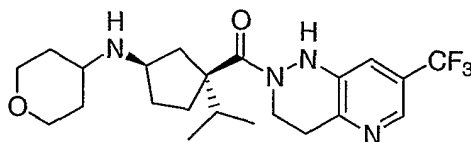
L-121572

10

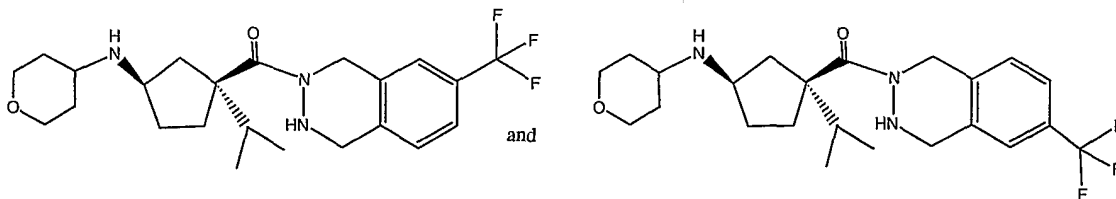


**EXAMPLE VII-25**

15



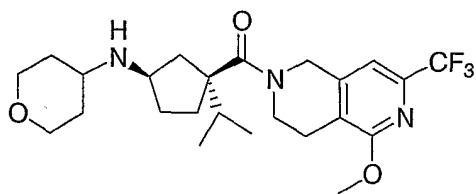
**EXAMPLE VII-26**



**EXAMPLE VII-27**

20

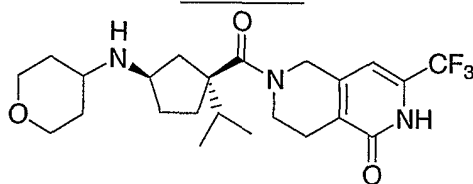
L-224792



5

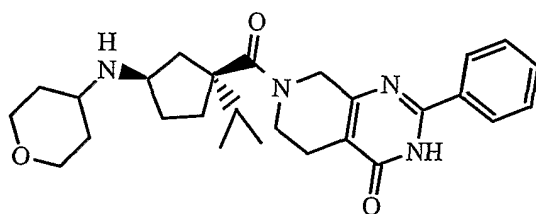
**EXAMPLE VII-28**

*L-224967*



10

**EXAMPLE VII-29**

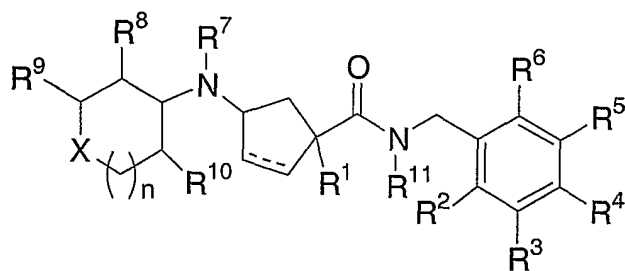


15

Additional CCR-2 antagonists useful in the methods of the invention include those of Formula VIII:

**Formula VIII**

20





X is selected from the group consisting of:

-O-, -NR<sup>20</sup>-, -S-, -SO-, -SO<sub>2</sub>-, and -CR<sup>21</sup>R<sup>22</sup>-, -NSO<sub>2</sub>R<sup>20</sup>-,

-NCOR<sup>20</sup>-, -NCO<sub>2</sub>R<sup>20</sup>-, -CR<sup>21</sup>CO<sub>2</sub>R<sup>20</sup>-, -CR<sup>21</sup>OCOR<sup>20</sup>-, -CO-,

5 where R<sup>20</sup> is selected from: hydrogen, C<sub>1-6</sub> alkyl, benzyl, phenyl,

C<sub>3-6</sub> cycloalkyl where the alkyl, phenyl, benzyl, and cycloalkyl groups can be unsubstituted or substituted with 1-3 substituents where the substituents are independently selected from: halo, hydroxy, C<sub>1-3</sub>alkyl, C<sub>1-3</sub>alkoxy, -CO<sub>2</sub>H, -CO<sub>2</sub>-C<sub>1-6</sub> alkyl, and trifluoromethyl,

10 where R<sup>21</sup> and R<sup>22</sup> are independently selected from: hydrogen, hydroxy,

C<sub>1-6</sub> alkyl, -O-C<sub>1-6</sub>alkyl, benzyl, phenyl, C<sub>3-6</sub> cycloalkyl where the alkyl, phenyl, benzyl, and cycloalkyl groups can be unsubstituted or substituted with 1-3 substituents where the substituents are independently selected from: halo, hydroxy, C<sub>1-3</sub>alkyl, C<sub>1-3</sub>alkoxy, -CO<sub>2</sub>H, -CO<sub>2</sub>-C<sub>1-6</sub> alkyl, and trifluoromethyl;

15

R<sup>1</sup> is selected from:

-C<sub>1-6</sub>alkyl, -C<sub>0-6</sub>alkyl-O-C<sub>1-6</sub>alkyl-, -C<sub>0-6</sub>alkyl-S-C<sub>1-6</sub>alkyl-,

-(C<sub>0-6</sub>alkyl)-(C<sub>3-7</sub>cycloalkyl)-(C<sub>0-6</sub>alkyl), hydroxy, -CO<sub>2</sub>R<sup>20</sup>, heterocycle,

-CN, -NR<sup>20</sup>R<sup>26</sup>-, -NSO<sub>2</sub>R<sup>20</sup>-, -NCOR<sup>20</sup>-, -NCO<sub>2</sub>R<sup>20</sup>-, -NCOR<sup>20</sup>-,

20 -CR<sup>21</sup>CO<sub>2</sub>R<sup>20</sup>-, -CR<sup>21</sup>OCOR<sup>20</sup>-, phenyl and pyridyl,

where R<sup>26</sup> is selected from: hydrogen, C<sub>1-6</sub> alkyl, benzyl, phenyl, C<sub>3-6</sub> cycloalkyl

where the alkyl, phenyl, benzyl, and cycloalkyl groups can be unsubstituted or substituted with 1-3 substituents where the substituents are independently selected from: halo, hydroxy, C<sub>1-3</sub>alkyl, C<sub>1-3</sub>alkoxy, -CO<sub>2</sub>H, -CO<sub>2</sub>-C<sub>1-6</sub> alkyl, and trifluoromethyl

25

where the alkyl and the cycloalkyl are unsubstituted or substituted with 1-7 substituents where the substituents are independently selected from:

(a) halo,

- 5
- (b) hydroxy,
  - (c) -O-C<sub>1-3</sub>alkyl,
  - (d) trifluoromethyl,
  - (f) C<sub>1-3</sub>alkyl,
  - (g) -O-C<sub>1-3</sub>alkyl,
  - (h) -CO<sub>2</sub>R<sup>20</sup>,
  - (i) -SO<sub>2</sub>R<sup>20</sup>,
  - (j) -NHCOCH<sub>3</sub>,
  - (k) -NHSO<sub>2</sub>CH<sub>3</sub>,
  - 10 (l) -heterocycle,
  - (m) =O,
  - (n) -CN,

and where the phenyl and pyridyl are unsubstituted or substituted with 1-3 substituents where the substituents are independently selected from: halo, hydroxy, C<sub>1-3</sub>alkyl, C<sub>1-3</sub>alkoxy and trifluoromethyl;

15

R<sup>2</sup> is selected from:

- (a) hydrogen,
  - (b) C<sub>1-6</sub>alkyl,
  - 20 (c) trifluoromethyl,
  - (d) trifluoromethoxy,
  - (e) chloro,
  - (f) bromo, and
  - (g) phenyl;
- 25

R<sup>3</sup> is selected from:

- (a) hydrogen,
- (b) hydroxy,
- (c) halo,
- 30 (d) C<sub>1-6</sub>alkyl,
- (e) -O-C<sub>1-6</sub>alkyl,
- (f) -NR<sup>20</sup>R<sup>21</sup>,
- (g) -NR<sup>20</sup>CO<sub>2</sub>R<sup>21</sup>,
- (h) -NR<sup>20</sup>CONR<sup>20</sup>R<sup>21</sup>,

- 5
- (i)  $-\text{NR}^{20}\text{-SO}_2\text{-NR}^{20}\text{R}^{21}$ ,
  - (j)  $-\text{NR}^{20}\text{-SO}_2\text{-R}^{21}$ ,
  - (k) heterocycle,
  - (l)  $-\text{CN}$ ,
  - (m)  $-\text{CONR}^{20}\text{R}^{21}$ ,
  - (n)  $-\text{CO}_2\text{R}^{20}$ ,
  - (o)  $-\text{NO}_2$ ,
  - (p)  $-\text{S-R}^{20}$ ,
  - (q)  $-\text{SO-R}^{20}$ ,
  - 10 (r)  $-\text{SO}_2\text{-R}^{20}$ , and
  - (s)  $-\text{SO}_2\text{-NR}^{20}\text{R}^{21}$ ;

$\text{R}^4$  is selected from:

- 15
- (a) hydrogen,
  - (b)  $\text{C}_{1-6}$ alkyl,
  - (c) trifluoromethyl,
  - (d) trifluoromethoxy,
  - (e) chloro,
  - 20 (f) bromo, and
  - (g) phenyl;

$\text{R}^5$  is selected from:

- 25
- (a)  $\text{C}_{1-6}$ alkyl substituted with 1-6 fluoro and optionally substituted with hydroxyl,
  - (b)  $-\text{O-C}_{1-6}$ alkyl substituted with 1-6 fluoro,
  - (c)  $-\text{CO-C}_{1-6}$ alkyl substituted with 1-6 fluoro,
  - (d)  $-\text{S-C}_{1-6}$ alkyl,
  - (e)  $-\text{pyridyl}$ ,
  - 30 (f) fluoro,
  - (g) chloro,
  - (h) bromo, and
  - (i) phenyl;

35  $\text{R}^6$  is selected from:

- 5
- (a) hydrogen,
  - (b) C<sub>1-6</sub>alkyl,
  - (c) trifluoromethyl,
  - (d) trifluoromethoxy,
  - (e) chloro,
  - (f) bromo, and
  - (g) phenyl;

R<sup>7</sup> is selected from:

- 10
- (a) hydrogen,
  - (b) C<sub>1-6</sub>alkyl, and
  - (c) trifluoromethyl;

15 R<sup>8</sup> is selected from:

- 20
- (a) hydrogen,
  - (b) C<sub>1-6</sub>alkyl, where alkyl may be unsubstituted or substituted with 1-6 substituents where the substituents are chosen from the group: fluoro, C<sub>1-3</sub>alkoxy, hydroxy, -CO<sub>2</sub>R<sup>20</sup>,
  - (c) fluoro,
  - (d) -O-C<sub>1-3</sub>alkyl, where alkyl may be unsubstituted or substituted with 1-3 fluoro, and
  - (e) C<sub>3-6</sub> cycloalkyl,
  - (f) -O-C<sub>3-6</sub>cycloalkyl,
  - (g) hydroxy,
  - (h) -CO<sub>2</sub>R<sup>20</sup>,
  - (i) -OCOR<sup>20</sup>,
- 25

or R<sup>7</sup> and R<sup>8</sup> may be joined together via a C<sub>2-4</sub>alkyl or a C<sub>0-2</sub>alkyl-O-C<sub>1-3</sub>alkyl chain to form a 5-7 membered ring;

30

R<sup>9</sup> is selected from:

- 35
- (a) hydrogen,
  - (b) C<sub>1-6</sub>alkyl, where alkyl may be unsubstituted or substituted with 1-6 substituents where the substituents are chosen from the group: fluoro, C<sub>1-3</sub>alkoxy, hydroxy, -CO<sub>2</sub>R<sup>20</sup>,

- (c)  $\text{CO}_2\text{R}^{20}$ ,  
 (d) hydroxy, and  
 (e)  $-\text{O}-\text{C}_{1-6}\text{alkyl}$ , where alkyl may be unsubstituted or substituted with 1-6 substituents where the substituents are chosen from the group: fluoro,  $\text{C}_{1-3}\text{alkoxy}$ , hydroxy,  $-\text{CO}_2\text{R}^{20}$ ,  
 5 or  $\text{R}^8$  and  $\text{R}^9$  may be joined together by a  $\text{C}_{1-4}\text{alkyl}$  chain or a  $\text{C}_{0-3}\text{alkyl}-\text{O}-\text{C}_{0-3}\text{alkyl}$  chain to form a 3-6 membered ring;

$\text{R}^{10}$  is selected from:

- 10 (a) hydrogen, and  
 (b)  $\text{C}_{1-6}\text{alkyl}$ ,  
 or  $\text{R}^8$  and  $\text{R}^{10}$  may be joined together by a  $\text{C}_{2-3}\text{alkyl}$  chain to form a 5-6 membered ring;
- 15 (a) hydrogen, and  
 (b)  $\text{C}_{1-6}\text{alkyl}$ , where alkyl may be unsubstituted or substituted with 1-6 fluoro,  
 (c) fluoro,  
 (d)  $-\text{O}-\text{C}_{3-6}\text{cycloalkyl}$ , and  
 (e)  $-\text{O}-\text{C}_{1-3}\text{alkyl}$ , where alkyl may be unsubstituted or substituted with 1-6  
 20 fluoro,  
 or  $\text{R}^8$  and  $\text{R}^{10}$  may be joined together by a  $\text{C}_{2-3}\text{alkyl}$  chain to form a 5-6 membered ring, where the alkyl are unsubstituted or substituted with 1-3 substituents where the substituents are independently selected from: halo, hydroxy,  $-\text{CO}_2\text{R}^{20}$ ,  $\text{C}_{1-3}\text{alkyl}$ , and  $\text{C}_{1-3}\text{alkoxy}$ ,
- 25 or  $\text{R}^8$  and  $\text{R}^{10}$  may be joined together by a  $\text{C}_{1-2}\text{alkyl}-\text{O}-\text{C}_{1-2}\text{alkyl}$  chain to form a 6-8 membered ring, where the alkyl are unsubstituted or substituted with 1-3 substituents where the substituents are independently selected from: halo, hydroxy,  $-\text{CO}_2\text{R}^{20}$ ,  $\text{C}_{1-3}\text{alkyl}$ , and  $\text{C}_{1-3}\text{alkoxy}$ ,
- 30 or  $\text{R}^8$  and  $\text{R}^{10}$  may be joined together by a  $-\text{O}-\text{C}_{1-2}\text{alkyl}-\text{O}-$ chain to form a 6-7 membered ring, where the alkyl are unsubstituted or substituted with 1-3

substituents where the substituents are independently selected from: halo, hydroxy,  $-\text{CO}_2\text{R}^{20}$ ,  $\text{C}_{1-3}$ alkyl, and  $\text{C}_{1-3}$ alkoxy;

5  $\text{R}^{11}$  is selected from:

- (a) hydrogen,
- (b)  $\text{C}_{1-6}$ alkyl, and
- (c) trifluoromethyl;

10 n is selected from 0, 1 and 2;

the dashed line represents a single or a double bond;

and pharmaceutically acceptable salts thereof and individual diastereomers thereof.

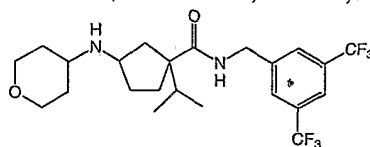
### Formula VIII Compounds – Examples

15

Examples of the compounds of Formula VIII include the following:

#### EXAMPLE VIII-1

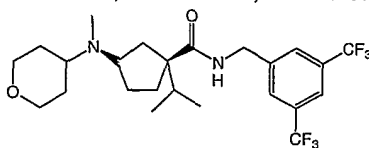
L-059471, L-059730, L-059,731



20

#### EXAMPLE VIII-2

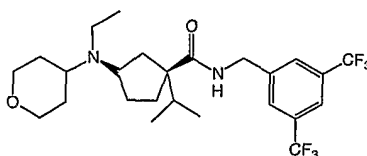
L-059501, L-059695, L-059696



25

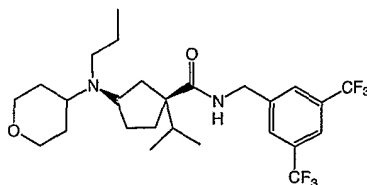
#### EXAMPLE VIII-3

L-059675



**EXAMPLE VIII-4**

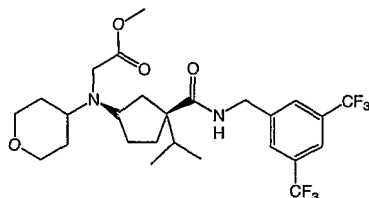
L-059708



5

**EXAMPLE VIII-5**

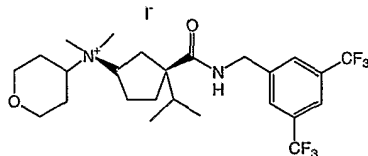
L-059709



10

**EXAMPLE VIII-6**

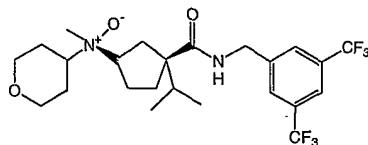
L-059707



15

**EXAMPLE VIII-7**

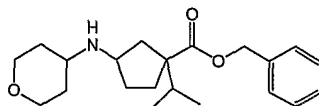
L-059724



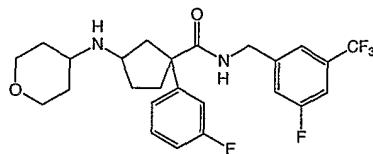
20

**EXAMPLE VIII-8**

L-059676

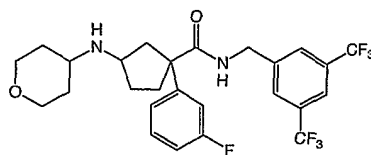
**EXAMPLE VIII-9**

L-059944



**EXAMPLE VIII-10**

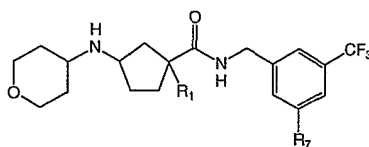
L-059946



5

**EXAMPLES VIII-11 to VIII-18**




Examples VIII-11 through VIII-18, in Table 24, below, are based on the Formula:



10

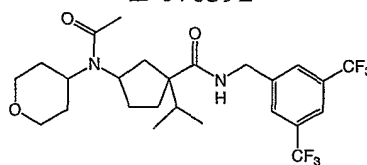
Example	R <sub>1</sub>	R <sub>7</sub>	Molecular Formula	Calculated [M+H <sup>+</sup> ]	Found [M+H <sup>+</sup> ]
VIII-11 L-059948		F	C <sub>26</sub> H <sub>31</sub> F <sub>4</sub> N <sub>2</sub> O <sub>3</sub>	495.22	495.22
VIII-12 L-059950		CF <sub>3</sub>	C <sub>27</sub> H <sub>31</sub> F <sub>6</sub> N <sub>2</sub> O <sub>3</sub>	545.22	545.20
VIII-13 L-070139		F	C <sub>23</sub> H <sub>27</sub> F <sub>4</sub> N <sub>2</sub> O <sub>2</sub> S	471.17	471.25
VIII-14 L-070141		CF <sub>3</sub>	C <sub>27</sub> H <sub>31</sub> F <sub>6</sub> N <sub>2</sub> O <sub>2</sub> S	521.16	521.15
VIII-15		F	C <sub>23</sub> H <sub>27</sub> F <sub>4</sub> N <sub>2</sub> O <sub>2</sub> S	471.17	



L-070143					
VIII-16 L-070145		CF <sub>3</sub>	C <sub>24</sub> H <sub>27</sub> F <sub>6</sub> N <sub>2</sub> O <sub>2</sub> S	521.16	521.20
VIII-17 L-059952		F	C <sub>25</sub> H <sub>29</sub> F <sub>6</sub> N <sub>2</sub> O <sub>2</sub>	465.21	465.25
VIII-18 L-059954		CF <sub>3</sub>	C <sub>26</sub> H <sub>29</sub> F <sub>6</sub> N <sub>2</sub> O <sub>2</sub>	515.21	515.20

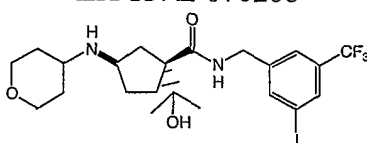
**EXAMPLE VIII-19**

L-070392



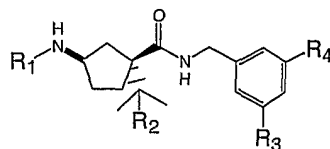
**EXAMPLE VIII-20**

EX 13: L-070208








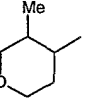
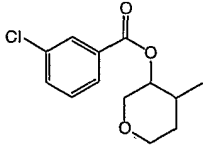
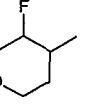
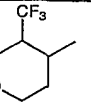



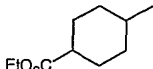
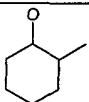
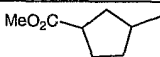
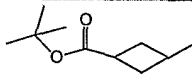
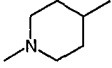
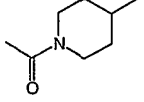
**EXAMPLES VIII-21 to VIII-37**

Examples VIII-21 through VIII-37, in Table 25, below, are based on the Formula:



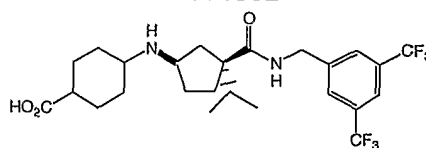
Ex.	R1	R2	R3	R4	Molecular	Calc'd	Found
-----	----	----	----	----	-----------	--------	-------

					Formula	[M <sup>+</sup> H <sup>+</sup> ]	[M <sup>+</sup> H <sup>+</sup> ]
VIII-21 L- 070209		OH	Cl	CF <sub>3</sub>	C <sub>22</sub> H <sub>31</sub> ClF <sub>3</sub> N <sub>2</sub> O <sub>3</sub>	463.19	463.15
VIII-22 L- 070328		OH	H	Ph	C <sub>27</sub> H <sub>37</sub> N <sub>2</sub> O <sub>3</sub>	437.27	437.35
VIII-23 L- 070329		OH	H	OCF <sub>3</sub>	C <sub>22</sub> H <sub>32</sub> F <sub>2</sub> N <sub>2</sub> O <sub>4</sub>	445.22	445.3
VIII-24 L- 070330		OH	H		C <sub>22</sub> H <sub>32</sub> F <sub>3</sub> N <sub>6</sub> O <sub>3</sub>	497.24	497.2
VIII-25 L- 070331		OH	F	CF <sub>3</sub>	C <sub>22</sub> H <sub>31</sub> F <sub>4</sub> N <sub>2</sub> O <sub>3</sub>	447.22	445.25
VIII-26 L- 070332		OH	Cl	Cl	C <sub>21</sub> H <sub>31</sub> Cl <sub>2</sub> N <sub>2</sub> O <sub>3</sub>	429.16	429.25
VIII-27 L- 070619 L- 070620		OH	F	CF <sub>3</sub>	C <sub>23</sub> H <sub>33</sub> F <sub>4</sub> N <sub>2</sub> O <sub>3</sub>	461.23	461.25
VIII-28 L- 070718		OH	F	CF <sub>3</sub>	C <sub>29</sub> H <sub>34</sub> ClF <sub>4</sub> N <sub>2</sub> O <sub>5</sub>	601.20	601.3
VIII-29 L- 070719		OH	F	CF <sub>3</sub>	C <sub>22</sub> H <sub>30</sub> F <sub>5</sub> N <sub>2</sub> O <sub>3</sub>	465.21	465.25
VIII-30 L- 070721		OH	F	CF <sub>3</sub>	C <sub>23</sub> H <sub>30</sub> F <sub>7</sub> N <sub>2</sub> O <sub>3</sub>	515.21	515.2

L-070803							
L-070804							
VIII-31 L-070754		OH	F	CF <sub>3</sub>	C <sub>23</sub> H <sub>33</sub> F <sub>4</sub> N <sub>2</sub> O <sub>4</sub>	445.24	445.3
VIII-32 L-070762 L-070768 L-070777		H	CF <sub>3</sub>	CF <sub>3</sub>	C <sub>27</sub> H <sub>37</sub> F <sub>6</sub> N <sub>2</sub> O <sub>3</sub>	551.26	551.35
VIII-33 L-070769		H	CF <sub>3</sub>	CF <sub>3</sub>	C <sub>24</sub> H <sub>33</sub> F <sub>6</sub> N <sub>2</sub> O <sub>2</sub>	495.24	495.25
VIII-34 L-070705		H	CF <sub>3</sub>	CF <sub>3</sub>	C <sub>25</sub> H <sub>33</sub> F <sub>6</sub> N <sub>2</sub> O <sub>3</sub>	523.23	523.3
VIII-35		H	CF <sub>3</sub>	CF <sub>3</sub>	C <sub>27</sub> H <sub>37</sub> F <sub>6</sub> N <sub>2</sub> O <sub>3</sub>	551.26	551.2
VIII-36 L-070813		H	CF <sub>3</sub>	CF <sub>3</sub>	C <sub>24</sub> H <sub>34</sub> F <sub>6</sub> N <sub>3</sub> O	494.25	494.3
VIII-37 L-070814		H	CF <sub>3</sub>	CF <sub>3</sub>	C <sub>25</sub> H <sub>34</sub> F <sub>6</sub> N <sub>3</sub> O <sub>2</sub>	522.25	522.25

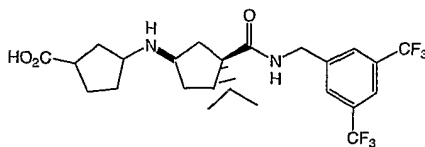
**EXAMPLE VIII-38**

L-070802



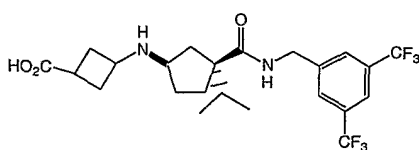
**EXAMPLE VIII-39**

L-070847



5

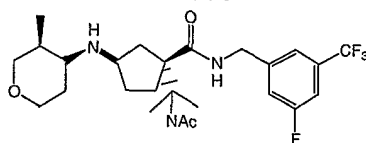
**EXAMPLE VIII-40**



10

**EXAMPLE VIII-41**

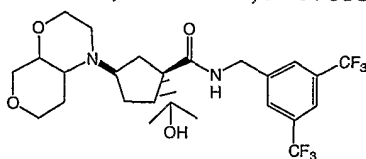
L-070882



15

**EXAMPLE VIII-42**

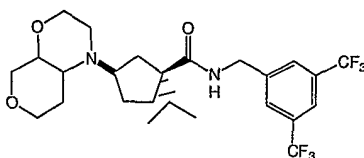
L-070333, L-070334, L-070335



20

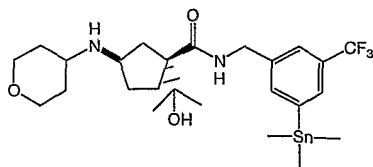
**EXAMPLE VIII-43**

L-070235



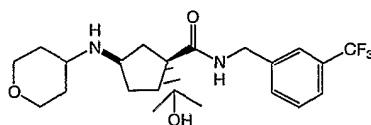
**EXAMPLE VIII-44**

L-070658



**EXAMPLE VIII-45**

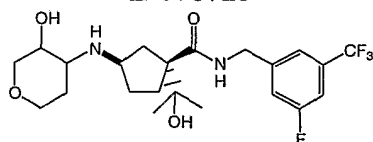
L-070659



5

**EXAMPLE VIII-46**

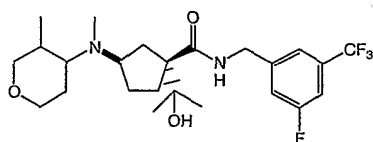
L-070725



10

**EXAMPLE VIII-47**

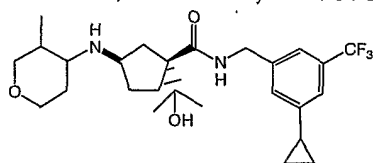
L-070671



15

**EXAMPLE VIII-48**

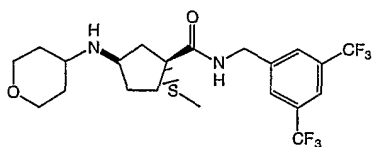
L-070706, L-070707, L-070708



20

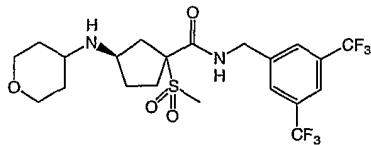
**EXAMPLE VIII-49**

L-070572



**EXAMPLE VIII-50**

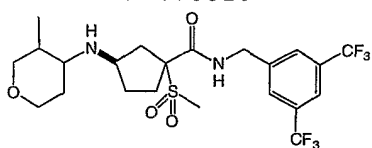
L-070576, L-070577



5

**EXAMPLE VIII-51**

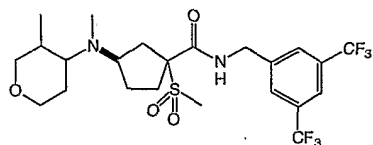
L-070616



10

**EXAMPLE VIII-52**

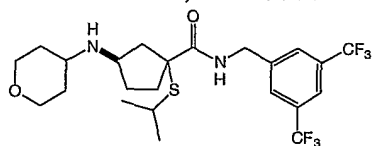
L-070621



15

**EXAMPLE VIII-53**

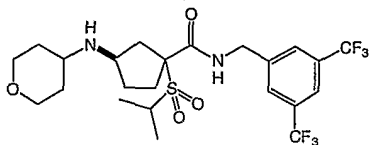
L-070687, L-070688



20

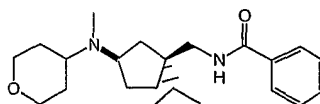
**EXAMPLE VIII-54**

L-070689, L-070690



**EXAMPLE VIII-55**

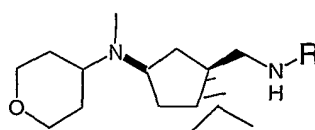
L-070669



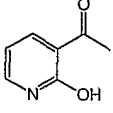
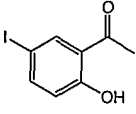
5

**EXAMPLES VIII-56 to VIII-61**

Examples VIII-56 through VIII-61, in Table 26, below, are based on the Formula:

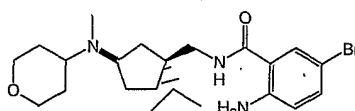


Ex.	R	Molecular Formula	Calculated [M <sup>+</sup> H <sup>+</sup> ]	Found [M <sup>+</sup> H <sup>+</sup> ]
VIII-56 L-0709 70		C <sub>23</sub> H <sub>33</sub> F <sub>3</sub> N <sub>2</sub> O <sub>2</sub>	427.25	427.3
VIII-57 L-0709 71		C <sub>24</sub> H <sub>32</sub> F <sub>6</sub> N <sub>2</sub> O <sub>2</sub>	495.24	495.25
VIII-58 L-0709 72		C <sub>23</sub> H <sub>33</sub> F <sub>3</sub> N <sub>2</sub> O <sub>2</sub>	427.25	427.3
VIII-59 L-0709 73		C <sub>23</sub> H <sub>32</sub> F <sub>4</sub> N <sub>2</sub> O <sub>2</sub>	445.24	445.3

VIII-60 L-070974		$C_{21}H_{33}N_3O_3$	376.25	376.3
VIII-61 L-070975		$C_{22}H_{33}IN_2O_3$	501.15	501.25

**EXAMPLE VIII-62**

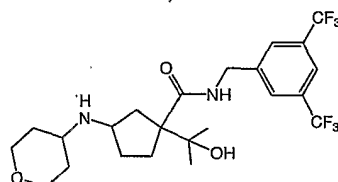
L-070976



5

**EXAMPLE VIII-63**

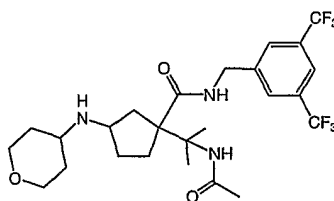
L-059959, L-059960



10

**EXAMPLE VIII-64**

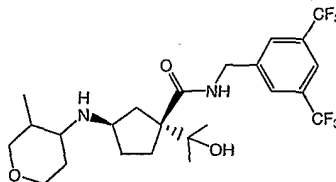
L-059980





**EXAMPLE VIII-65**

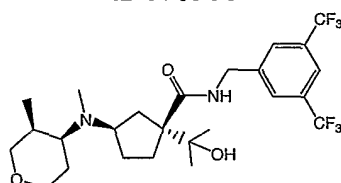
L-070151, L-070152, L-070153, L-070154, L-070155, L-070156



5

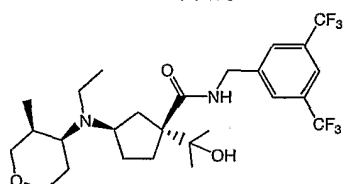
**EXAMPLE VIII-66**

L-070506



**EXAMPLE VIII-67**

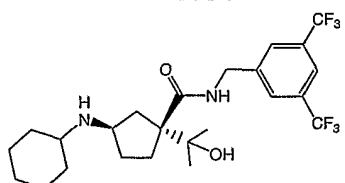
L-070716



10

**EXAMPLE VIII-68**

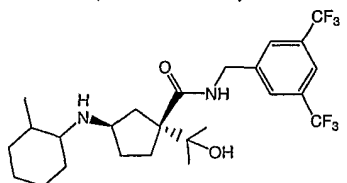
L-070758



15

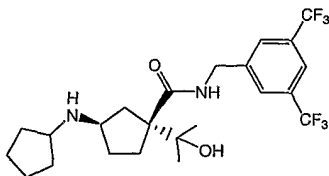
**EXAMPLE VIII-69**

L-070763, L-070764, L-070765



**EXAMPLE VIII-70**

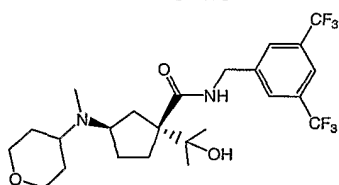
L-070798



5

**EXAMPLE VIII-71**

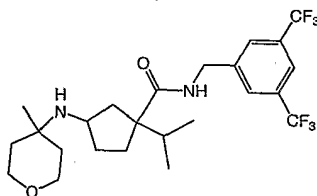
L-070423



10

**EXAMPLE VIII-72**

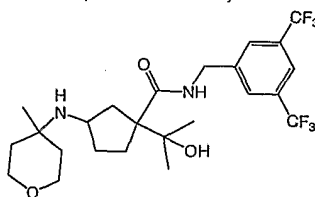
L-070343, L-070344



15

**EXAMPLE VIII-73**

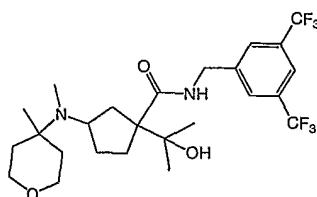
L-070345, L-070346, L-070347



20

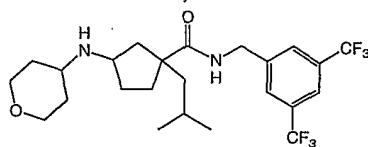
**EXAMPLE VIII-74**

L-070373



**EXAMPLE VIII-75**

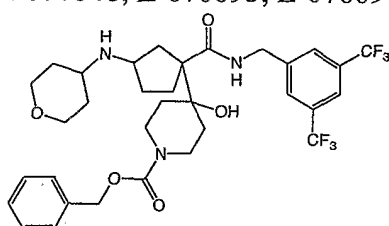
L-059442, L-059441



5

**EXAMPLE VIII-76**

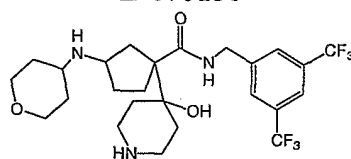
L-070046, L-070093, L-070094



10

**EXAMPLE VIII-77**

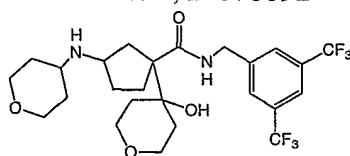
L-070150



15

**EXAMPLE VIII-78**

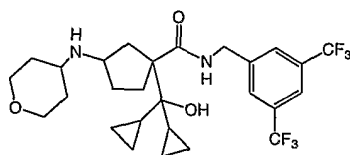
L-070091, L-070092



20

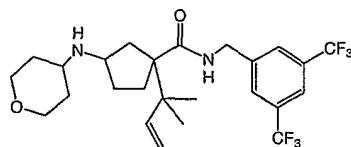
**EXAMPLE VIII-79**

L-070135



**EXAMPLE VIII-80**

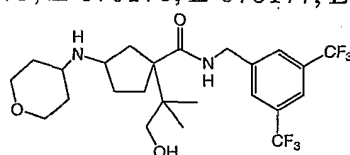
L-070095



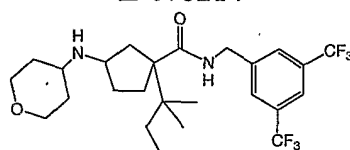
5

**EXAMPLE VIII-81**

L-070175, L-070176, L-070177, L-070178

**EXAMPLE VIII-82**

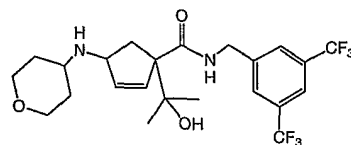
L-070214



10

**EXAMPLE VIII-83**

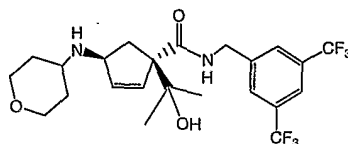
L-070908



15

**EXAMPLE VIII-84**

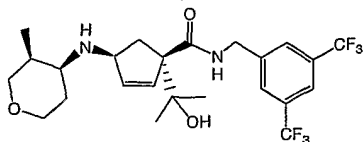
L-070910



20

**EXAMPLE VIII-85**

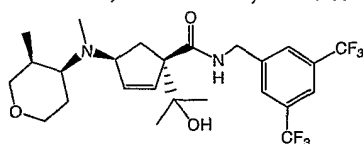
L-070909, L-070921



5

**EXAMPLE VIII-86**

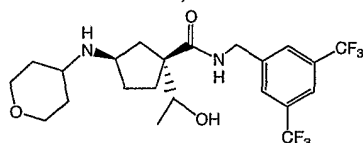
L-070888, L-070889, L-070917



10

**EXAMPLE VIII-87**

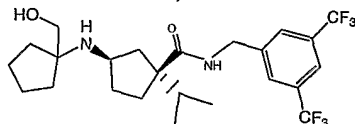
L-070072, L-070073



15

**EXAMPLE VIII-88**

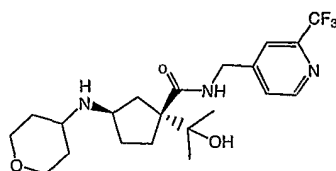
L-070740, L-070741



20

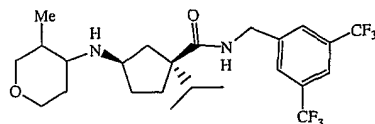
**EXAMPLE VIII-89**

L-070672



**EXAMPLE VIII-90**

L-070048

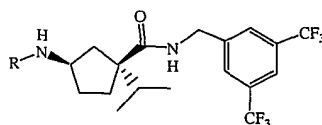


5

**EXAMPLES VIII-90 to 131**

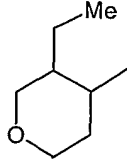
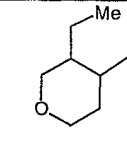
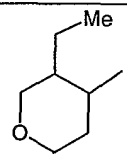
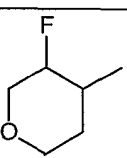
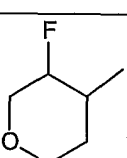
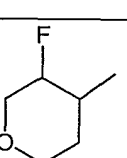
Examples VIII-90 through VIII-131, in Table 27, below, are based on the

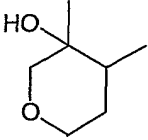
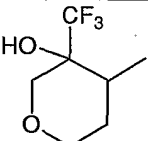
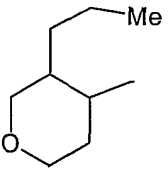
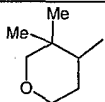
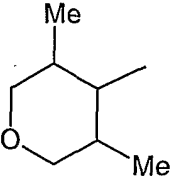
Formula:



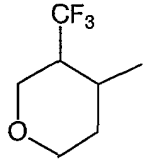
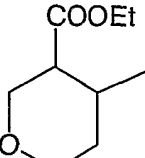
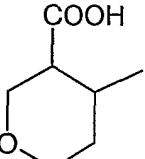
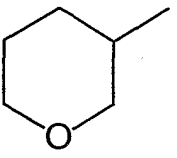
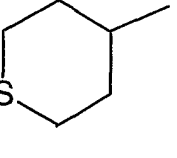
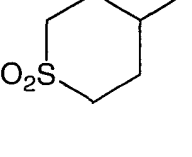
10

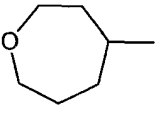
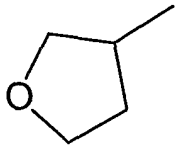
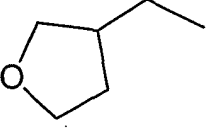
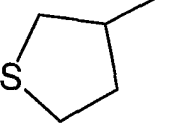
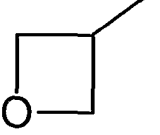
Ex.	R	Molecular Formula	Calculated [M+H] <sup>+</sup>	Found [M+H] <sup>+</sup>
VIII-90 L-070048	 isomer A	C <sub>24</sub> H <sub>32</sub> F <sub>6</sub> N <sub>2</sub> O <sub>2</sub>	495.24	495.30
VIII-91 L-070049	 isomer B	C <sub>27</sub> H <sub>31</sub> F <sub>6</sub> N <sub>2</sub> O <sub>2</sub>	495.24	495.30
VIII-92 L-070050	 isomer C	C <sub>24</sub> H <sub>32</sub> F <sub>6</sub> N <sub>2</sub> O <sub>2</sub>	495.24	495.30

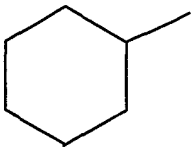
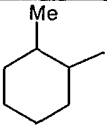
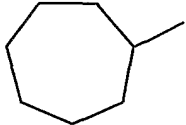
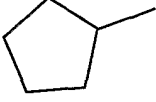
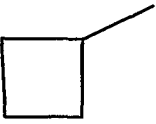

VIII- 93 L- 0706 37	 isomer A	$C_{25}H_{34}F_6N_2O_2$	509.26	509.40
VIII- 94 L- 0706 38	 isomer B	$C_{25}H_{34}F_6N_2O_2$	509.26	509.40
VIII- 95 L- 0706 39	 isomer C	$C_{25}H_{34}F_6N_2O_2$	509.26	509.40
VIII- 96 L- 0704 04	 isomer A	$C_{23}H_{29}F_7N_2O_2$	499.22	499.20
VIII- 97 L- 0704 05	 isomer B	$C_{23}H_{29}F_7N_2O_2$	499.22	499.20
VIII- 98 L- 0704	 isomer C	$C_{23}H_{29}F_7N_2O_2$	499.22	499.20

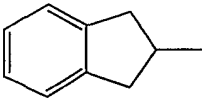
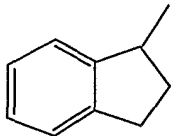
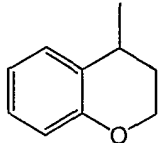
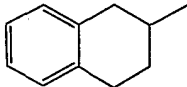
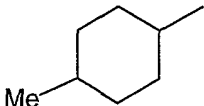
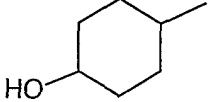
06				
VIII- 99 L- 0705 31	 isomer B	$C_{24}H_{29}F_9N_2O_3$	565.21	565.30
VIII- 100 L- 0705 30	 isomer A	$C_{24}H_{29}F_9N_2O_3$	565.21	565.30
VIII- 101 L- 0704 06		$C_{26}H_{36}F_6N_2O_2$	523.28	523.30
VIII- 102 L- 0702 97		$C_{25}H_{34}F_6N_2O_3$	509.26	509.20
VIII- 103 L- 0703 38		$C_{25}H_{34}F_9N_2O_2$	509.26	509.20

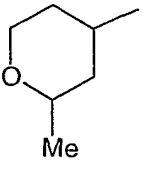
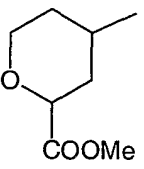
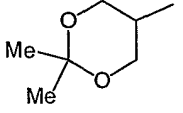
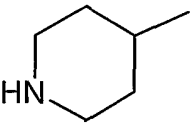


VIII- 104 L- 0706 08		$C_{24}H_{29}F_9N_2O_3$	549.26	549.40
VIII- 105 L- 0705 34		$C_{26}H_{34}F_6N_2O_4$	553.25	553.40
VIII- 106 L- 0706 07		$C_{26}H_{34}F_6N_2O_4$	525.22	525.30
VIII- 107 L- 0701 10		$C_{23}H_{30}F_6N_2O_2$	481.23	481.20
VIII- 108 L- 0700 24		$C_{23}H_{30}F_6N_2OS$	497.21	497.20
VIII- 109 L- 0701		$C_{23}H_{30}F_6N_2O_3$ S	529.20	529.20

09				
VIII- 110 L- 0706 60		$C_{24}H_{32}F_6N_2O_2$	495.24	495.30
VIII- 112 L- 0700 25		$C_{22}H_{29}F_6N_2O_2$	497.21	467.20
VIII- 113 L- 0703 72		$C_{22}H_{29}F_6N_2O_2$	467.21	467.20
VIII- 114 L- 0701 10		$C_{22}H_{30}F_6N_2OS$	483.19	483.20
VIII- 115 L- 2380 96		$C_{21}H_{26}F_6N_2O_2$	453.20	453.15

VIII- 116 L- 0701 91		$C_{24}H_{32}F_6N_2O$	479.25	479.30
VIII- 117 L- 0700 64		$C_{25}H_{34}F_6N_2O$	493.27	493.30
VIII- 118 L- 0701 90		$C_{25}H_{34}F_6N_2O$	493.27	493.30
VIII- 119 L- 0701 93		$C_{23}H_{30}F_6N_2O$	453.20	453.15
VIII- 120 L- 0701 94		$C_{22}H_{28}F_6N_2O$	451.22	451.30
VIII- 121 L- 0702		$C_{23}H_{30}F_6N_2O$	465.23	465.30

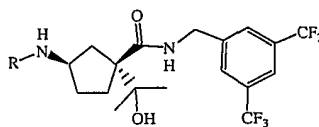
95				
VIII- 122 L- 0700 27		$C_{27}H_{30}F_6N_2O$	513.23	513.30
VIII- 123 L- 8723 74		$C_{27}H_{30}F_6N_2O$	513.23	513.40
VIII- 124 L- 8723 71		$C_{27}H_{30}F_6N_2O_2$	529.23	529.30
VIII- 125 L- 8723 72		$C_{28}H_{32}F_6N_2O$	527.25	527.30
VIII- 126 L- 0701 92		$C_{25}H_{34}F_6N_2O$	493.27	493.30
VIII- 127 L- 0706		$C_{24}H_{32}F_6N_2O_2$	495.24	495.40

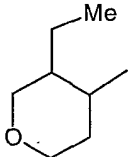
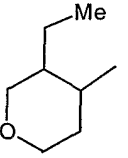
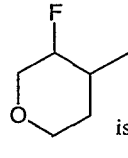
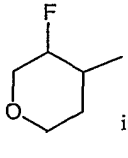
85				
VIII-128 L-0700 03		$C_{24}H_{32}F_6N_2O_2$	495.24	495.40
VIII-129 L-0704 98		$C_{25}H_{32}F_6N_2O_4$	539.23	539.30
VIII-130 L-0709 00		$C_{24}H_{32}F_6N_2O_3$	511.24	511.30
VIII-131 L-0701 61		$C_{23}H_{32}F_6N_2O$	480.24	480.30

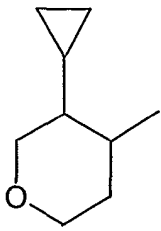
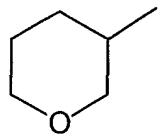
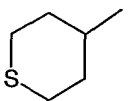
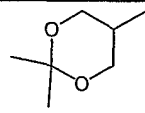
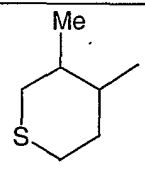
**EXAMPLES VIII-132 to 140**

Examples VIII-132 through VIII-140, in Table 28, below, are based on the

5 Formula:

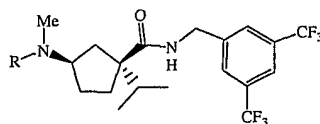


Ex.	R	Molecular Formula	Calculated [M+H <sup>+</sup> ]	Found [M+H <sup>+</sup> ]
VIII-132 L-07068 2	 isomer A	C <sub>25</sub> H <sub>34</sub> F <sub>6</sub> N <sub>2</sub> O <sub>3</sub>	525.26	525.40
VIII-133 L-07068 3	 isomer B	C <sub>25</sub> H <sub>34</sub> F <sub>6</sub> N <sub>2</sub> O <sub>3</sub>	525.26	525.40
VIII-134 L-07048 2	 isomer A	C <sub>23</sub> H <sub>29</sub> F <sub>7</sub> N <sub>2</sub> O <sub>3</sub>	515.21	515.40
VIII-135 L-07048 3	 isomer B	C <sub>23</sub> H <sub>29</sub> F <sub>7</sub> N <sub>2</sub> O <sub>3</sub>	515.21	515.40

VIII- 136 L- 07078 4		$C_{26}H_{34}F_6N_2O_3$	537.26	537.40
VIII- 137 L- 07089 5		$C_{23}H_{30}F_6N_2O_3$	497.22	497.20
VIII- 138 L- 07078 5		$C_{23}H_{30}F_6N_2O_2S$	513.20	513.20
VIII- 139 L- 07090 1		$C_{24}H_{32}F_6N_2O_4$	527.23	-
VIII- 140 L- 07081 8		$C_{24}H_{32}F_6N_2O_2S$	527.22	527.40

**EXAMPLES VIII-141 to 144**

Examples VIII-141 through VIII-144, in Table 29, below, are based on the Formula:



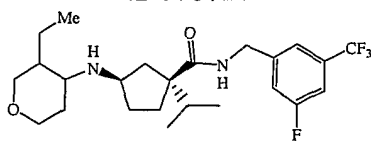
5

Ex.	R	Molecular Formula	Calculated [M+H <sup>+</sup> ]	Found [M+H <sup>+</sup> ]
VIII-141 L-07029 3		C <sub>25</sub> H <sub>34</sub> F <sub>6</sub> N <sub>2</sub> O <sub>2</sub>	509.26	509.30
VIII-142 L-07029 6		C <sub>25</sub> H <sub>34</sub> F <sub>6</sub> N <sub>2</sub> O <sub>2</sub>	509.26	509.30
VIII-143 L-07057 1		C <sub>24</sub> H <sub>31</sub> F <sub>7</sub> N <sub>2</sub> O <sub>2</sub>	513.24	513.30
VIII-144 L-07057 0		C <sub>24</sub> H <sub>31</sub> F <sub>7</sub> N <sub>2</sub> O <sub>2</sub>	513.24	513.30

**EXAMPLE VIII-145**

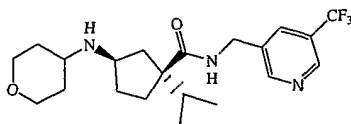


L-070727



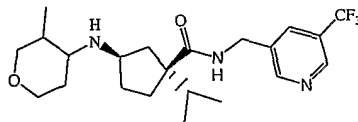
**EXAMPLE VIII-146**

L-251768



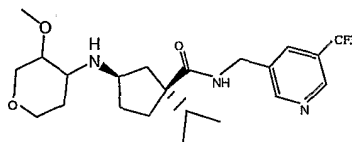
**EXAMPLE VIII-147**

L-260857, L-260858, L-260860, L-260862, L-251769



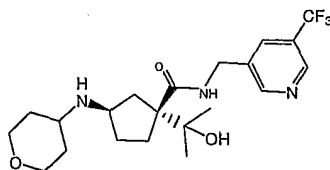
**EXAMPLE VIII-148**

L-260225



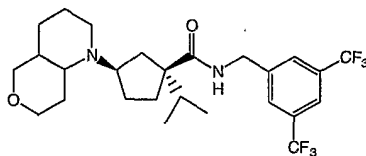
**EXAMPLE VIII-149**

L-070673



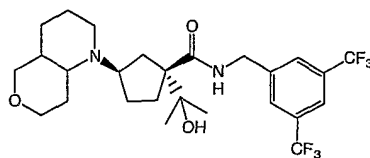
**EXAMPLE VIII-150**

L-070196, L-070197, L-070198



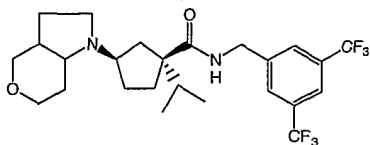
**EXAMPLE VIII-151**

L-070215, L-070216, L-070217, L-070218



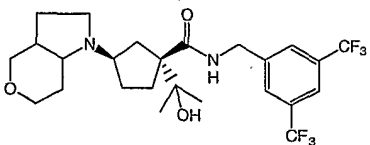
**EXAMPLE VIII-152**

L-070183, L-070184



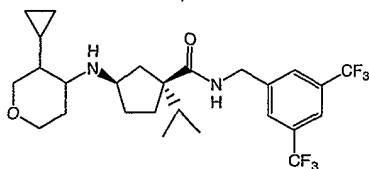
**EXAMPLE VIII-153**

L-070258, L-070259



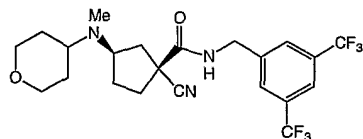
**EXAMPLE VIII-154**

L-070717, L-070712



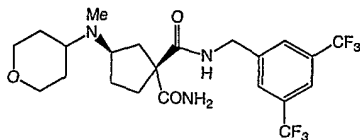
**EXAMPLE VIII-155**

L-059847



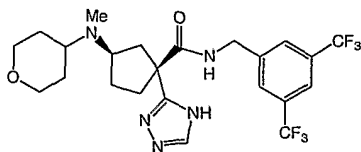
**EXAMPLE VIII-156**

L-059961



**EXAMPLE VIII-157**

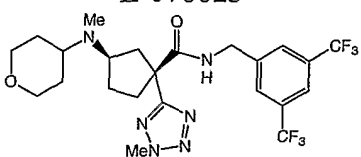
L-059963



5

**EXAMPLE VIII-158**

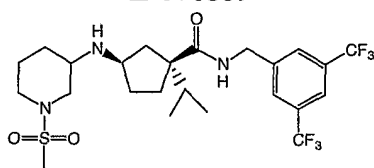
L-070023



10

**EXAMPLE VIII-159**

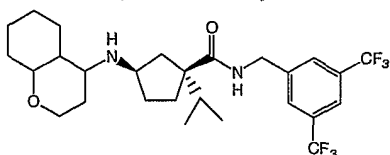
L-070539



15

**EXAMPLE VIII-160**

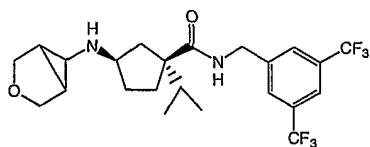
L-070679, L-070680, L-070681



20

**EXAMPLE VIII-161**

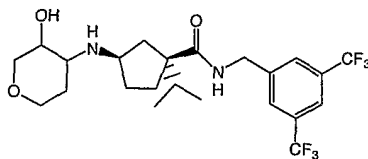
L-070779



25

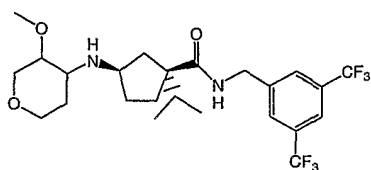
**EXAMPLE VIII-162**

L-070124, L-070125, L-070199, L-070200, L-070201, L-070202



**EXAMPLE VIII-163**

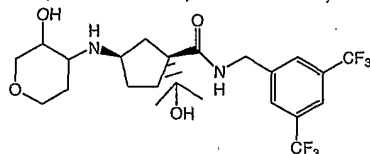
L-070130



5

**EXAMPLE VIII-164**

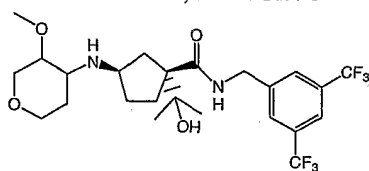
L-070213, L-070131, L-070132, L-070133



10

**EXAMPLE VIII-165**

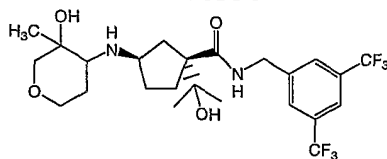
L-070275, L-070276



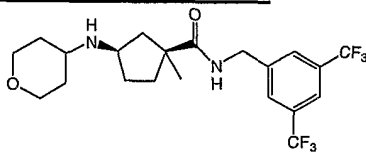
15

**EXAMPLE VIII-166**

L-070336



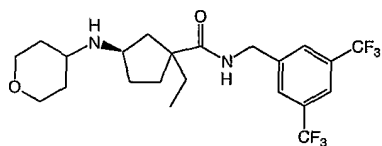
**EXAMPLE VIII-167 L-070511**



20

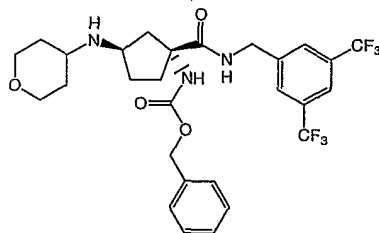
**EXAMPLE VIII-168**

L-070512



**EXAMPLE VIII-169**

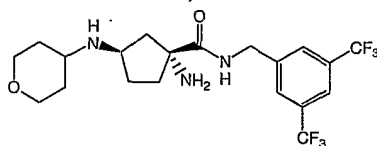
L-070627, L-070628



5

**EXAMPLE VIII-170**

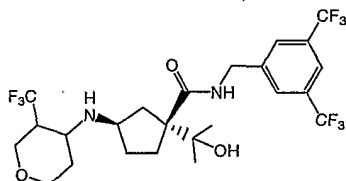
L-070629, L-070630



10

**EXAMPLE VIII-171**

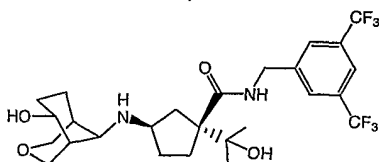
L-070569, L-070617, L-070618



15

**EXAMPLE VIII-172**

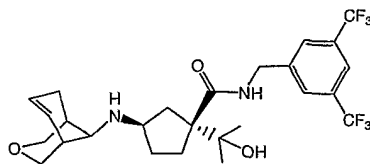
L-070203, L-070204



20

**EXAMPLE VIII-173**

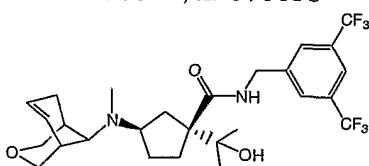
L-070614



**EXAMPLE VIII-174**

L-070654, L-070655

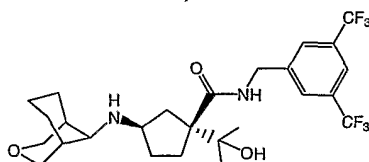
5



**EXAMPLE VIII-175**

L-070430, L-070431

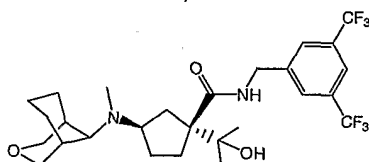
10



**EXAMPLE VIII-176**

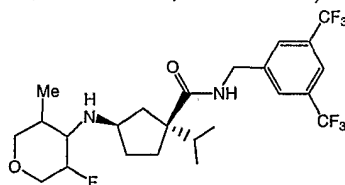
L-070656, L-070657

15



**EXAMPLE VIII-177**

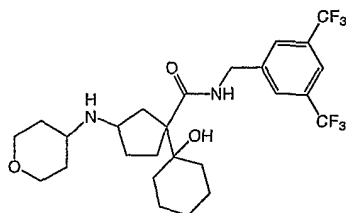
L-070702, L-070703, L-070704, L-070705



**EXAMPLE VIII-178**

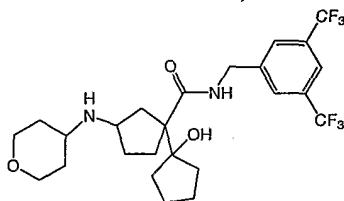
L-070031, L-070032

20



**EXAMPLE VIII-179**

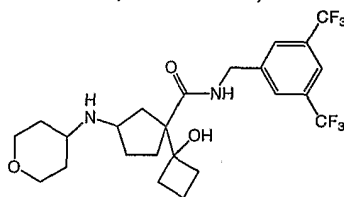
L-070030, L-070057, L-070058



5

**EXAMPLE VIII-180**

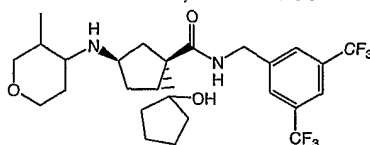
L-059, 975, L-059997, L-059998, L-07055, L-070056



10

**EXAMPLE VIII-181**

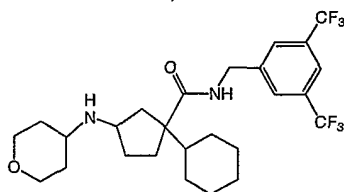
L-070759, L-070763



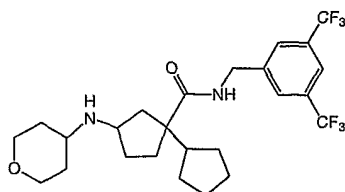
15

**EXAMPLE VIII-182**

L-070186, L-070187



**EXAMPLE VIII-183**

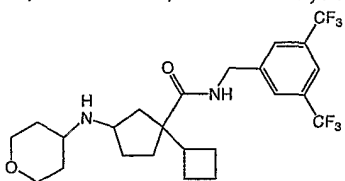


L-070098, L-070099, L-070105

**EXAMPLE VIII-184**

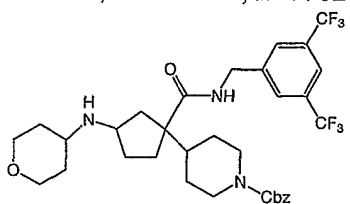
5

L-070134, L-070136, L-070137, L-070120



**EXAMPLE VIII-185**

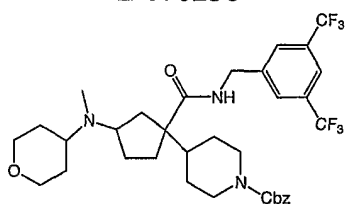
L-070205, L-070206, L-070207



10

**EXAMPLE VIII-186**

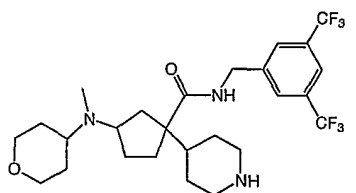
L-070238



15

**EXAMPLE VIII-187**

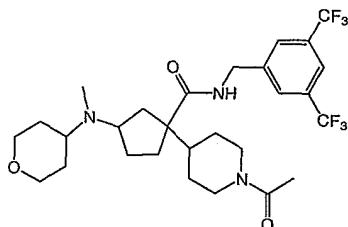
L-070239





**EXAMPLE VIII-188**

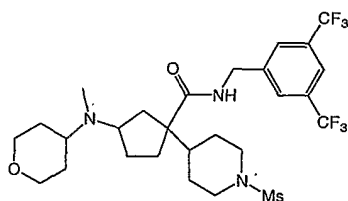
L-070285



5

**EXAMPLE VIII-189**

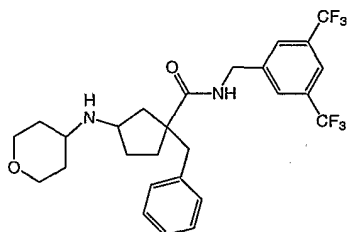
L-070286



10

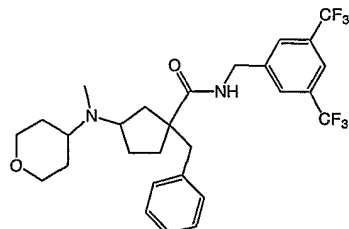
**EXAMPLE VIII-190**

L-070062



**EXAMPLE VIII-191**

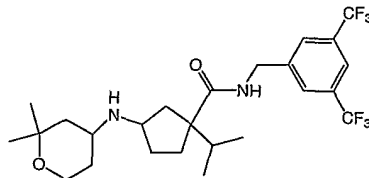
L-070063



15

**EXAMPLE VIII-192**

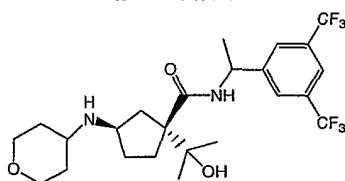
L-059681



5

**EXAMPLE VIII-193**

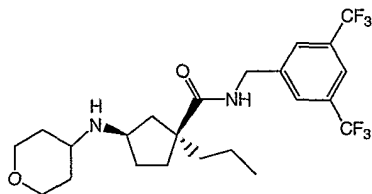
L-070157



10

**EXAMPLE VIII-194**

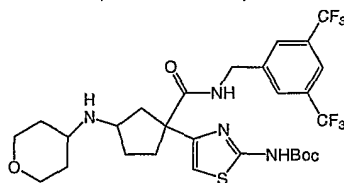
L-070941



15

**EXAMPLE VIII-195**

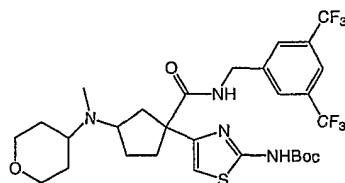
L-059539, L-059706, L-059723, L-059749, L-059751



20

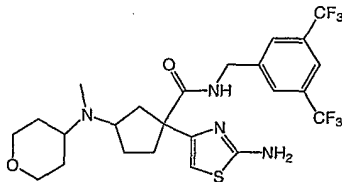
**EXAMPLE VIII-196**

L-059541



**EXAMPLE VIII-197**

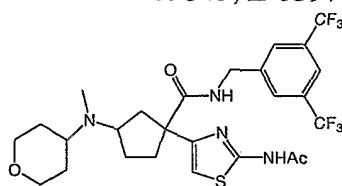
L-059542, L-059771



5

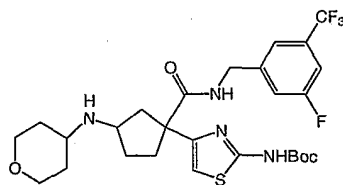
**EXAMPLE VIII-198**

L-059543, L-059772



**EXAMPLE VIII-199**

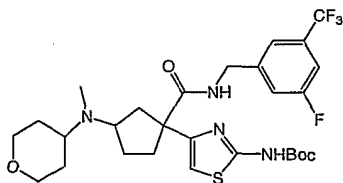
L-059515



10

**EXAMPLE VIII-200**

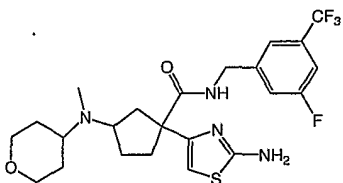
L-059519



15

**EXAMPLE VIII-201**

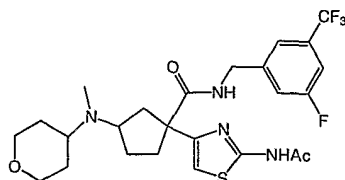
L-059520



20

**EXAMPLE VIII-202**

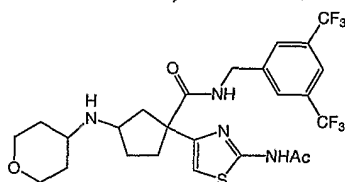
L-059521



5

**EXAMPLE VIII-203**

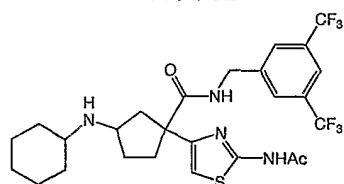
L-059836, L-059837



10

**EXAMPLE VIII-204**

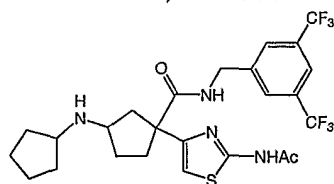
L-059582



15

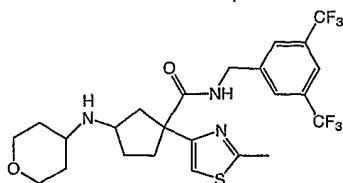
**EXAMPLE VIII-205**

L-059991, L-059992



**EXAMPLE VIII-206**

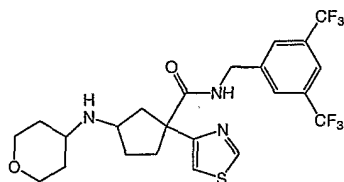
L-059834, L-059835



5

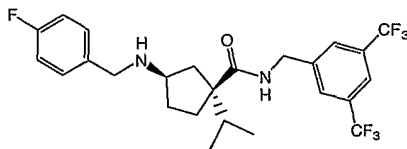
**EXAMPLE VIII-207**

L-070028



**EXAMPLE VIII-208**

L-070395

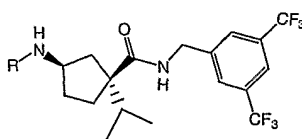


10

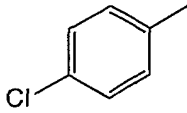
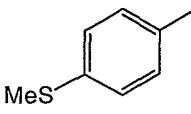
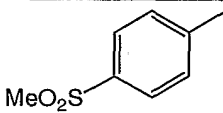
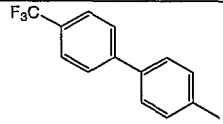
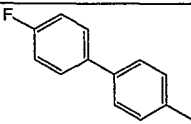
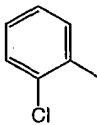
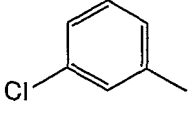
**EXAMPLES VIII-209 to 221**

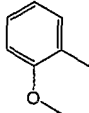
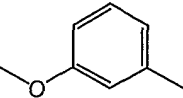
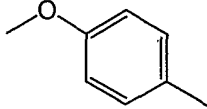
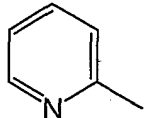
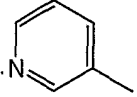
Examples VIII-209 through VIII-221, on Table 30, below, are based on the

15 Formula:



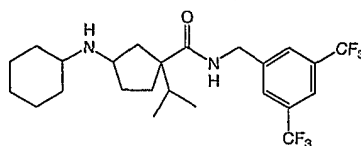
Ex.	R	Molecular Formula	Calc'd [M+H] <sup>+</sup>	Found [M+H] <sup>+</sup>
VIII-209 L-07047		C <sub>25</sub> H <sub>28</sub> F <sub>6</sub> N <sub>2</sub> O	487.21	487

4				
VIII- 210 L- 07039 7		$C_{25}H_{28}ClF_6N_2O$	521.17	521
VIII- 211 L- 07044 1		$C_{26}H_{30}F_6N_2OS$	533.20	533
VIII- 212 L- 07044 2		$C_{26}H_{30}F_6N_2O_3S$	565.19	565
VIII- 213 L- 07084 4		$C_{32}H_{31}F_9N_2O$	631.23	631
VIII- 214 L- 07047 5		$C_{31}H_{31}F_7N_2O$	481.23	581
VIII- 215 L- 07078 1		$C_{25}H_{27}ClF_6N_2O$	521.17	521
VIII- 216 L-		$C_{25}H_{27}ClF_6N_2O$	521.17	521

07078 2				
VIII- 217 L- 07047 1		$C_{26}H_{30}F_6N_2O_2$	517.22	517
VIII- 218 L- 07047 2		$C_{26}H_{30}F_6N_2O$	501.23	517
VIII- 219 L- 07039 8		$C_{26}H_{30}F_6N_2O$	501.23	517
VIII- 220 L- 07080 1		$C_{24}H_{27}F_6N_3O$	488.21	488
VIII- 221 L- 07080 0		$C_{24}H_{27}F_6N_3O$	488.21	488

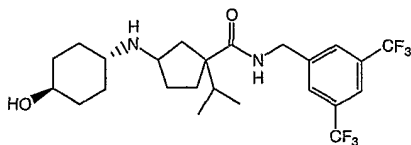
**EXAMPLE VIII-222**

L-059429



**EXAMPLE VIII-223**

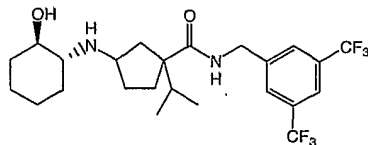
L-070298



5

**EXAMPLE VIII-224**

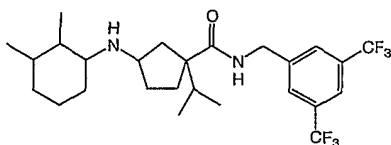
L-070299



10

**EXAMPLE VIII-226**

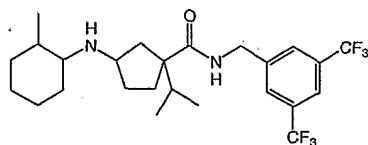
L-059873



15

**EXAMPLE VIII-227**

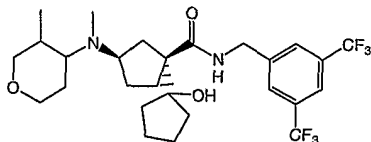
L-059874



20

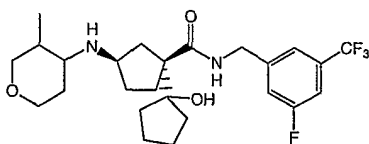
**EXAMPLE VIII-228**

L-070820



**EXAMPLE VIII-229**

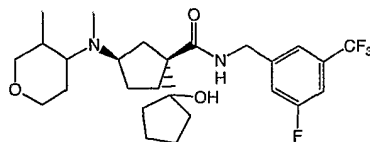
L-070797





**EXAMPLE VIII-230**

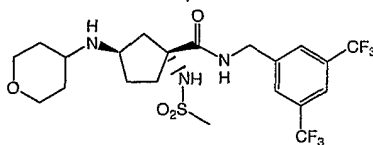
L-070796



5

**EXAMPLE VIII-231**

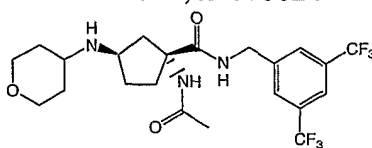
L-070625, L-070626



10

**EXAMPLE VIII-232**

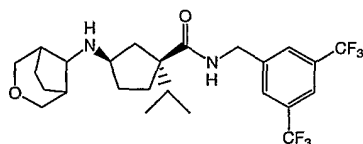
L-070623, L-070624



15

**EXAMPLE VIII-233**

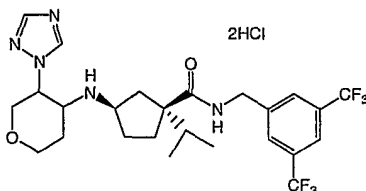
L-236155



20

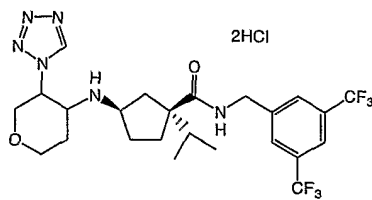
**EXAMPLE VIII-234**

L-070745



**EXAMPLE VIII-235**

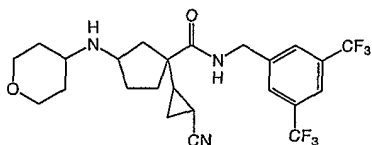
L-070751



**EXAMPLE VIII-236**

L-059759, L-059760

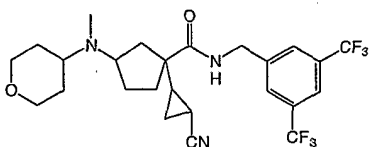
5



**EXAMPLE VIII-237**

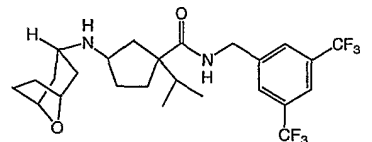
L-059774

10



**EXAMPLE VIII-238**

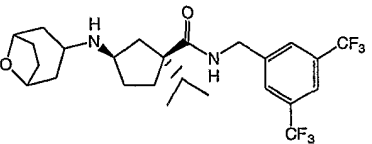
L-070494, L-070495



**EXAMPLE VIII-239**

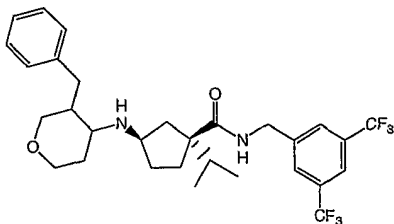
L-070368

15



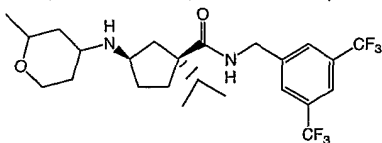
**EXAMPLE VIII-240**

L-070597



**EXAMPLE VIII-241**

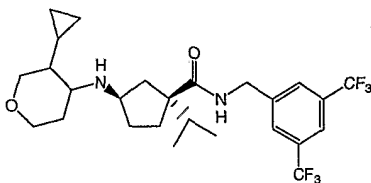
L-070645, L-070646, L-070647, L-070648



5

**EXAMPLE VIII-242**

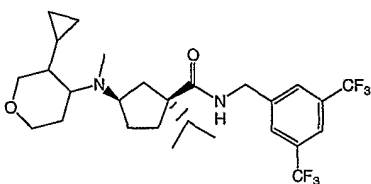
L-070742, L-070743, L-070653



10

**EXAMPLE VIII-243**

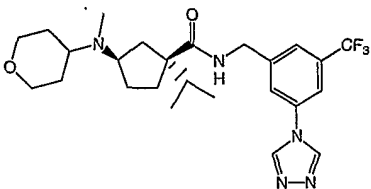
L-070744



15

**EXAMPLE VIII-244**

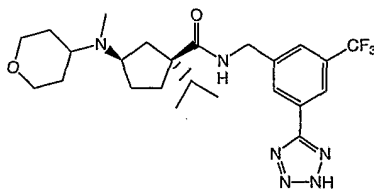
L-070746



20

**EXAMPLE VIII-245**

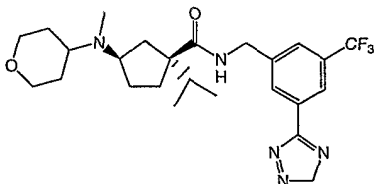
L-070748



5

**EXAMPLE VIII-246**

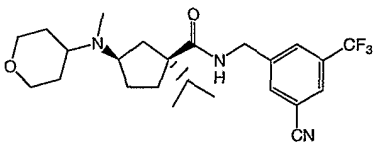
L-070747



10

**EXAMPLE VIII-247**

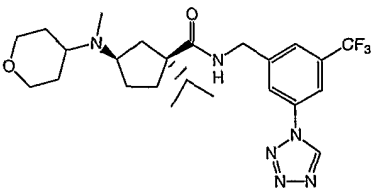
L-070749



15

**EXAMPLE VIII-248**

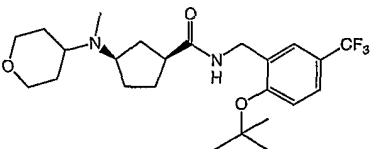
L-070750



20

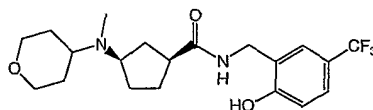
**EXAMPLE VIII-249**

L-070905



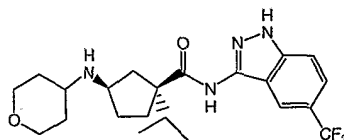
**EXAMPLE VIII-250**

L-070906



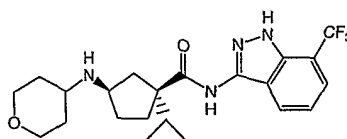
**EXAMPLE VIII-252**

L-070978



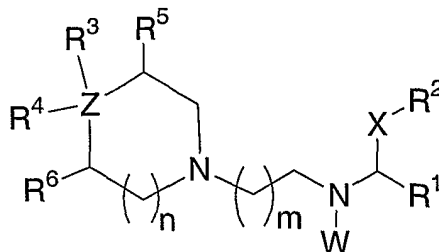
**EXAMPLE VIII-253**

L-077657



Additional CCR-2 antagonists useful in the methods of the invention include those of Formula IX:

**Formula IX**



wherein:

X is selected from the group consisting of:

-NR<sup>10</sup>-, -O-, -CH<sub>2</sub>O-, -CONR<sup>10</sup>-, -NR<sup>10</sup>CO-, -CO<sub>2</sub>-, -OCO-,

-CH<sub>2</sub>(NR<sup>10</sup>)CO-, -N(COR<sup>10</sup>)-, -CH<sub>2</sub>N(COR<sup>10</sup>)-, phenyl, and  
C<sub>3-6</sub> cycloalkyl,

where R<sup>10</sup> is independently selected from: hydrogen, C<sub>1-6</sub> alkyl, benzyl, phenyl, and  
C<sub>1-6</sub> alkyl-C<sub>3-6</sub> cycloalkyl,

5 which is unsubstituted or substituted with 1-3 substituents where the substituents  
are independently selected from: halo, C<sub>1-3</sub>alkyl,  
C<sub>1-3</sub>alkoxy and trifluoromethyl;

W is selected from:

10 hydrogen and C<sub>1-6</sub> alkyl, which is unsubstituted or substituted with 1-3  
substituents where the substituents are independently selected from: halo, C<sub>1-3</sub>  
alkoxy and trifluoromethyl;

Z is selected from:

15 C, N, and -O-, wherein when Z is N, then R<sup>4</sup> is absent, and when W is -O-, then both R<sup>3</sup>  
and R<sup>4</sup> are absent;

n is an integer selected from 0, 1, 2, 3 and 4;

20 n is an integer selected from 1, 2, 3 and 4;

R<sup>1</sup> is selected from:

hydrogen, -C<sub>0-6</sub>alkyl-, -(C<sub>0-6</sub>alkyl)-alkenyl-,  
25 -(C<sub>0-6</sub>alkyl)-C<sub>3-6</sub>cycloalkyl, -(C<sub>0-6</sub>alkyl)-phenyl,  
and -(C<sub>0-6</sub>alkyl)-heterocycle,

where the alkyl is unsubstituted or substituted with 1-7 substituents where the  
substituents are independently selected from:

(a) halo,  
(b) hydroxy,  
30 (c) -O-C<sub>1-3</sub>alkyl,  
(d) trifluoromethyl, and  
(e) -C<sub>1-3</sub>alkyl,

and where the phenyl and the heterocycle is unsubstituted or substituted with 1-5  
substituents where the substituents are independently selected from:

35 (a) halo,

- (b) hydroxy; alkoxy
- (c) amino; acylamino; sulfonylamino; alkoxy-carbonylamino
- (d) carboxylic acid; carbamide; sulfonamide

5 or wherein W and R<sup>1</sup> may be joined together to form a ring by a group selected from:

-(C<sub>1-6</sub>alkyl)-, -C<sub>0-6</sub>alkyl-Y-(C<sub>1-6</sub>alkyl)-, and  
 -(C<sub>0-6</sub>alkyl)-Y-(C<sub>0-6</sub>alkyl)-(C<sub>3-7</sub>cycloalkyl)-(C<sub>0-6</sub>alkyl),

where Y is selected from:

a single bond, -O-, -S-, -SO-, -SO<sub>2</sub>-, and -NR<sup>10</sup>-,

10 and where the alkyl and the cycloalkyl are unsubstituted or substituted with 1-7 substituents where the substituents are independently selected from:

- (a) halo,
- (b) hydroxy,
- (c) -O-C<sub>1-3</sub>alkyl, and
- 15 (d) trifluoromethyl,
- (e) C<sub>1-3</sub>alkyl,
- (f) -O-C<sub>1-3</sub>alkyl,
- (g) -CO<sub>2</sub>R<sup>9</sup>, wherein R<sup>9</sup> is independently selected from: hydrogen, C<sub>1-6</sub> alkyl, C<sub>5-6</sub> cycloalkyl, benzyl or phenyl, which is unsubstituted or
- 20 substituted with 1-3 substituents where the substituents are independently selected from: halo, C<sub>1-3</sub>alkyl, C<sub>1-3</sub>alkoxy and trifluoromethyl,
- (h) -CN,
- (i) -NR<sup>9</sup>R<sup>10</sup>,
- (j) -NR<sup>9</sup>COR<sup>10</sup>,
- 25 (k) -NR<sup>9</sup>SO<sub>2</sub>R<sup>10</sup>, and
- (l) -CONR<sup>9</sup>R<sup>10</sup>;

R<sup>2</sup> is selected from:

(C<sub>0-6</sub>alkyl)-phenyl and (C<sub>0-6</sub>alkyl)-heterocycle,

30 where the alkyl is unsubstituted or substituted with 1-7 substituents where the substituents are independently selected from:

- (a) halo,
- (b) hydroxy,
- (c) -O-C<sub>1-3</sub>alkyl,
- 35 (d) trifluoromethyl, and

(e) -C<sub>1-3</sub>alkyl,

and where the phenyl and the heterocycle is unsubstituted or substituted with 1-5 substituents where the substituents are independently selected from:

- 5 (a) halo,  
 (b) trifluoromethyl,  
 (c) trifluoromethoxy,  
 (d) hydroxy,  
 (e) C<sub>1-6</sub>alkyl,  
 (f) C<sub>3-7</sub>cycloalkyl,  
 10 (g) -O-C<sub>1-6</sub>alkyl,  
 (h) -O-C<sub>3-7</sub>cycloalkyl,  
 (i) -SCF<sub>3</sub>,  
 (j) -S-C<sub>1-6</sub>alkyl,  
 (k) -SO<sub>2</sub>-C<sub>1-6</sub>alkyl,  
 15 (l) phenyl,  
 (m) heterocycle,  
 (n) -CO<sub>2</sub>R<sup>9</sup>,  
 (o) -CN,  
 (p) -NR<sup>9</sup>R<sup>10</sup>,  
 20 (q) -NR<sup>9</sup>-SO<sub>2</sub>-R<sup>10</sup>,  
 (r) -SO<sub>2</sub>-NR<sup>9</sup>R<sup>10</sup>, and  
 (s) -CONR<sup>9</sup>R<sup>10</sup>;

R<sup>3</sup> is -(C<sub>0-6</sub>alkyl)-phenyl,

25 where the alkyl is unsubstituted or substituted with 1-5 substituents where the substituents are independently selected from:

- (a) halo,  
 (b) hydroxy,  
 (c) -O-C<sub>1-3</sub>alkyl, and  
 30 (d) trifluoromethyl,

and where the phenyl is unsubstituted or substituted with 1-5 substituents where the substituents are independently selected from:

- (a) halo,  
 (b) trifluoromethyl,  
 35 (c) hydroxy,



- 5
- (d) C<sub>1-3</sub>alkyl,
  - (e) -O-C<sub>1-3</sub>alkyl,
  - (f) -CO<sub>2</sub>R<sup>9</sup>,
  - (g) -CN,
  - (h) -NR<sup>9</sup>R<sup>10</sup>, and
  - (i) -CONR<sup>9</sup>R<sup>10</sup>;

R<sup>4</sup> is selected from:

- 10
- (a) hydrogen,
  - (b) hydroxy,
  - (c) C<sub>1-6</sub>alkyl,
  - (d) C<sub>1-6</sub>alkyl-hydroxy,
  - (e) -O-C<sub>1-3</sub>alkyl,
  - (f) -CO<sub>2</sub>R<sup>9</sup>,
  - (g) -CONR<sup>9</sup>R<sup>10</sup>, and
  - (h) -CN;
- 15

or where R<sup>3</sup> and R<sup>4</sup> may be joined together to form a ring which is selected from:

- 20
- (a) 1H-indene,
  - (b) 2,3-dihydro-1H-indene,
  - (c) 2,3-dihydro-benzofuran,
  - (d) 1,3-dihydro-isobenzofuran,
  - (e) 2,3-dihydro-benzothiofuran, and
  - (f) 1,3-dihydro-isobenzothiofuran,
- 25

or where R<sup>3</sup> and R<sup>5</sup> or R<sup>4</sup> and R<sup>6</sup> may be joined together to form a ring which is phenyl,

wherein the ring is unsubstituted or substituted with 1-7 substituents where the substituents are independently selected from:

- 30
- (a) halo,
  - (b) trifluoromethyl,
  - (c) hydroxy,
  - (d) C<sub>1-3</sub>alkyl,
  - (e) -O-C<sub>1-3</sub>alkyl,
  - (f) -CO<sub>2</sub>R<sup>9</sup>,
  - (g) -CN,
  - (h) -NR<sup>9</sup>R<sup>10</sup>, and
- 35

(i)  $-\text{CONR}^9\text{R}^{10}$ ;

$\text{R}^5$  and  $\text{R}^6$  are independently selected from:

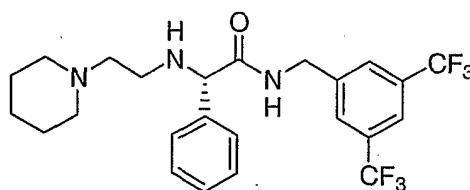
- (a) hydrogen,
- (b) hydroxy,
- (c)  $\text{C}_{1-6}$ alkyl,
- (d)  $\text{C}_{1-6}$ alkyl-hydroxy,
- (e)  $-\text{O}-\text{C}_{1-3}$ alkyl,
- (f) oxo, and
- (g) halo;

and pharmaceutically acceptable salts thereof and individual diastereomers thereof.

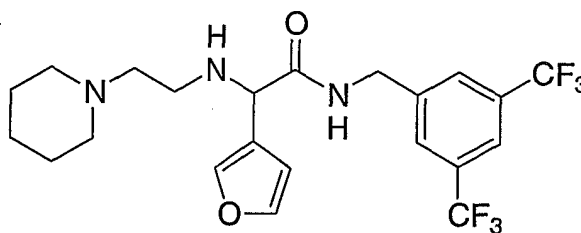
### Formula IX Compounds - Examples

Examples of the compounds of Formula IX include the following:

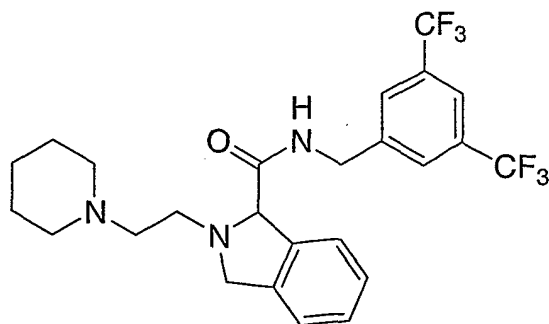
#### EXAMPLE IX-1



#### EXAMPLE IX-21

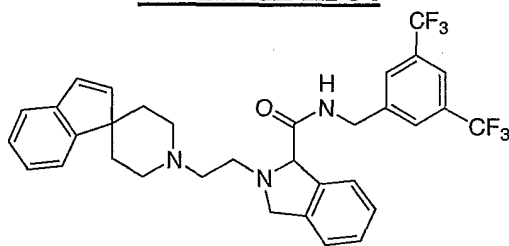


#### EXAMPLE IX-22



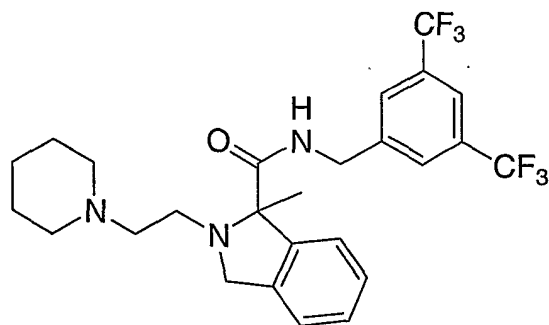
5

**EXAMPLE IX-34**



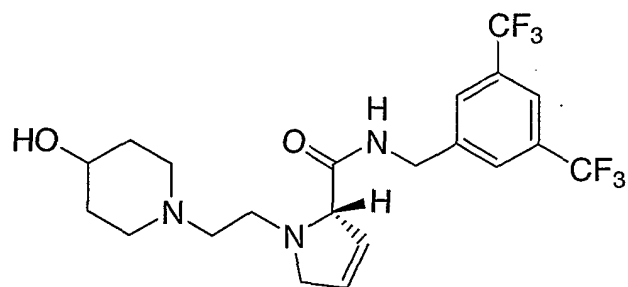
10

**EXAMPLE IX-51**



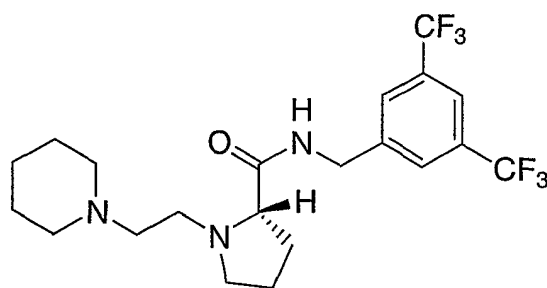
15

**EXAMPLE IX-52**

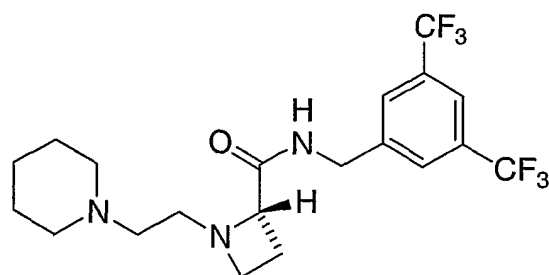


**EXAMPLE IX-78**

5

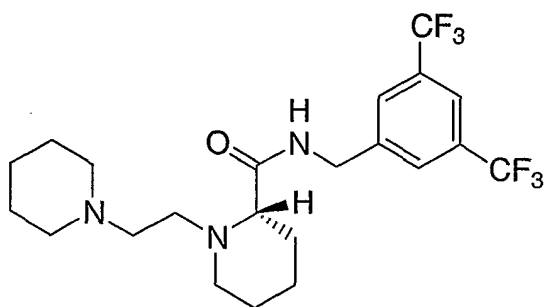


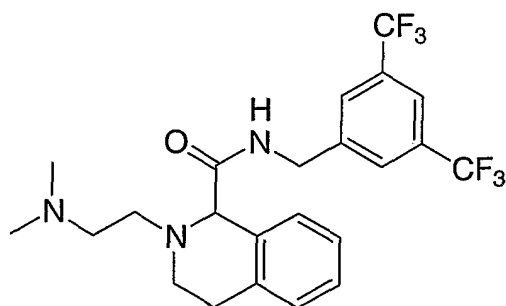
**EXAMPLE IX-79**



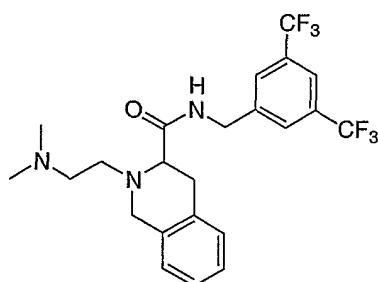
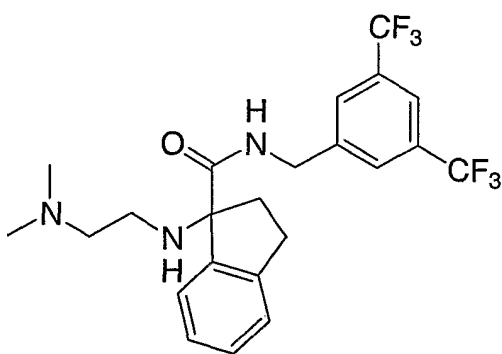
10

**EXAMPLE IX-80**



**EXAMPLE IX-81**

5

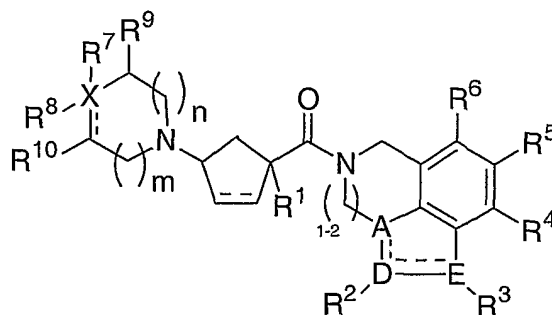
**EXAMPLE IX-82****EXAMPLE IX-83**

10

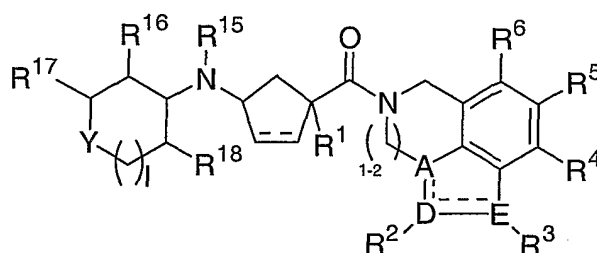
Additional CCR-2 antagonists useful in the methods of the inventors include those of Formula Xae and Xb.

15

**Formula Xa:**



Formula Xb:



5

wherein:

A is selected from C or N;

10 D and E are independently selected from C, N, O, -SO- and -SO<sub>2</sub>- to make a fused carbocycle (if A, D and E are all C) or a heterocycle (if at least one of A, D, or E is N, O, or S). The dashed lines represent either single or double bonds, where the dashed lines between A-D-E represent either one single and one double bond in either of the 2 possible configurations, or represent 2 single bonds;

15

X is selected from O, N, S, SO<sub>2</sub>, or C.

Y is selected from the group consisting of:

20 -O-, -NR<sup>12</sup>-, -S-, -SO-, -SO<sub>2</sub>-, and -CR<sup>12</sup>R<sup>12</sup>-, -NSO<sub>2</sub>R<sup>14</sup>-,

-NCOR<sup>13</sup>-, -CR<sup>12</sup>COR<sup>11</sup>-, -CR<sup>12</sup>OCOR<sup>13</sup>- and -CO-,

where R<sup>11</sup> is independently selected from: hydroxy, hydrogen,

25 C<sub>1-6</sub> alkyl, -O-C<sub>1-6</sub>alkyl, benzyl, phenyl and C<sub>3-6</sub> cycloalkyl, where the alkyl, phenyl, benzyl, and cycloalkyl groups can be unsubstituted or substituted with 1-3 substituents, and where the substituents are independently selected from: halo, hydroxy, C<sub>1-3</sub>alkyl, C<sub>1-3</sub>alkoxy, -CO<sub>2</sub>H, -CO<sub>2</sub>-C<sub>1-6</sub> alkyl, and trifluoromethyl,

25

where R<sup>12</sup> is selected from: hydrogen, C<sub>1-6</sub> alkyl, benzyl, phenyl, and

30 C<sub>3-6</sub> cycloalkyl, where the alkyl, phenyl, benzyl, and cycloalkyl groups can be unsubstituted or substituted with 1-3 substituents, and where the substituents are independently selected from: halo, hydroxy, C<sub>1-3</sub>alkyl, C<sub>1-3</sub>alkoxy, -CO<sub>2</sub>H, -CO<sub>2</sub>-C<sub>1-6</sub> alkyl, and trifluoromethyl,

30

where R<sup>13</sup> is selected from: hydrogen, C<sub>1-6</sub> alkyl, -O-C<sub>1-6</sub>alkyl, benzyl, phenyl, C<sub>3-6</sub> cycloalkyl, where the alkyl, phenyl, benzyl, and cycloalkyl groups can be unsubstituted or substituted with 1-3 substituents, and where the substituents are independently selected from: halo, hydroxy, C<sub>1-3</sub>alkyl, C<sub>1-3</sub>alkoxy, -CO<sub>2</sub>H, -

5

CO<sub>2</sub>-C<sub>1-6</sub> alkyl, and trifluoromethyl, and  
 where R<sup>14</sup> is selected from: hydroxy, C<sub>1-6</sub> alkyl, -O-C<sub>1-6</sub>alkyl, benzyl, phenyl, C<sub>3-6</sub> cycloalkyl, where the alkyl, phenyl, benzyl, and cycloalkyl groups can be unsubstituted or substituted with 1-3 substituents, and where the substituents are independently selected from: halo, hydroxy, C<sub>1-3</sub>alkyl, C<sub>1-3</sub>alkoxy, -CO<sub>2</sub>H, -

10

R<sup>1</sup> is selected from:

hydrogen, -C<sub>1-6</sub>alkyl, -C<sub>0-6</sub>alkyl-O-C<sub>1-6</sub>alkyl, -C<sub>0-6</sub>alkyl-S-C<sub>1-6</sub>alkyl, -(C<sub>0-6</sub>alkyl)-(C<sub>3-7</sub>cycloalkyl)-(C<sub>0-6</sub>alkyl), hydroxy, heterocycle, -CN, -NR<sup>12</sup>R<sup>12</sup>, -NR<sup>12</sup>COR<sup>13</sup>, -NR<sup>12</sup>SO<sub>2</sub>R<sup>14</sup>, -COR<sup>11</sup>, -CONR<sup>12</sup>R<sup>12</sup>, and phenyl,

15

where the alkyl and the cycloalkyl are unsubstituted or substituted with 1-7 substituents, where the substituents are independently selected from:

- (a) halo,
- (b) hydroxy,
- (c) -O-C<sub>1-3</sub>alkyl,
- (d) trifluoromethyl,
- (f) C<sub>1-3</sub>alkyl,
- (g) -O-C<sub>1-3</sub>alkyl,
- (h) -COR<sup>11</sup>,
- (i) -SO<sub>2</sub>R<sup>14</sup>,
- (j) -NHCOCH<sub>3</sub>,
- (k) -NHSO<sub>2</sub>CH<sub>3</sub>,
- (l) -heterocycle,
- (m) =O, and
- (n) -CN,

20

25

30

and where the phenyl and heterocycle are unsubstituted or substituted with 1-3 substituents, where the substituents are independently selected from: halo, hydroxy, C<sub>1-3</sub>alkyl, C<sub>1-3</sub>alkoxy and trifluoromethyl;

35

if D is C, R<sup>2</sup> is selected from:

- (a) hydrogen,
- (b) C<sub>1-3</sub>alkyl, optionally substituted with 1-3 fluoro,
- (c) -O-C<sub>1-3</sub>alkyl, optionally substituted with 1-3 fluoro,
- (d) hydroxy,
- (e) chloro,
- (f) fluoro,

40

- (g) bromo, and
- (h) phenyl, and
- (g) =O (where R<sup>3</sup> forms a double bond to E);

5 if D is N, R<sup>2</sup> is selected from:

- (a) hydrogen,
- (b) C<sub>1-3</sub>alkyl, optionally substituted with 1-3 fluoro,
- (c) -O-C<sub>1-3</sub>alkyl, optionally substituted with 1-3 fluoro,
- (d) phenyl, and
- 10 (e) O (to give an N-oxide).

if D is O, SO, or SO<sub>2</sub>, R<sup>2</sup> is nothing;

if E is C, R<sup>3</sup> is selected from:

- 15 (a) hydrogen,
- (b) C<sub>1-3</sub>alkyl, optionally substituted with 1-3 fluoro,
- (c) -O-C<sub>1-3</sub>alkyl, optionally substituted with 1-3 fluoro,
- (d) hydroxy,
- (e) chloro,
- 20 (f) fluoro,
- (g) bromo, and
- (h) phenyl, and
- (g) =O (where R<sup>3</sup> forms a double bond to E);

25 if E is N, R<sup>3</sup> is selected from:

- (a) hydrogen,
- (b) C<sub>1-3</sub>alkyl, optionally substituted with 1-3 fluoro,
- (c) -O-C<sub>1-3</sub>alkyl, optionally substituted with 1-3 fluoro,
- (d) phenyl,
- 30 (e) O (to give an N-oxide).

if E is O, SO, or SO<sub>2</sub>, R<sup>3</sup> is nothing;

R<sup>4</sup> is selected from:

- 35 (a) hydrogen,
- (b) C<sub>1-3</sub>alkyl, optionally substituted with 1-3 fluoro,
- (c) -O-C<sub>1-3</sub>alkyl, optionally substituted with 1-3 fluoro,
- (d) hydroxy,
- (e) chloro,
- 40 (f) fluoro,
- (g) bromo, and
- (h) phenyl;



R<sub>5</sub> is selected from:

- 5
- (a) C<sub>1-6</sub>alkyl, where alkyl may be unsubstituted or substituted with 1-6 fluoro and optionally substituted with hydroxyl,
- (b) -O-C<sub>1-6</sub>alkyl, where alkyl may be unsubstituted or substituted with 1-6 fluoro,
- (c) -CO-C<sub>1-6</sub>alkyl, where alkyl may be unsubstituted or substituted with 1-6 fluoro,
- (d) -S-C<sub>1-6</sub>alkyl, where alkyl may be unsubstituted or substituted with 1-6 fluoro,
- 10 (e) -pyridyl, which may be unsubstituted or substituted with one or more substituents selected from the group consisting of: halo, trifluoromethyl, C<sub>1-4</sub>alkyl, and COR<sub>11</sub>,
- (f) fluoro,
- (g) chloro,
- 15 (h) bromo,
- (i) -C<sub>4-6</sub>cycloalkyl,
- (j) -O-C<sub>4-6</sub>cycloalkyl,
- (k) phenyl, which may be unsubstituted or substituted with one or more substituents selected from the group consisting of : halo, trifluoromethyl, C<sub>1-4</sub>alkyl, and COR<sub>11</sub>,
- 20 (l) -O-phenyl, which may be unsubstituted or substituted with one or more substituents selected from the group consisting of : halo, trifluoromethyl, C<sub>1-4</sub>alkyl, and COR<sub>11</sub>,
- (m) -C<sub>3-6</sub>cycloalkyl, where alkyl may be unsubstituted or substituted with 1-6 fluoro,
- 25 (n) -O-C<sub>3-6</sub>cycloalkyl, where alkyl may be unsubstituted or substituted with 1-6 fluoro,
- (o) -heterocycle,
- (p) -CN, and
- 30 (q) -COR<sub>11</sub>;

R<sub>6</sub> is selected from:

- 35 (a) hydrogen,
- (b) alkyl, optionally substituted with 1-3 fluoro,
- (c) -O-C<sub>1-3</sub>alkyl, optionally substituted with 1-3 fluoro,
- (d) hydroxy,
- (e) chloro,
- (f) fluoro,
- (g) bromo, and
- 40 (h) phenyl;

R<sub>7</sub> is selected from:

hydrogen, (C<sub>0-6</sub>alkyl)-phenyl, (C<sub>0-6</sub>alkyl)-heterocycle, (C<sub>0-6</sub>alkyl)-C<sub>3-7</sub>cycloalkyl, (C<sub>0-6</sub>alkyl)-COR<sup>11</sup>, (C<sub>0-6</sub>alkyl)-(alkene)-COR<sup>11</sup>, (C<sub>0-6</sub>alkyl)-SO<sub>3</sub>H, (C<sub>0-6</sub>alkyl)-W-C<sub>0-4</sub>alkyl, (C<sub>0-6</sub>alkyl)-CONR<sup>12</sup>-phenyl, (C<sub>0-6</sub>alkyl)-CONR<sup>20</sup>-V-COR<sup>11</sup>, and nothing (when X is O, S, or SO<sub>2</sub>), where V is selected

5

from C<sub>1-6</sub>alkyl or phenyl, and

where W is selected from: a single bond, -O-, -S-, -SO-, -SO<sub>2</sub>-, -CO-, -CO<sub>2</sub>-, -CONR<sup>12</sup>- and -NR<sup>12</sup>-,

where the R<sup>20</sup> can be hydrogen, C<sub>1-4</sub>alkyl, or where R<sup>20</sup> is joined via a 1-5 carbon tether to one of the carbons of V to form a ring, where the C<sub>0-6</sub>alkyl is

10

unsubstituted or substituted with 1-5 substituents,

where the substituents are independently selected from:

- (a) halo,
- (b) hydroxy,
- (c) -C<sub>0-6</sub>alkyl
- (d) -O-C<sub>1-3</sub>alkyl,
- (e) trifluoromethyl, and
- (f) -C<sub>0-2</sub>alkyl-phenyl,

15

where the phenyl, heterocycle, cycloalkyl, and C<sub>0-4</sub>alkyl is unsubstituted or substituted with 1-5 substituents where the substituents are independently selected from:

20

- (a) halo,
- (b) trifluoromethyl,
- (c) hydroxy,
- (d) C<sub>1-3</sub>alkyl,
- (e) -O-C<sub>1-3</sub>alkyl,
- (f) -C<sub>0-3</sub>-COR<sup>11</sup>,
- (g) -CN,
- (h) -NR<sup>12</sup>R<sup>12</sup>,
- (i) -CONR<sup>12</sup>R<sup>12</sup>, and
- (j) -C<sub>0-3</sub>-heterocycle,

25

or where the phenyl and heterocycle may be fused to another heterocycle, which itself may be unsubstituted or substituted with 1-2 substituents independently selected from hydroxy, halo, -COR<sup>11</sup>, and -C<sub>1-3</sub>alkyl,

and where alkene is unsubstituted or substituted with 1-3 substituents which are independently selected from:

35

- (a) halo,
- (b) trifluoromethyl,
- (c) C<sub>1-3</sub>alkyl,
- (d) phenyl, and
- (e) heterocycle;

40

R<sup>8</sup> is selected from:

- 5
- (a) hydrogen,
  - (b) nothing when X is either O, S, SO<sub>2</sub> or N or when a double bond joins the carbons to which R<sup>7</sup> and R<sup>10</sup> are attached,
  - (c) hydroxy,
  - (d) C<sub>1-6</sub>alkyl,
  - (e) C<sub>1-6</sub>alkyl-hydroxy,
  - (f) -O-C<sub>1-3</sub>alkyl,
  - (g) -COR<sup>11</sup>,
  - (h) -CONR<sup>12</sup>R<sup>12</sup>, and
  - 10 (i) -CN;

or where R<sup>7</sup> and R<sup>8</sup> may be joined together to form a ring which is selected from:

- 15
- (a) 1H-indene,
  - (b) 2,3-dihydro-1H-indene,
  - (c) 2,3-dihydro-benzofuran,
  - (d) 1,3-dihydro-isobenzofuran,
  - (e) 2,3-dihydro-benzothiofuran,
  - (f) 1,3-dihydro-isobenzothiofuran,
  - (g) 6H-cyclopenta[*d*]isoxazol-3-ol
  - 20 (h) cyclopentane, and
  - (i) cyclohexane,

where the ring formed may be unsubstituted or substituted with 1-5 substituents independently selected from:

- 25
- (a) halo,
  - (b) trifluoromethyl,
  - (c) hydroxy,
  - (d) C<sub>1-3</sub>alkyl,
  - (e) -O-C<sub>1-3</sub>alkyl,
  - (f) -C<sub>0-3</sub>-COR<sup>11</sup>,
  - 30 (g) -CN,
  - (h) -NR<sup>12</sup>R<sup>12</sup>,
  - (i) -CONR<sup>12</sup>R<sup>12</sup>, and
  - (j) -C<sub>0-3</sub>-heterocycle,

35 or where R<sup>7</sup> and R<sup>9</sup> or R<sup>8</sup> and R<sup>10</sup> may be joined together to form a ring which is phenyl or heterocycle,

wherein the ring is unsubstituted or substituted with 1-7 substituents where the substituents are independently selected from:

- 40
- (a) halo,
  - (b) trifluoromethyl,
  - (c) hydroxy,
  - (d) C<sub>1-3</sub>alkyl,
  - (e) -O-C<sub>1-3</sub>alkyl,

- (f) -COR<sup>11</sup>,
- (g) -CN,
- (h) -NR<sup>12</sup>R<sup>12</sup>, and
- (i) -CONR<sup>12</sup>R<sup>12</sup>;

5

R<sup>9</sup> and R<sup>10</sup> are independently selected from:

- (a) hydrogen,
- (b) hydroxy,
- (c) C<sub>1-6</sub>alkyl,
- (d) C<sub>1-6</sub>alkyl-COR<sup>11</sup>,
- (e) C<sub>1-6</sub>alkyl-hydroxy,
- (f) -O-C<sub>1-3</sub>alkyl,
- (g) =O, when R<sup>9</sup> or R<sup>10</sup> is connected to the ring via a double bond
- (h) halo;

10

15

R<sup>15</sup> is selected from:

- (a) hydrogen, and
- (b) C<sub>1-6</sub>alkyl, which is unsubstituted or substituted with 1-3 substituents where the substituents are independently selected from: halo, hydroxy, -, CO<sub>2</sub>H, -CO<sub>2</sub>C<sub>1-6</sub>alkyl, and -O-C<sub>1-3</sub>alkyl;

20

R<sup>16</sup> is selected from:

- (a) hydrogen,
- (b) C<sub>1-6</sub>alkyl, where alkyl may be unsubstituted or substituted with 1-6 substituents where the substituents are chosen from the group: fluoro, C<sub>1-3</sub>alkoxy, hydroxy, -COR<sup>11</sup>,
- (c) fluoro,
- (d) -O-C<sub>1-3</sub>alkyl, where alkyl may be unsubstituted or substituted with 1-3 fluoro, and
- (e) C<sub>3-6</sub> cycloalkyl,
- (f) -O-C<sub>3-6</sub>cycloalkyl,
- (g) hydroxy,
- (h) -COR<sup>11</sup>, and
- (i) -OCOR<sup>13</sup>,

25

30

35

or R<sup>15</sup> and R<sup>16</sup> may be joined together via a C<sub>2-4</sub>alkyl or a C<sub>0-2</sub>alkyl-O-C<sub>1-3</sub>alkyl chain to form a 5-7 membered ring;

R<sup>17</sup> is selected from:

- (a) hydrogen,

- (b) C<sub>1-6</sub>alkyl, where alkyl may be unsubstituted or substituted with 1-6 substituents where the substituents are chosen from the group: fluoro, C<sub>1-3</sub>alkoxy, hydroxy, -COR<sup>11</sup>,
- (c) COR<sup>11</sup>,
- (d) hydroxy, and
- (e) -O-C<sub>1-6</sub>alkyl, where alkyl may be unsubstituted or substituted with 1-6 substituents where the substituents are chosen from the group: fluoro, C<sub>1-3</sub>alkoxy, hydroxy, and -COR<sup>11</sup>,

or R<sup>16</sup> and R<sup>17</sup> may be joined together by a C<sub>1-4</sub>alkyl chain or a C<sub>0-3</sub>alkyl-O-C<sub>0-3</sub>alkyl chain to form a 3-6 membered ring;

R<sup>18</sup> is selected from:

- (a) hydrogen,
- (b) C<sub>1-6</sub>alkyl, where alkyl may be unsubstituted or substituted with 1-6 fluoro,
- (c) fluoro,
- (d) -O-C<sub>3-6</sub>cycloalkyl, and
- (e) -O-C<sub>1-3</sub>alkyl, where alkyl may be unsubstituted or substituted with 1-6 fluoro,

or R<sup>16</sup> and R<sup>18</sup> may be joined together by a C<sub>2-3</sub>alkyl chain to form a 5-6 membered ring, where the alkyl are unsubstituted or substituted with 1-3 substituents where the substituents are independently selected from: halo, hydroxy, -COR<sup>11</sup>, C<sub>1-3</sub>alkyl, and C<sub>1-3</sub>alkoxy,

or R<sup>16</sup> and R<sup>18</sup> may be joined together by a C<sub>1-2</sub>alkyl-O-C<sub>1-2</sub>alkyl chain to form a 6-8 membered ring, where the alkyl are unsubstituted or substituted with 1-3 substituents where the substituents are independently selected from: halo, hydroxy, -COR<sup>11</sup>, C<sub>1-3</sub>alkyl, and C<sub>1-3</sub>alkoxy,

or R<sup>16</sup> and R<sup>18</sup> may be joined together by a -O-C<sub>1-2</sub>alkyl-O-chain to form a 6-7 membered ring, where the alkyl are unsubstituted or substituted with 1-3 substituents where the substituents are independently selected from: halo, hydroxy, -COR<sup>11</sup>, C<sub>1-3</sub>alkyl, and C<sub>1-3</sub>alkoxy;

R<sup>19</sup> selected from:

- (a) hydrogen,
- (b) phenyl, and
- (c) C<sub>1-6</sub>alkyl which may be substituted or unsubstituted with 1-6 of the following substituents: -COR<sup>11</sup>, hydroxy, fluoro, chloro and -O-C<sub>1-3</sub>alkyl;

l, m, and n are each selected from 0, 1 and 2.  
and pharmaceutically acceptable salts thereof and individual diastereomers thereof.

5

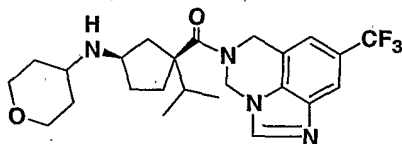
### Formula X Compounds – Examples

Examples of the compounds of Formula X include the following:

10

#### EXAMPLE X-1

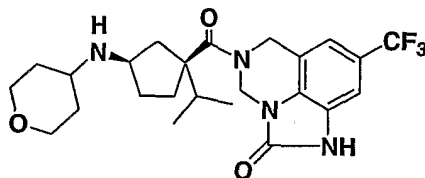
(L-071142; S. Goble; 44292-048A)



15

#### EXAMPLE X-2

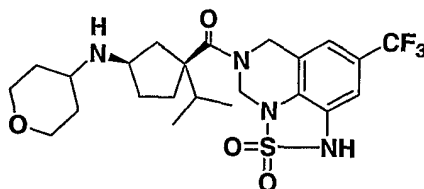
(L-071156; S. Goble; 43899-084B/092B)



20

#### EXAMPLE X-3

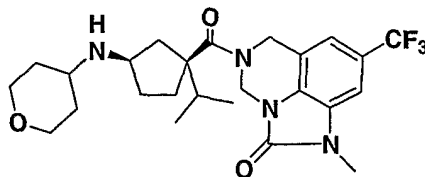
(L-114895; S. Goble; 43899-103B)



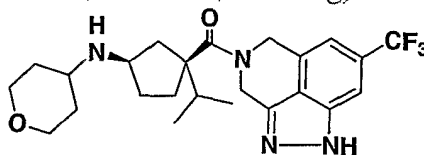
25

#### EXAMPLE X-4

(L-221392; S. Goble; 43899-147B)

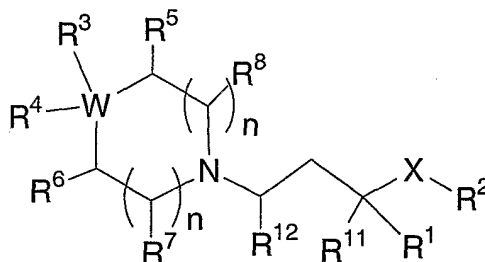
**EXAMPLE X-5**

(L-075642; C. Tang)



5

Additional CCR-2 antagonists useful in the methods of the inventors include those of Formula XI:

10 **Formula XI**

I

wherein:

W is selected from the group consisting of:

- 15 C, N, and -O-, wherein when W is N, then R<sup>4</sup> is absent, and when W is -O-, then both R<sup>3</sup> and R<sup>4</sup> are absent;

X is selected from the group consisting of:

- 20 -NR<sup>10</sup>-, -O-, -CH<sub>2</sub>O-, -CONR<sup>10</sup>-, -NR<sup>10</sup>CO-, -CO<sub>2</sub>-, -OCO-,  
-CH<sub>2</sub>(NR<sup>10</sup>)CO-, -N(COR<sup>10</sup>)-, and -CH<sub>2</sub>N(COR<sup>10</sup>)-,

and where R<sup>10</sup> is independently selected from: hydrogen, C<sub>1-6</sub> alkyl, benzyl, phenyl,  
and C<sub>1-6</sub> alkyl-C<sub>3-6</sub> cycloalkyl,

which is unsubstituted or substituted with 1-3 substituents where the substituents  
are independently selected from: halo, C<sub>1-3</sub>alkyl,

C<sub>1-3</sub>alkoxy and trifluoromethyl;  
 or where R<sup>10</sup> and R<sup>2</sup> may be joined together to form a 5- or 6-membered ring,

R<sup>1</sup> is selected from:

- 5 hydrogen, -C<sub>0-6</sub>alkyl-Y-phenyl-, -C<sub>0-6</sub>alkyl-Y-heterocycle-,  
 -C<sub>0-6</sub>alkyl-Y-(C<sub>1-6</sub>alkyl)-, and  
 -(C<sub>0-6</sub>alkyl)-Y-(C<sub>0-6</sub>alkyl)-(C<sub>3-7</sub>cycloalkyl)-(C<sub>0-6</sub>alkyl),  
 where Y is selected from:  
 a single bond, -O-, -S-, -SO-, -SO<sub>2</sub>-, and -NR<sup>10</sup>-,  
 10 and where the phenyl, heterocycle, alkyl and the cycloalkyl are unsubstituted or  
 substituted with 1-7 substituents where the substituents are independently selected  
 from:
- (a) halo,
  - (b) hydroxy,
  - 15 (c) -O-C<sub>1-3</sub>alkyl,
  - (d) trifluoromethyl,
  - (e) C<sub>1-3</sub>alkyl,
  - (f) -C<sub>3-6</sub>cycloalkyl
  - (g) -CO<sub>2</sub>R<sup>9</sup>, wherein R<sup>9</sup> is independently selected from: hydrogen, C<sub>1-6</sub>  
 20 alkyl, C<sub>5-6</sub> cycloalkyl, benzyl or phenyl, which is unsubstituted or  
 substituted with 1-3 substituents where the substituents are independently  
 selected from: halo, C<sub>1-3</sub>alkyl, C<sub>1-3</sub>alkoxy and trifluoromethyl,
  - (h) -CN,
  - (i) -NR<sup>9</sup>R<sup>10</sup>,
  - 25 (j) -NR<sup>9</sup>COR<sup>10</sup>,
  - (k) -NR<sup>9</sup>SO<sub>2</sub>R<sup>10</sup>,
  - (l) -NR<sup>9</sup>CO<sub>2</sub>R<sup>10</sup>,
  - (m) -NR<sup>9</sup>CONR<sup>9</sup>R<sup>10</sup>,
  - (n) -CONR<sup>9</sup>R<sup>10</sup>,
  - 30 (o) heterocycle,
  - (p) phenyl;

R<sup>2</sup> is selected from:

(C<sub>0-6</sub>alkyl)-phenyl and (C<sub>0-6</sub>alkyl)-heterocycle,



where the alkyl is unsubstituted or substituted with 1-7 substituents where the substituents are independently selected from:

- (a) halo,
- (b) hydroxy,
- 5 (c) -O-C<sub>1-3</sub>alkyl,
- (d) trifluoromethyl,
- (e) -C<sub>1-3</sub>alkyl,
- (f) -CO<sub>2</sub>R<sup>9</sup>, and
- (g) oxo;

10 and where the phenyl and the heterocycle may be unsubstituted or substituted with 1-5 substituents where the substituents are independently selected from:

- (a) halo,
- (b) trifluoromethyl,
- (c) trifluoromethoxy,
- 15 (d) hydroxy,
- (e) C<sub>1-6</sub>alkyl,
- (f) C<sub>3-7</sub>cycloalkyl,
- (g) -O-C<sub>1-6</sub>alkyl,
- (h) -O-C<sub>3-7</sub>cycloalkyl,
- 20 (i) -SCF<sub>3</sub>,
- (j) -S-C<sub>1-6</sub>alkyl,
- (k) -SO<sub>2</sub>-C<sub>1-6</sub>alkyl,
- (l) phenyl,
- (m) heterocycle,
- 25 (n) -CO<sub>2</sub>R<sup>9</sup>,
- (o) -CN,
- (p) -NR<sup>9</sup>R<sup>10</sup>,
- (q) -NR<sup>9</sup>-SO<sub>2</sub>-R<sup>10</sup>,
- (r) -SO<sub>2</sub>-NR<sup>9</sup>R<sup>10</sup>,
- 30 (s) -CONR<sup>9</sup>R<sup>10</sup>, and
- (t) -O-phenyl;

R<sup>3</sup> is selected from:

hydrogen, (C<sub>0-6</sub>alkyl)-phenyl, (C<sub>0-6</sub>alkyl)-heterocycle, C<sub>1-6</sub>alkyl, CF<sub>3</sub>, C<sub>3-7</sub>cycloalkyl, -  
 35 NR<sup>9</sup>R<sup>10</sup>, -CO<sub>2</sub>R<sup>9</sup>, -NR<sup>9</sup>-SO<sub>2</sub>-R<sup>10</sup>, -NR<sup>9</sup>CONR<sup>9</sup>R<sup>10</sup>, and -CONR<sup>9</sup>R<sup>10</sup>,

where the alkyl is unsubstituted or substituted with 1-5 substituents where the substituents are independently selected from:

- 5 (a) halo,  
 (b) hydroxy,  
 (c) -O-C<sub>1-3</sub>alkyl, and  
 (d) trifluoromethyl,

and where the phenyl, heterocycle, and cycloalkyl are unsubstituted or substituted with 1-5 substituents where the substituents are independently selected from:

- 10 (a) halo,  
 (b) trifluoromethyl,  
 (c) hydroxy,  
 (d) C<sub>1-3</sub>alkyl,  
 (e) -O-C<sub>1-3</sub>alkyl,  
 (f) -CO<sub>2</sub>R<sup>9</sup>,  
 15 (g) -CN,  
 (h) -NR<sup>9</sup>R<sup>10</sup>, and  
 (i) -CONR<sup>9</sup>R<sup>10</sup>  
 (j) NR<sup>9</sup>SO<sub>2</sub>R<sup>10</sup>,  
 (k) SO<sub>2</sub>NR<sup>9</sup>R<sup>10</sup>  
 20 (l) phenyl,  
 (m) heterocycle;

and where the phenyl, heterocycle, and cycloalkyl may or may not be fused to another phenyl or heterocycle;

25 R<sup>4</sup> is selected from:

- (a) hydrogen,  
 (b) hydroxy,  
 (c) C<sub>1-6</sub>alkyl,  
 (d) C<sub>1-6</sub>alkyl-hydroxy,  
 30 (e) -O-C<sub>1-3</sub>alkyl,  
 (f) C<sub>0-6</sub>CO<sub>2</sub>R<sup>9</sup>,  
 (g) -CONR<sup>9</sup>R<sup>10</sup>, and  
 (h) -CN;

or R<sup>3</sup> and R<sup>4</sup> may be joined together to form a ring which is selected from:

- 35 (a) 1H-indene,

- (b) 2,3-dihydro-1H-indene,  
 (c) 2,3-dihydro-benzofuran,  
 (d) 1,3-dihydro-isobenzofuran,  
 (e) 2,3-dihydro-benzothiofuran, and  
 (f) 1,3-dihydro-isobenzothiofuran,

where the 1H-indene, 2,3-dihydro-1H-indene, 2,3-dihydro-benzofuran, 1,3-dihydro-isobenzofuran, 2,3-dihydro-benzothiofuran, and 1,3-dihydro-isobenzothiofuran may be unsubstituted or substituted with 1-5 substituents where the substituents are independently selected from:

- (i) halo,  
 (ii) trifluoromethyl,  
 (iii) hydroxy,  
 (iv) C<sub>1-3</sub>alkyl,  
 (v) -O-C<sub>1-3</sub>alkyl,  
 (vi) C<sub>0-4</sub>CO<sub>2</sub>R<sup>9</sup>,  
 (vii) -CN,  
 (viii) -NR<sup>9</sup>R<sup>10</sup>, and  
 (ix) -CONR<sup>9</sup>R<sup>10</sup>  
 (x) NR<sup>9</sup>SO<sub>2</sub>R<sup>10</sup>,  
 (xi) SO<sub>2</sub>NR<sup>9</sup>R<sup>10</sup>  
 (xii) phenyl,  
 (xiii) heterocycle;

R<sup>5</sup>, R<sup>6</sup>, R<sup>7</sup> and R<sup>8</sup> are independently selected from:

- (a) hydrogen,  
 (b) hydroxy,  
 (c) C<sub>1-6</sub>alkyl,  
 (d) C<sub>1-6</sub>alkyl-hydroxy,  
 (e) -O-C<sub>1-3</sub>alkyl,  
 (f) oxo, and  
 (g) halo,  
 (h) C<sub>0-4</sub>CO<sub>2</sub>R<sup>9</sup>, and  
 (i) CF<sub>3</sub>,

or where R<sup>5</sup> and R<sup>6</sup>, or R<sup>7</sup> and R<sup>8</sup> may be joined together via a C<sub>2-3</sub>alkyl chain to form a ring, or where R<sup>3</sup> and R<sup>5</sup>, or R<sup>4</sup> and R<sup>6</sup> may be joined together to form

a ring which is phenyl, heterocycle, or cycloalkyl, wherein the ring is unsubstituted or substituted with 1-7 substituents where the substituents are independently selected from:

- 5
- (i) halo,
  - (ii) trifluoromethyl,
  - (iii) hydroxy,
  - (iv) C<sub>1-3</sub>alkyl,
  - (v) -O-C<sub>1-3</sub>alkyl,
  - (vi) -CO<sub>2</sub>R<sup>9</sup>,
  - 10 (vii) -CN,
  - (viii) -NR<sup>9</sup>R<sup>10</sup>,
  - (ix) -CONR<sup>9</sup>R<sup>10</sup>, and
  - (x) phenyl;

15 R<sup>11</sup> is selected from:

- (a) hydrogen,
- (b) halo
- (c) C<sub>1-6</sub>alkyl,
- (d) hydroxy,
- 20 (e) CO<sub>2</sub>R<sup>9</sup>,
- (f) -O-C<sub>1-3</sub>alkyl, and
- (g) -NR<sup>9</sup>R<sup>10</sup>;

R<sup>12</sup> is selected from:

- 25
- (a) hydrogen,
  - (b) C<sub>1-6</sub>alkyl, and
  - (c) CO<sub>2</sub>R<sup>9</sup>;

n is an integer selected from 0, 1, 2 and 3;

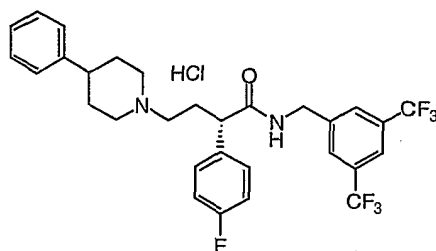
30

and pharmaceutically acceptable salts thereof and individual diastereomers thereof.

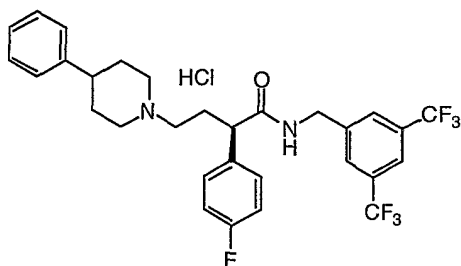
#### Formula XI Compounds - Examples

Examples of the compounds of Formula XI include the following:

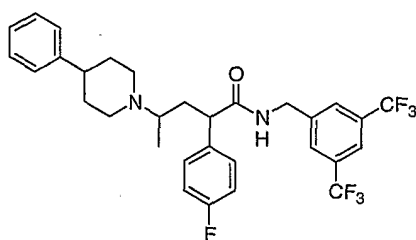
35

**EXAMPLE XI-1**

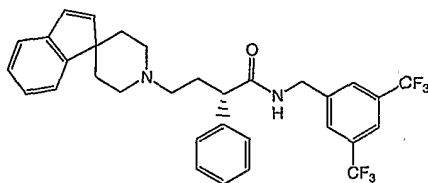
5

**EXAMPLE XI-2**

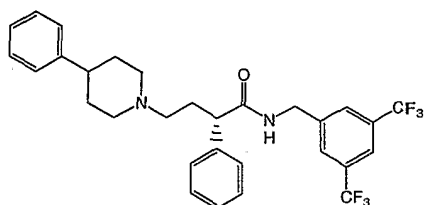
10

**EXAMPLE XI-3**

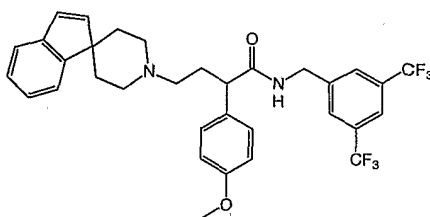
15

**EXAMPLE XI-4**

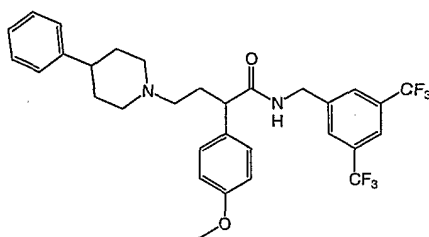
**EXAMPLE XI-5**



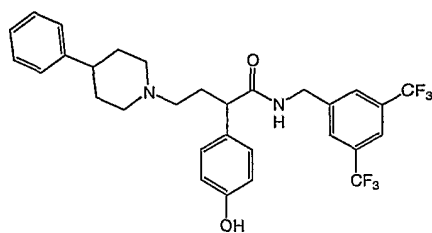
**EXAMPLE XI-6**

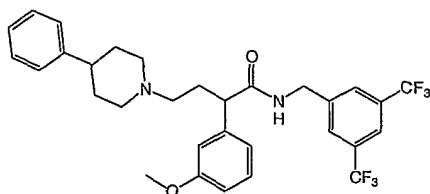


**EXAMPLE XI-7**

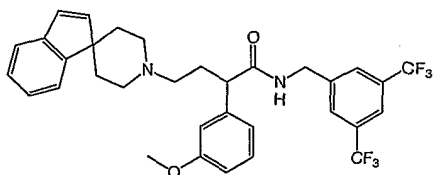


**EXAMPLE XI-8**

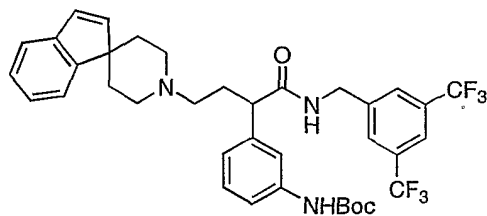


**EXAMPLE XI-9**

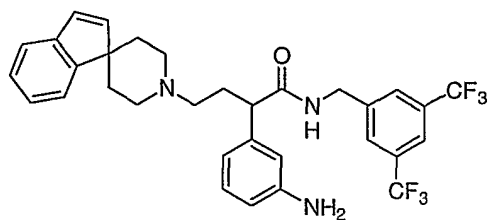
5

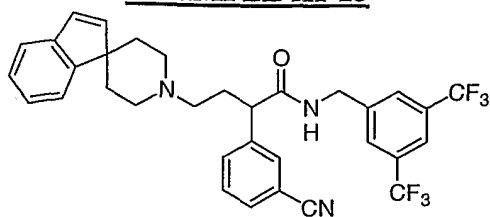
**EXAMPLE XI-10**

10

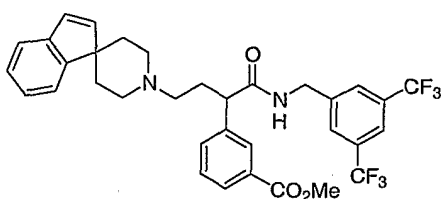
**EXAMPLE XI-11**

15

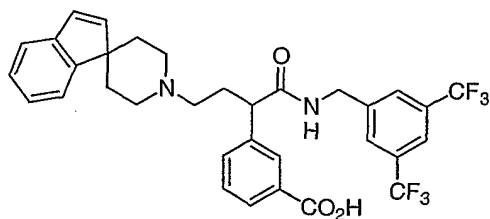
**EXAMPLE XI-12**

**EXAMPLE XI-13****EXAMPLE XI-14**

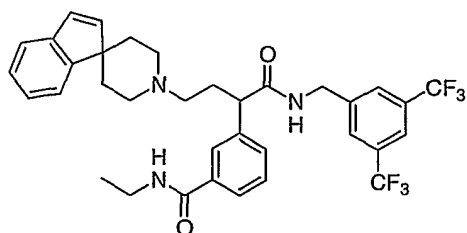
5

**EXAMPLE XI-15**

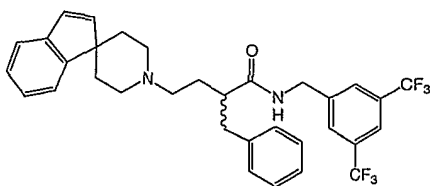
10

**EXAMPLE XI-16**

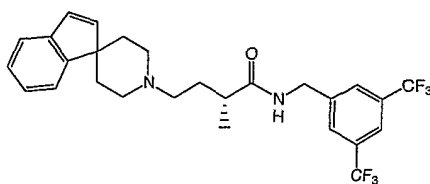
15

**EXAMPLE XI-18**

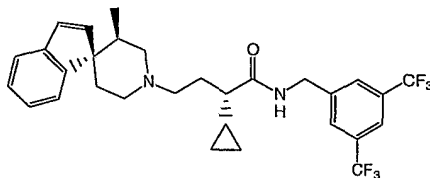




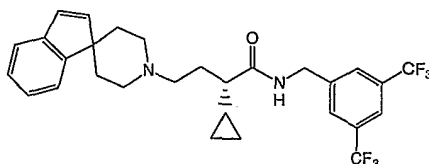
**EXAMPLE XI-19**



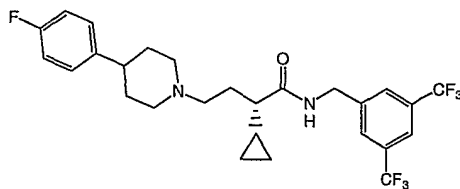
**EXAMPLE XI-20**



**EXAMPLE XI-21**



**EXAMPLE XI-22**

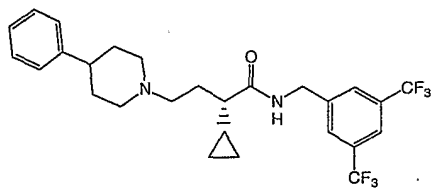


**EXAMPLE XI-23**

5

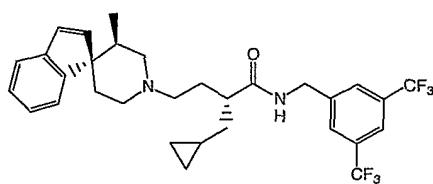
10

15



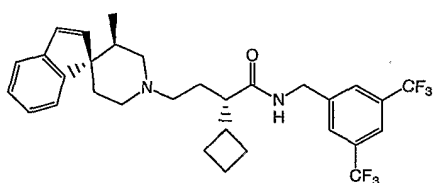
**EXAMPLE XI-24**

5



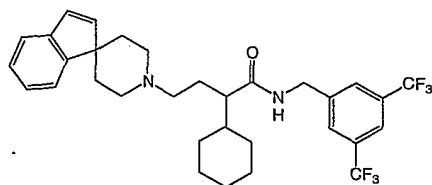
10

**EXAMPLE XI-25**



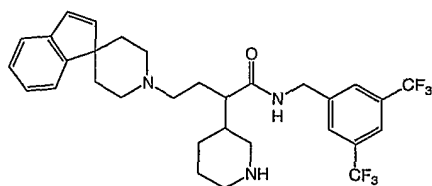
15

**EXAMPLE XI-26**

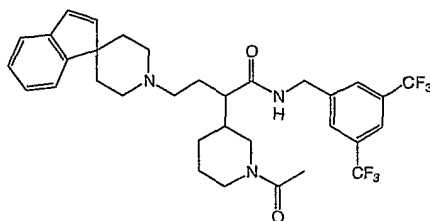


20

**EXAMPLE XI-27**

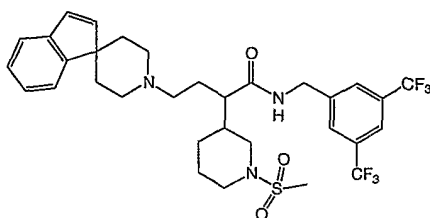


**EXAMPLE XI- 28**



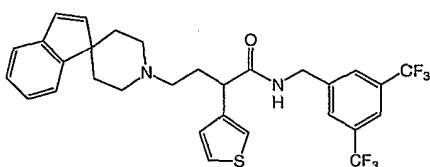
5

**EXAMPLE XI- 29**



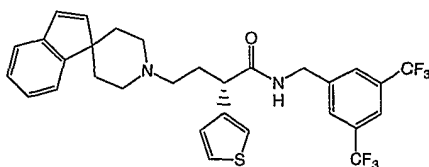
10

**EXAMPLE XI- 30**

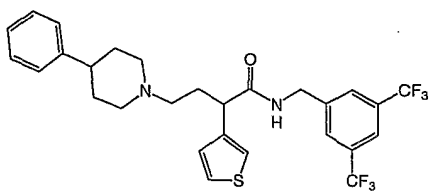


15

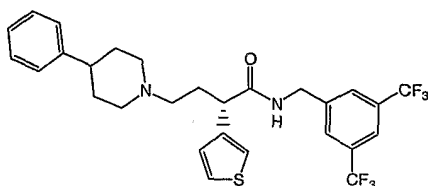
**EXAMPLE XI- 31**



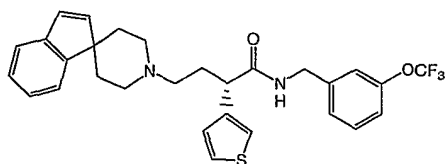
**EXAMPLE XI- 32**



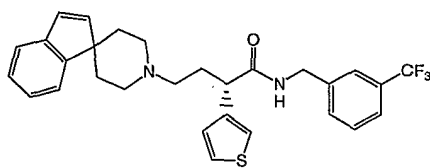
**EXAMPLE XI-33**



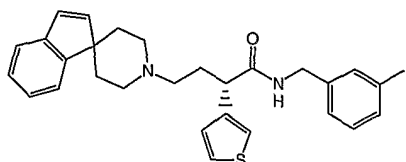
**EXAMPLE XI-34**



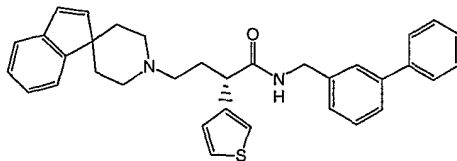
**EXAMPLE XI-35**



**EXAMPLE XI-36**

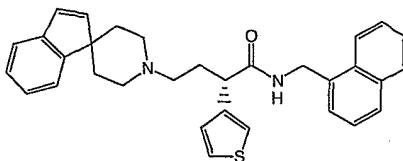


**EXAMPLE XI-37**



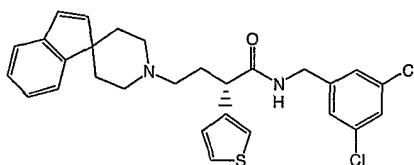
**EXAMPLE XI-38**

5



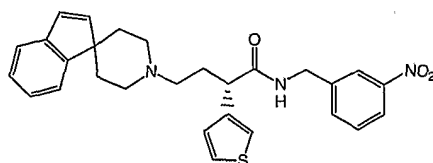
**EXAMPLE XI-39**

10



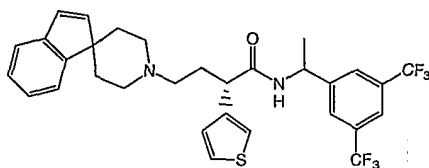
15

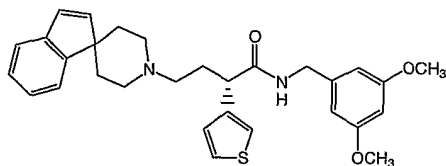
**EXAMPLE XI-40**



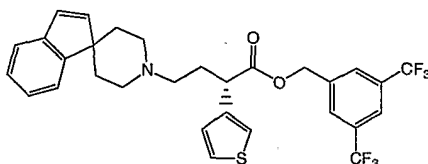
20

**EXAMPLE XI-41**

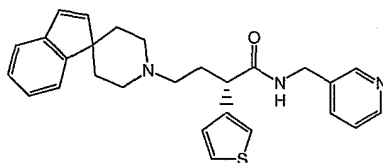


**EXAMPLE XI-42**

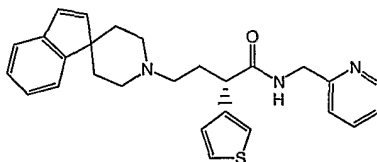
5

**EXAMPLE XI-43**

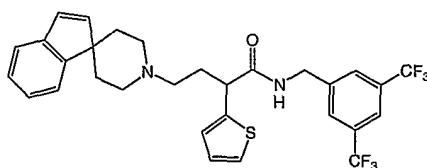
10

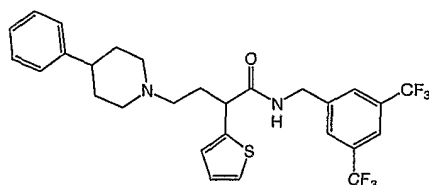
**EXAMPLE XI-44**

15

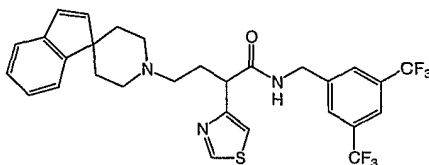
**EXAMPLE XI-45**

20

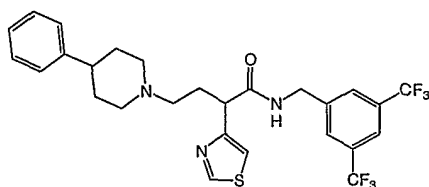
**EXAMPLE XI-46**

**EXAMPLE XI-47**

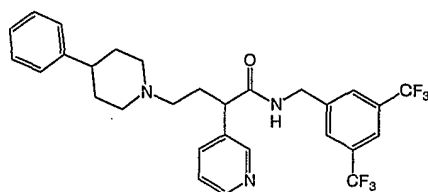
5

**EXAMPLE XI-48**

10

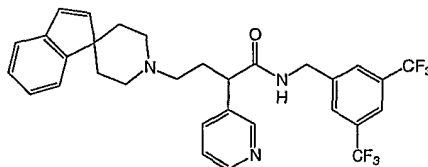
**EXAMPLE XI-49**

15

**EXAMPLE XI-50**

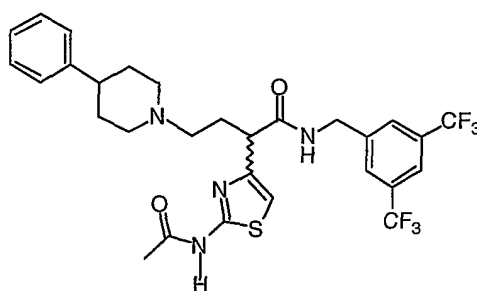
20

**EXAMPLE XI- 51**



5

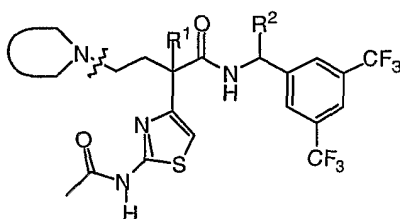
**EXAMPLE XI- 52**



10

**EXAMPLE XI 52A-N**

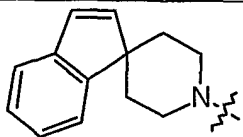
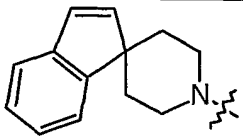
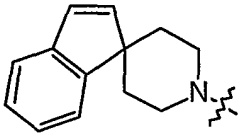
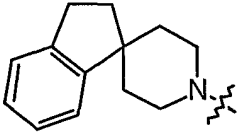
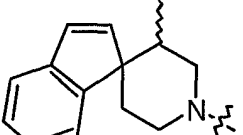
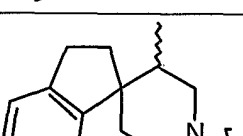
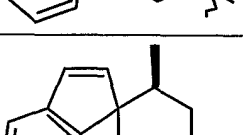
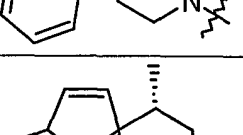
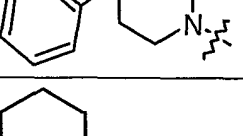

Examples XI-52 A through N, on Table 31, below, are based on the Formula:

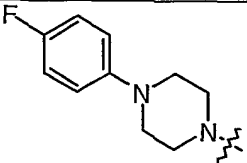
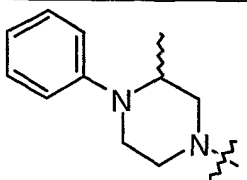
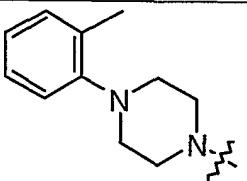


15

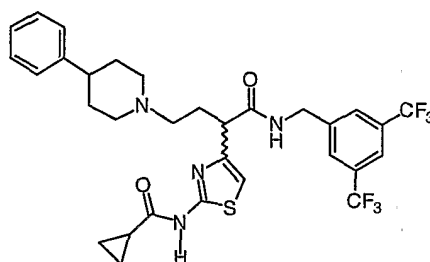
EXAMPLE	Amine	R1	R2	m/z (M+1)
XI-52A		H	H	631



IX-52B		H	H	637
IX-52C		H	Me	651
IX-52D		Me	H	651
IX-52E		H	H	639
IX-52F		H	H	651
IX-52G		H	H	653
IX-52H		H	H	651
IX-52I		H	H	651
IX-52J		H	H	537
IX-52K		H	H	539

IX-52L		H	H	632
IX-52M		H	H	628
IX-52N		H	H	628

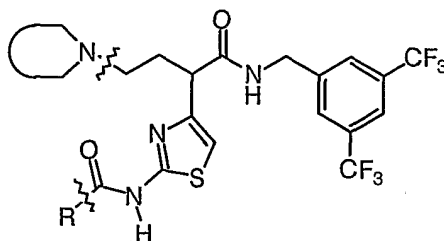
**EXAMPLE XI-53**



5

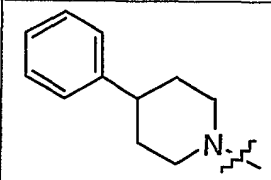
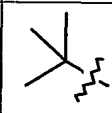
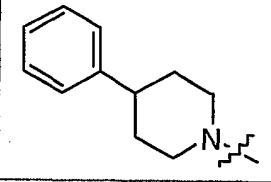
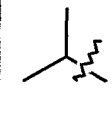
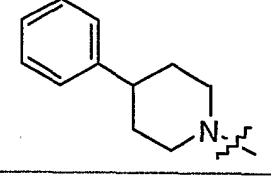
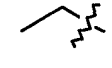
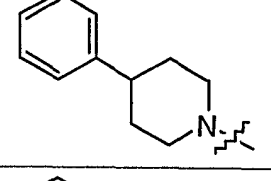
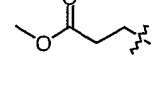
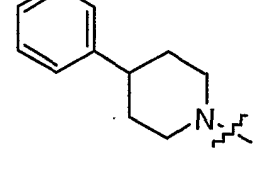
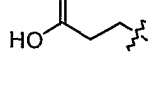
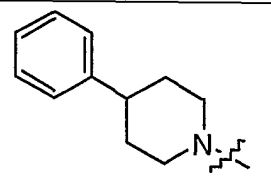
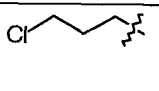
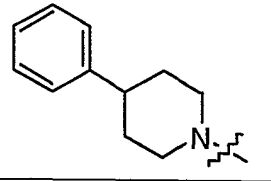
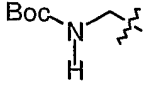
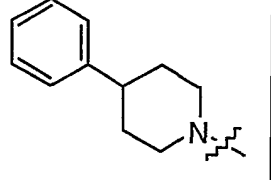
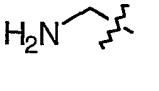
**EXAMPLES XI 54-70**

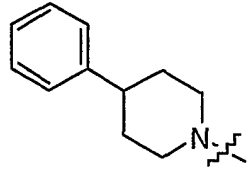
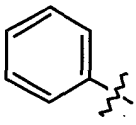
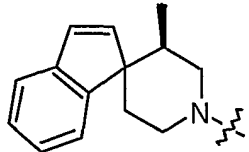

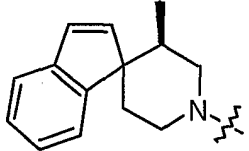

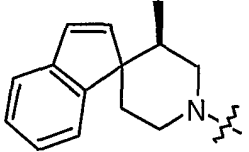

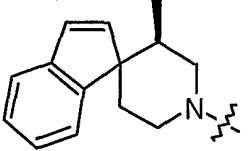
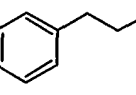
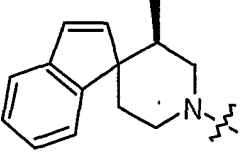
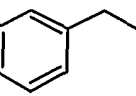
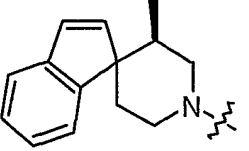
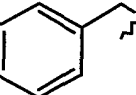
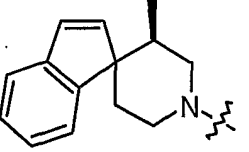
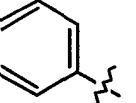
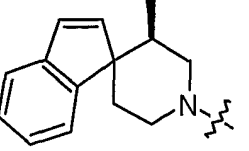
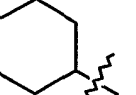
Examples XI-54 through XI-70, on Table 32, below, are based on the Formula:

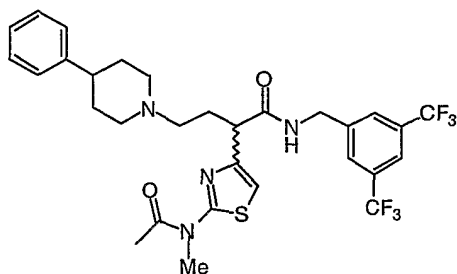


10

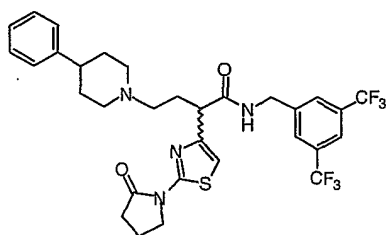
EXAMPLE	Amine	R	m/z (M+1)	Note
---------	-------	---	--------------	------

XI-54			655	
XI-55			641	
XI-56			627	
XI-57			685	
XI-58			671	From Hydrolysis of EXAMPLE XI- 57
XI-59			675/677	
XI-60			728	
XI-61			628	From TFA Treatment of EXAMPLE XI- 60

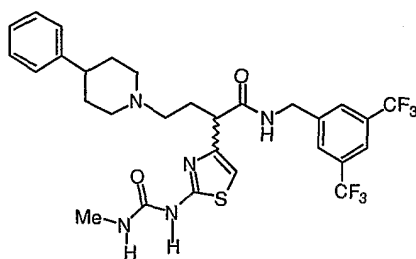
<p>XI-62</p>			<p>675</p>	
<p>XI-63</p>			<p>785</p>	
<p>XI-64</p>			<p>771</p>	
<p>XI-65</p>			<p>693 (hold)</p>	
<p>XI-66</p>			<p>755</p>	
<p>XI-67</p>			<p>741</p>	
<p>XI-68</p>			<p>727</p>	
<p>XI-69</p>			<p>713</p>	
<p>XI-70</p>			<p>719</p>	

**EXAMPLE XI-71**

5

**EXAMPLE XI-72**

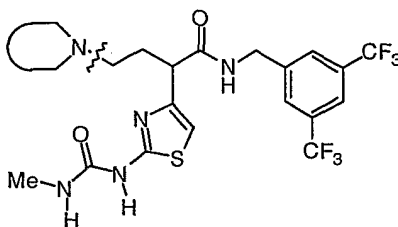
10

**EXAMPLE XI-73**

15

**EXAMPLES XI 74-79**

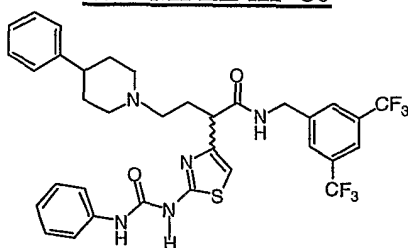
Examples XI-74 through XI-79, on Table 33, below, are based on the Formula:



5

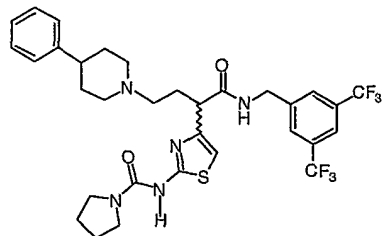
EXAMPLE	Amine	(M+1)	EX. XI-	Amine	(M+1)
XI-74		646	77		666
XI-75		637	78		552
XI-76		654	79		554

**EXAMPLE XI-80**



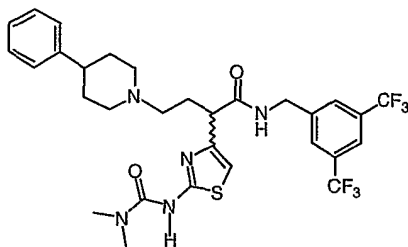
10

**EXAMPLE XI- 81**



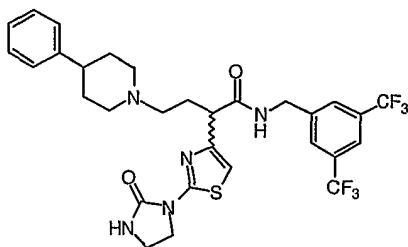
5

**EXAMPLE XI- 82**

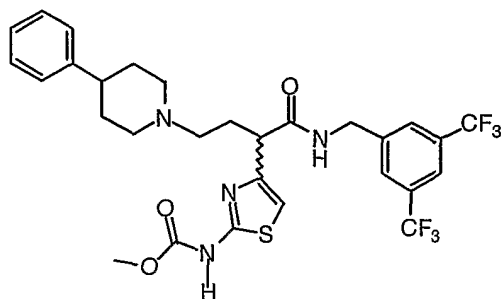


10

**EXAMPLE XI- 83**

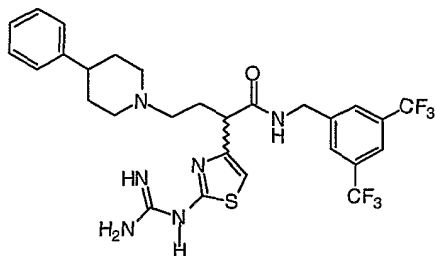


**EXAMPLE XI- 84**



15

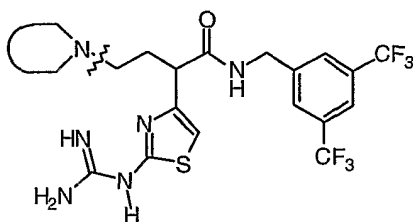
**EXAMPLE XI- 87**



5

**EXAMPLES XI 88-92**

Examples XI-88 through XI-92, on Table 34, below, are based on the Formula:

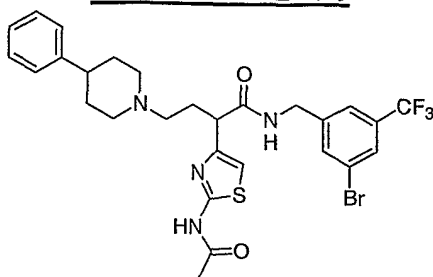


10

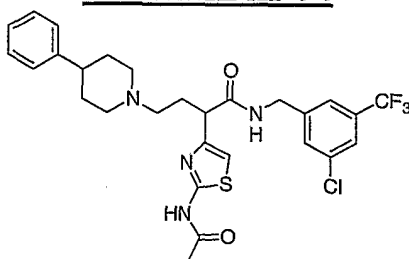
EX. XI-	Amine	(M+1)	EX. XI-	Amine	(M+1)
XI-88		631	91		632
XI-89		637	92		628
XI-90		628			



**EXAMPLE XI- 93**

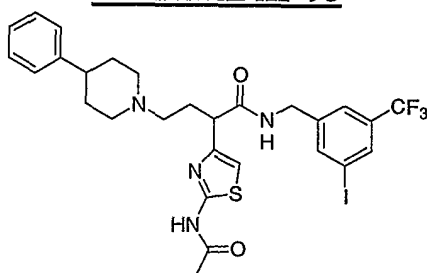


**EXAMPLE XI-94**



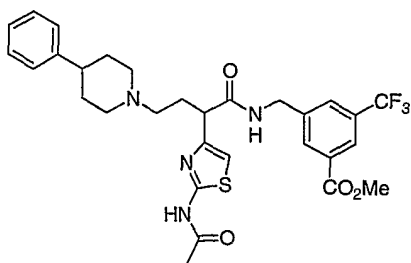
5

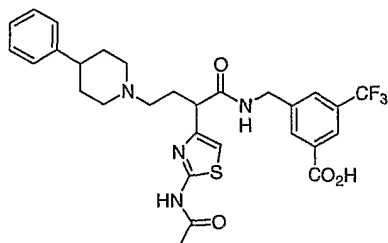
**EXAMPLE XI-95**



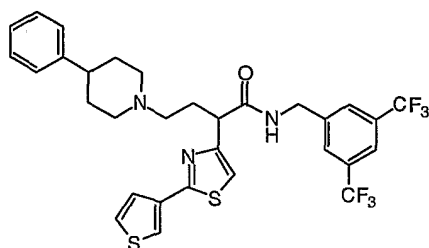
10

**EXAMPLE XI-96**

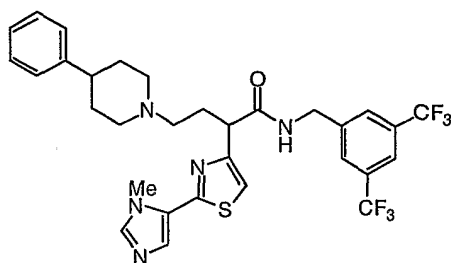


**EXAMPLE XI-97**

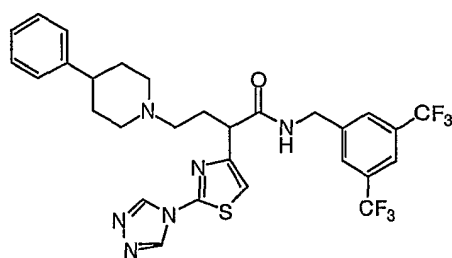
5

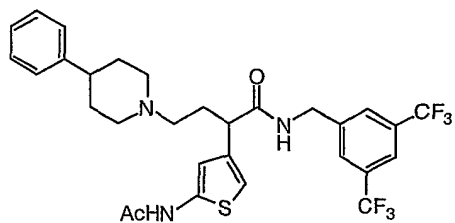
**EXAMPLE XI-98**

10

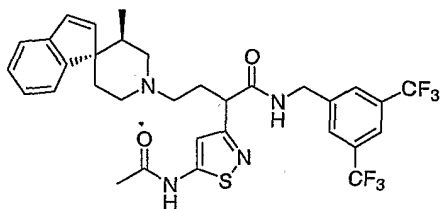
**EXAMPLE XI-99**

15

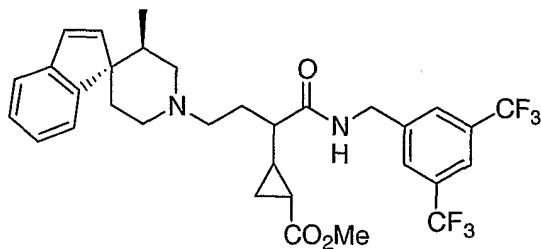
**EXAMPLE XI-111**

**EXAMPLE XI- 112**

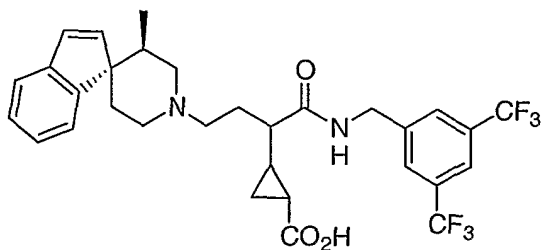
5

**EXAMPLE XI- 113**

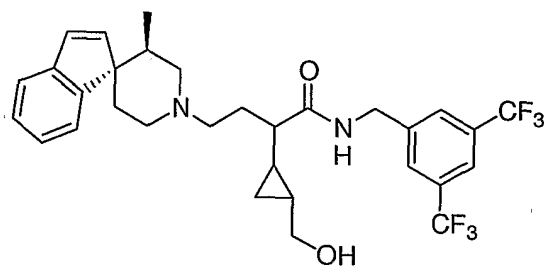
10

**EXAMPLE XI- 114**

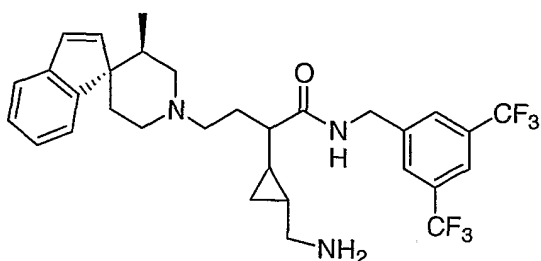
15

**EXAMPLE XI-115**

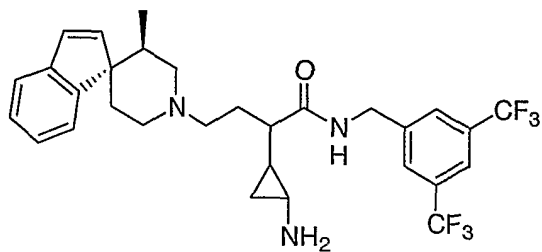
5

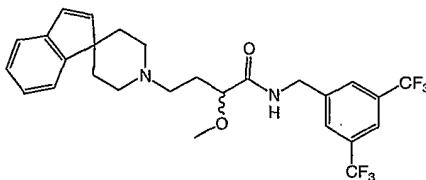
**EXAMPLE XI-116**

10

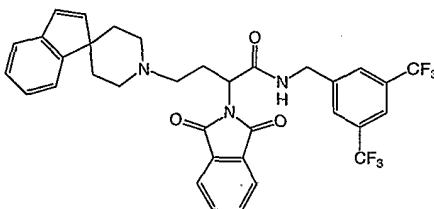
**EXAMPLE XI-117**

15

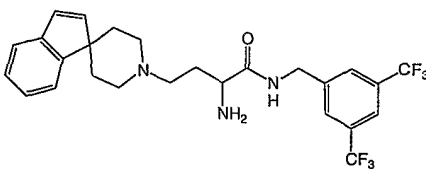
**EXAMPLE XI-118**

**EXAMPLE XI- 160**

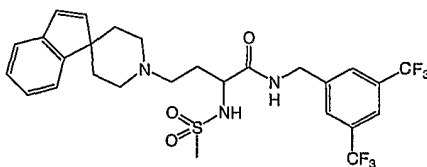
5

**EXAMPLE XI- 161**

10

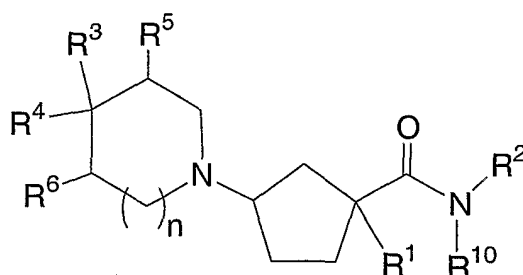
**EXAMPLE XI- 162**

15

**EXAMPLE XI- 163**

Additional CCR-2 antagonists useful in the methods of the invention include  
20 these of Formula XII:

## Formula XII



wherein:

5  $R^1$  is selected from:

hydrogen,

-C<sub>0-6</sub>alkyl-Y-(C<sub>1-6</sub>alkyl)-, and

-(C<sub>0-6</sub>alkyl)-Y-(C<sub>0-6</sub>alkyl)-(C<sub>3-7</sub>cycloalkyl)-(C<sub>0-6</sub>alkyl),

where Y is selected from:

10 a single bond, -O-, -S-, -SO-, -SO<sub>2</sub>-, and -NR<sup>10</sup>-,

and where the alkyl and the cycloalkyl are unsubstituted or substituted with 1-7 substituents where the substituents are independently selected from:

(a) halo,

(b) hydroxy,

15 (c) -O-C<sub>1-3</sub>alkyl, and

(d) trifluoromethyl,

(e) C<sub>1-3</sub>alkyl,

(f) -O-C<sub>1-3</sub>alkyl,

20 (g) -CO<sub>2</sub>R<sup>9</sup>, wherein R<sup>9</sup> is independently selected from: hydrogen, C<sub>1-6</sub> alkyl, C<sub>5-6</sub> cycloalkyl, benzyl or phenyl, which is unsubstituted or

substituted with 1-3 substituents where the substituents are independently selected from: halo, C<sub>1-3</sub>alkyl, C<sub>1-3</sub>alkoxy and trifluoromethyl,

(h) -CN,

(i) heterocycle,

25 (j) -NR<sup>9</sup>R<sup>10</sup>,

(k) -NR<sup>9</sup>COR<sup>10</sup>,

(l) -NR<sup>9</sup>SO<sub>2</sub>R<sup>10</sup>, and

(m) -CONR<sup>9</sup>R<sup>10</sup>;

30  $R^2$  is selected from:

(C<sub>0-6</sub>alkyl)-phenyl and (C<sub>0-6</sub>alkyl)-heterocycle,

where the alkyl is unsubstituted or substituted with 1-7 substituents where the substituents are independently selected from:

- (a) halo,
- (b) hydroxy,
- (c) -O-C<sub>1-3</sub>alkyl,
- (d) trifluoromethyl, and
- (e) -C<sub>1-3</sub>alkyl,

and where the phenyl and the heterocycle is unsubstituted or substituted with 1-5 substituents where the substituents are independently selected from:

- (a) halo,
- (b) trifluoromethyl,
- (c) trifluoromethoxy,
- (d) hydroxy,
- (e) C<sub>1-6</sub>alkyl,
- (f) C<sub>3-7</sub>cycloalkyl,
- (g) -O-C<sub>1-6</sub>alkyl,
- (h) -O-C<sub>3-7</sub>cycloalkyl,
- (i) -SCF<sub>3</sub>,
- (j) -S-C<sub>1-6</sub>alkyl,
- (k) -SO<sub>2</sub>-C<sub>1-6</sub>alkyl,
- (l) phenyl,
- (m) heterocycle,
- (n) -CO<sub>2</sub>R<sup>9</sup>,
- (o) -CN,
- (p) -NR<sup>9</sup>R<sup>10</sup>,
- (q) -NR<sup>9</sup>-SO<sub>2</sub>-R<sup>10</sup>,
- (r) -SO<sub>2</sub>-NR<sup>9</sup>R<sup>10</sup>, and
- (s) -CONR<sup>9</sup>R<sup>10</sup>;

R<sup>3</sup> is selected from:

(C<sub>0-6</sub>alkyl)-heterocycle,

where the alkyl is unsubstituted or substituted with 1-5 substituents where the substituents are independently selected from:

- (a) halo,

- (b) hydroxy,
- (c) -O-C<sub>1-3</sub>alkyl, and
- (d) trifluoromethyl,

and where the heterocycle is unsubstituted or substituted with 1-5 substituents where the substituents are independently selected from:

- (a) halo,
- (b) trifluoromethyl,
- (c) hydroxy,
- (d) C<sub>1-3</sub>alkyl,
- (e) -O-C<sub>1-3</sub>alkyl,
- (f) -CO<sub>2</sub>R<sup>9</sup>,
- (g) -CN,
- (h) -NR<sup>9</sup>R<sup>10</sup>, and
- (i) -CONR<sup>9</sup>R<sup>10</sup>;

R<sup>4</sup> is selected from:

- (a) hydrogen,
- (b) hydroxy,
- (c) C<sub>1-6</sub>alkyl,
- (d) C<sub>1-6</sub>alkyl-hydroxy,
- (e) -O-C<sub>1-3</sub>alkyl,
- (f) -CO<sub>2</sub>R<sup>9</sup>,
- (g) -CONR<sup>9</sup>R<sup>10</sup>, and
- (h) -CN;

or where R<sup>3</sup> and R<sup>4</sup> may be joined together to form a ring which is selected from:

- (a) 1H-indene,
- (b) 2,3-dihydro-1H-indene,
- (c) 2,3-dihydro-benzofuran,
- (d) 1,3-dihydro-isobenzofuran,
- (e) 2,3-dihydro-benzothiofuran, and
- (f) 1,3-dihydro-isobenzothiofuran,

or where R<sup>3</sup> and R<sup>5</sup> or R<sup>4</sup> and R<sup>6</sup> may be joined together to form a ring which is phenyl, wherein the ring is unsubstituted or substituted with 1-7 substituents where the substituents are independently selected from:



- 5
- (a) halo,
  - (b) trifluoromethyl,
  - (c) hydroxy,
  - (d) C<sub>1-3</sub>alkyl,
  - (e) -O-C<sub>1-3</sub>alkyl,
  - (f) -CO<sub>2</sub>R<sup>9</sup>,
  - (g) -CN,
  - (h) -NR<sup>9</sup>R<sup>10</sup>, and
  - (i) -CONR<sup>9</sup>R<sup>10</sup>;

10

R<sup>5</sup> and R<sup>6</sup> are independently selected from:

- 15
- (a) hydrogen,
  - (b) hydroxy,
  - (c) C<sub>1-6</sub>alkyl,
  - (d) C<sub>1-6</sub>alkyl-hydroxy,
  - (e) -O-C<sub>1-3</sub>alkyl,
  - (f) oxo, and
  - (g) halo;

20

R<sup>10</sup> is independently selected from:

hydrogen, C<sub>1-6</sub> alkyl, benzyl, phenyl, and C<sub>1-6</sub> alkyl-C<sub>3-6</sub> cycloalkyl,  
which is unsubstituted or substituted with 1-3 substituents where the substituents  
are independently selected from: halo, C<sub>1-3</sub>alkyl, C<sub>1-3</sub>alkoxy and  
trifluoromethyl;

25

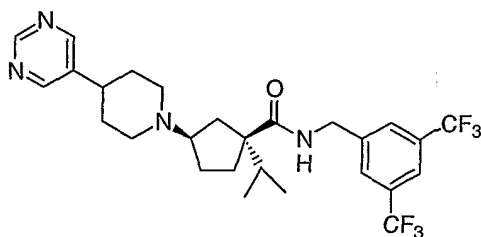
n is an integer which is 0 or 1;

and pharmaceutically acceptable salts thereof and individual diastereomers thereof.

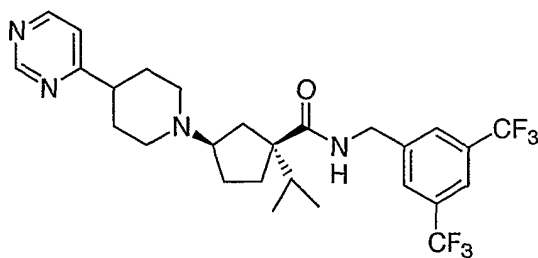
**Formula XII Compounds – Examples**

Examples of the compounds of Formula XIII include the following:

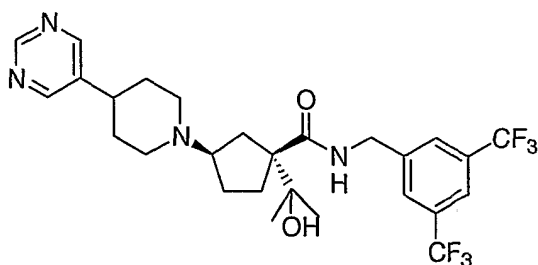
5

**EXAMPLE XII-1**

10

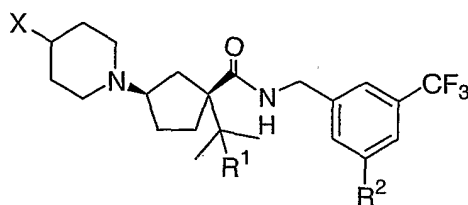
**EXAMPLE XII-2**

15

**EXAMPLE XII-3**

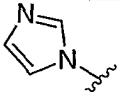
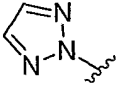
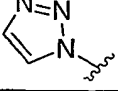
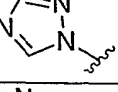
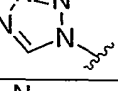
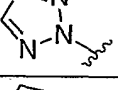
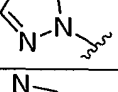
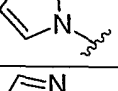
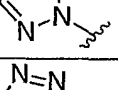
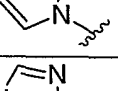
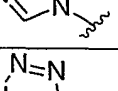
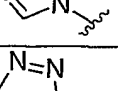
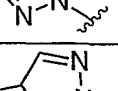
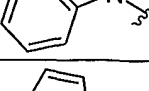
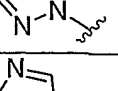
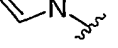
**EXAMPLES XII 1- 3**

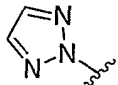
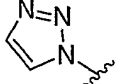
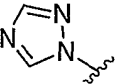
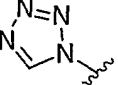
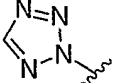
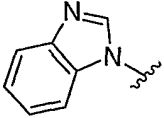
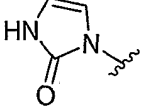
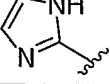
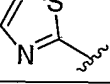
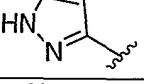
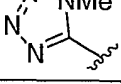
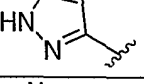
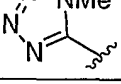
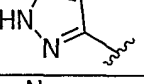
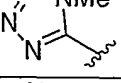
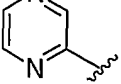
Examples XII-4 through XII-62, on Table 35, below, are based on the Formula:

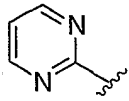
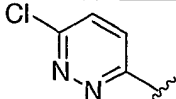
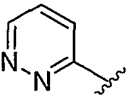
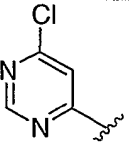
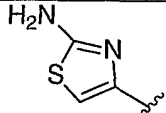
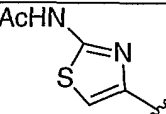
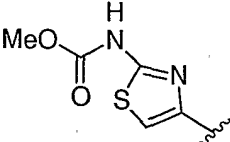
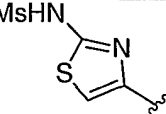
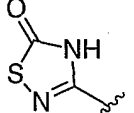
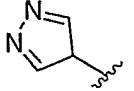
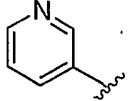
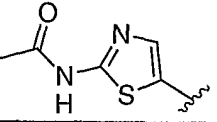
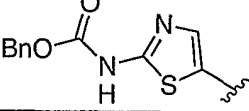


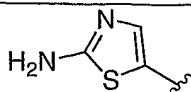
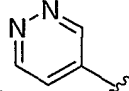
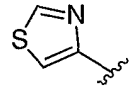
5

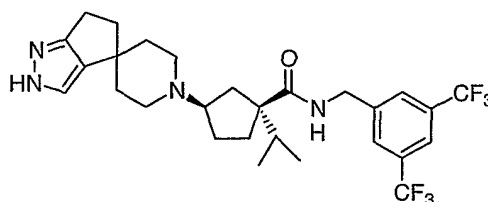
Example	X	R <sup>1</sup>	R <sup>2</sup>	Calc. MW	Observed M+H by ESI-MS
XII-4		H	CF <sub>3</sub>	531	532
XII-5		H	CF <sub>3</sub>	531	532
XII-6		H	CF <sub>3</sub>	531	532
XII-7		H	CF <sub>3</sub>	532	533
XII-8		H	CF <sub>3</sub>	532	533
XII-9		H	CF <sub>3</sub>	546	547
XII-10		H	CF <sub>3</sub>	530	531
XII-11		H	CF <sub>3</sub>	529	530
XII-12		H	CF <sub>3</sub>	530	531
XII-13		H	CF <sub>3</sub>	531	532
XII-14		OH	CF <sub>3</sub>	546	547

XII-15		OH	CF <sub>3</sub>	546	547
XII-16		OH	CF <sub>3</sub>	547	548
XII-17		OH	CF <sub>3</sub>	547	548
XII-18		OH	CF <sub>3</sub>	547	548
XII-19		OH	CF <sub>3</sub>	548	549
XII-20		OH	CF <sub>3</sub>	548	549
XII-21		H	F	480	481
XII-22		H	F	480	481
XII-23		H	F	481	482
XII-24		H	F	481	482
XII-25		H	F	481	482
XII-26		H	F	482	483
XII-27		H	F	482	483
XII-28		H	CF <sub>3</sub>	580	581
XII-29		OH	F	496	497
XII-30		OH	F	496	497

XII-31		OH	F	497	498
XII-32		OH	F	497	498
XII-33		OH	F	497	498
XII-34		OH	F	498	499
XII-35		OH	F	498	499
XII-36		H	CF <sub>3</sub>	580	581
XII-37		H	CF <sub>3</sub>	546	547
XII-38		H	CF <sub>3</sub>	530	531
XII-39		H	CF <sub>3</sub>	547	548
XII-40		H	CF <sub>3</sub>	530	531
XII-41		OH	CF <sub>3</sub>	562	563
XII-42		H	F	480	481
XII-43		H	F	496	497
XII-44		OH	F	496	497
XII-45		OH	F	512	513
XII-46		H	CF <sub>3</sub>	542	543

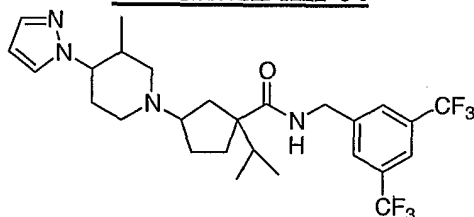
XII-47		H	CF <sub>3</sub>	542	543
XII-48		H	CF <sub>3</sub>	577	578
XII-49		H	CF <sub>3</sub>	542	543
XII-50		H	CF <sub>3</sub>	577	578
XII-51		H	CF <sub>3</sub>	562	563
XII-52		H	CF <sub>3</sub>	604	605
XII-53		H	CF <sub>3</sub>	620	621
XII-54		H	CF <sub>3</sub>	640	641
XII-55		H	CF <sub>3</sub>	564	565
XII-56		H	CF <sub>3</sub>	530	531
XII-57		H	CF <sub>3</sub>	541	542
XII-58		H	CF <sub>3</sub>	604	605
XII-59		H	CF <sub>3</sub>	696	697

XII-60		H	CF <sub>3</sub>	562	563
XII-61		H	CF <sub>3</sub>	542	543
XII-62		H	CF <sub>3</sub>	547	548

**EXAMPLE XII-63**

5

10

**EXAMPLE XII-64**

15 The subject treated in the present methods is generally a mammal, preferably a human being, male or female, in whom antagonism of CCR2 receptor activity for treating neuropathic pain is desired. The term "therapeutically effective amount" means the amount of the subject compound that will elicit the biological or medical response of a tissue, system, animal or human that is being sought by the researcher, veterinarian, medical doctor or other clinician. As used herein, the term "treatment" refers both to the treatment and to the prevention

or prophylactic therapy of the mentioned conditions, particularly in a patient who is predisposed to such disease or disorder.

The term "composition" as used herein is intended to encompass a product comprising the specified ingredients in the specified amounts, as well as any product which results, directly or indirectly, from combination of the specified ingredients in the specified amounts. Such term in relation to pharmaceutical composition, is intended to encompass a product comprising the active ingredient(s), and the inert ingredient(s) that make up the carrier, as well as any product which results, directly or indirectly, from combination, complexation or aggregation of any two or more of the ingredients, or from dissociation of one or more of the ingredients, or from other types of reactions or interactions of one or more of the ingredients. Accordingly, the pharmaceutical compositions of the present invention encompass any composition made by admixing a compound of the present invention and a pharmaceutically acceptable carrier. By "pharmaceutically acceptable" it is meant the carrier, diluent or excipient must be compatible with the other ingredients of the formulation and not deleterious to the recipient thereof.

The terms "administration of" and or "administering a" compound should be understood to mean providing a compound of the invention or a prodrug of a compound of the invention to the individual in need of treatment.

Methods of the present invention include administration of a CCR-2 antagonist via oral, parenteral (e.g., intramuscular, intraperitoneal, intravenous, ICV, intracisternal injection or infusion, subcutaneous injection, or implant), by inhalation spray, nasal, vaginal, rectal, sublingual, or topical routes of administration and may be formulated, alone or together, in suitable dosage unit formulations containing conventional non-toxic pharmaceutically acceptable carriers, adjuvants and vehicles appropriate for each route of administration. In addition to the treatment of warm-blooded animals the compounds of the invention are effective for use in humans.

The pharmaceutical compositions for the administration of the compounds of this invention may conveniently be presented in dosage unit form and may be prepared by any of the methods well known in the art of pharmacy. All methods include the step of bringing the active ingredient into association with the carrier which constitutes one or more accessory ingredients.

In the treatment of conditions involving neuropathic pain an appropriate dosage level will generally be about 0.01 to 500 mg per kg patient body weight per day which can be administered in single or multiple doses. A suitable dosage level may be about 0.01 to 250 mg/kg per day, about 0.05 to 100 mg/kg per day, or about 0.1 to 50 mg/kg per day. Within this range the dosage may be 0.05 to 0.5, 0.5 to 5 or 5 to 50 mg/kg per day. For oral administration,



the compositions are preferably provided in the form of tablets containing 1.0 to 1000 milligrams of the active ingredient, particularly 1.0, 5.0, 10.0, 15.0, 20.0, 25.0, 50.0, 75.0, 100.0, 150.0, 200.0, 250.0, 300.0, 400.0, 500.0, 600.0, 750.0, 800.0, 900.0, and 1000.0 milligrams of the active ingredient for the symptomatic adjustment of the dosage to the patient to be treated. The  
5 compounds may be administered on a regimen of 1 to 4 times per day, preferably once or twice per day.

When treating conditions involving neuropathic pain, generally satisfactory results are obtained when the compounds of the present invention are administered at a daily dosage of from about 0.1 milligram to about 100 milligram per kilogram of animal body weight,  
10 preferably given as a single daily dose or in divided doses two to six times a day, or in sustained release form. For most large mammals, the total daily dosage is from about 1.0 milligrams to about 1000 milligrams, preferably from about 1 milligrams to about 50 milligrams. In the case of a 70 kg adult human, the total daily dose will generally be from about 7 milligrams to about 350 milligrams. This dosage regimen may be adjusted to provide the optimal therapeutic  
15 response.

It will be understood, however, that the specific dose level and frequency of dosage for any particular patient may be varied and will depend upon a variety of factors including the activity of the specific compound employed, the metabolic stability and length of action of that compound, the age, body weight, general health, sex, diet, mode and time of  
20 administration, rate of excretion, drug combination, the severity of the particular condition, and the host undergoing therapy.

25

## **BIOLOGICAL EXAMPLES**

### **EXAMPLE B-1: BINDING ASSAYS**

30

The utility of the compounds in accordance with the present invention as modulators of chemokine receptor activity may be demonstrated by methodology known in the art, such as the assay for chemokine binding as disclosed by Van Riper, et al., *J. Exp. Med.*, 177, 851-856 (1993) which may be readily adapted for measurement of CCR-2 binding.

Receptor affinity in a CCR-2 binding assay was determined by measuring inhibition of <sup>125</sup>I-MCP-1 to the endogenous CCR-2 receptor on various cell types including monocytes, THP-1 cells, or after heterologous expression of the cloned receptor in eukaryotic cells. The cells were suspended in binding buffer (50 mM HEPES, pH 7.2, 5 mM MgCl<sub>2</sub>, 1 mM CaCl<sub>2</sub>, and 0.50% BSA) with and added to test compound or DMSO and <sup>125</sup>I-MCP-1 at room temperature for 1 h to allow binding. The cells were then collected on GFB filters, washed with 25 mM HEPES buffer containing 500 mM NaCl and cell bound <sup>125</sup>I-MCP-1 was quantified.

In a chemotaxis assay chemotaxis was performed using T cell depleted PBMC isolated from venous whole or leukophoresed blood and purified by Ficoll-Hypaque centrifugation followed by rosetting with neuraminidase-treated sheep erythrocytes. Once isolated, the cells were washed with HBSS containing 0.1 mg/ml BSA and suspended at 1x10<sup>7</sup> cells/ml. Cells were fluorescently labeled in the dark with 2 μM Calcein-AM (Molecular Probes), for 30 min at 37° C. Labeled cells were washed twice and suspended at 5x10<sup>6</sup> cells/ml in RPMI 1640 with L-glutamine (without phenol red) containing 0.1 mg/ml BSA. MCP-1 (Peptotech) at 10 ng/ml diluted in same medium or medium alone were added to the bottom wells (27 μl). Monocytes (150,000 cells) were added to the topside of the filter (30 μl) following a 15 min preincubation with DMSO or with various concentrations of test compound. An equal concentration of test compound or DMSO was added to the bottom well to prevent dilution by diffusion. Following a 60 min incubation at 37° C, 5 % CO<sub>2</sub>, the filter was removed and the topside was washed with HBSS containing 0.1 mg/ml BSA to remove cells that had not migrated into the filter. Spontaneous migration (chemokinesis) was determined in the absence of chemoattractant

In particular, useful compounds have activity in binding to the CCR-2 receptor in the aforementioned assays, with an IC<sub>50</sub> of less than about 1 μM. Such a result is indicative of the intrinsic activity of the compounds in use as modulators of chemokine receptor activity.

The animal studies described in the examples which follow establish that CCR-2 plays a significant role in neuropathic nociception.

### EXAMPLE B-2: ANIMALS USED IN STUDIES

**Mice** - Mice lacking CCR2 (CCR 2  $-/-$ ) were generated by homologous recombination. Both CCR2  $-/-$  and wild-type mice were of the genetic background C57BL/6Jx129P3/J (Taconic). The  
5 CCR2  $-/-$  mouse was a random intercross on the C57BL/6x129/Ola background, and wild-type mice were of the genetic background C57BL/6x129SvEvTacF1 (Taconic).

**Rats** – Certain studies (as specified below) employed male Sprague-Dawley rats (Taconic, Germantown, N.Y.) weighing 200-300 grams. Other studies (specified below) employed Male Sprague-Dawley rats (Charles River, Kent, UK) weighing 145-160 g. Finally, the post-herpetic  
10 neuralgia model employed male Wistar rats (Charles River) weighing 200-300 g.

### EXAMPLE B-3: TEST METHODS, PROCEDURES AND APPARATUS

#### MOUSE STUDIES

15

*Rota-Rod:* Mice were trained on the rota-rod for 3 minutes at a speed of 10 rpm. For testing, the speed was set at 10 rpm for 60 seconds and subsequently accelerated to 600rpm. The time taken for mice to fall after the beginning of the acceleration was recorded.

*Hot plate:* Mice were habituated to the hot-plate apparatus with temperature set  
20 at 45°C for 2 minutes. Subsequently, mice were placed on the hot-plate and the temperature was sequentially changed to 52.5 and 55.5°C (cut off set up at 30 seconds) each and then to 58.5°C (cut off set up at 20 seconds). The time when mice either licked their paws or jumped was recorded.

*Formalin Test:* For 4 days prior to testing, mice were acclimated for 2 hours  
25 every day on the test platform. On the day of study, mice were placed for 1 hour on the test platform, and subsequently were administered 10  $\mu$ l of 2% formalin in the plantar surface of the left paw. The time mice spent either licking or lifting the injected paw was recorded over 2-minute periods at 5-minute intervals for 50 minutes. Following formalin injection, mice displayed a biphasic response. Phase 1 (0-10 min post-injection) is considered to reflect acute  
30 pain, whereas phase 2 (10-50 min post-injection) reflects chronic, inflammatory pain. The

formalin test: a quantitative study of the analgesic effects of morphine, meperidine, and brain stem stimulation in rats and cats. *Pain*. 1977 Dec;4(2):161-74)

To quantify the magnitude of the inflammatory response, paw diameters were measured with calipers 90 minutes after formalin injection.

5            *MCP-1 Intraplantar Test:* To investigate if MCP-1 evokes hyperalgesia, MCP-1 (150 or 500 ng in 5  $\mu$ l, Research Diagnostics Inc, Flanders, NJ) was injected subcutaneously and mechanical sensitivity assessed with von Frey filaments at various times after MCP-1 administration.

10            *Thermal and Mechanical Stimulation Tests:* Thermal sensitivity was assessed by measuring paw withdrawal latencies to a radiant heat stimulus (Hargreaves K, Dubner R, Brown F, Flores C, Joris J. A new and sensitive method for measuring thermal nociception in cutaneous hyperalgesia. *Pain*. 1988 Jan;32(1):77-88.) Mechanical sensitivity was determined with calibrated von Frey filaments using the up-and-down paradigm. (Chaplan SR, Bach FW, Pogrel JW, Chung JM, Yaksh TL. Quantitative assessment of tactile allodynia in the rat paw. *J Neurosci Methods*. 1994 Jul;53(1):55-63.)

15            *Complete Freund's Adjuvant:* Mice received a unilateral 30  $\mu$ l intraplantar injection of CFA (0.5 mg/ml, Sigma, St. Louis, MO) into the left paw. Thermal and mechanical paw thresholds were determined before and up to 2 weeks after CFA administration.

20            *Nerve injury:* Mice were anesthetized with a mixture of ketamine (50 mg/kg, i.m., Pfizer Animal Health) and medetomidine (1 mg/kg, i.m., Pfizer Animal Health). An incision was made just below the hip bone, parallel to the sciatic nerve. The nerve was exposed, and any adhering tissue removed from the nerve. A tight ligature with 6-0 silk suture thread around 1/3 to 1/2 of the diameter of the sciatic nerve was made. Muscles were closed with suture thread and the wound with wound clips. The response of the mice to mechanical

25            stimulation was tested before and up to 15 days after nerve injury. Mechanical sensitivity was determined with calibrated von Frey filaments.

*Intragastrical administration by gavage:* Compound and vehicle were given via a 18G Gavage needle at 0.2 ml/30g of the mouse body weight.

30            *Real-time PCR analysis:* Real-time PCR was used to assess CCR2 mRNA regulation after injury. Various tissues were dissected ipsilateral to the injury (plantar paw skin, sciatic nerve, DRG: L4, L5 and L6 and lumbar spinal cord) in naïve mice, in mice 2 days after

CFA administration and in sciatic nerve ligated mice 2, 4 and 7 days, and 2, 3 and 4 weeks after ligation. Tissues were homogenized using a polytron in Ultraspec reagent (Biotecx Laboratories Inc, Houston, TX). RNA was isolated using Ultraspec RNA isolation system according to the manufacturer's protocol. mRNA was isolated using Qiagen oligotex kit (Valencia, CA). Reverse transcription (RT) was performed in a 100 µl reaction mixture containing 1x RT-PCR buffer, 5.5 mM MgCl<sub>2</sub>, 500 µM dNTP Mix, 2.5 µM random hexamers, 0.8 units of RNase inhibitor and 3.75 units of multiscribe RTase (Applied Biosystem, Foster City, CA). The reaction mixture was incubated for 10 minutes at 25°C, then 30 minutes at 48°C and at 95°C for 5 minutes and then stored at -20°C until further PCR analysis.

*Real-time quantitative PCR:* Quantitation of mRNA for CCR2 and GAPDH was performed using an Applied Biosystems (Foster City, CA) PRISM 7700 sequence detection system. Samples of cDNA from control, inflamed and neuropathic groups or samples from neuropathic groups at different times were analyzed simultaneously by real-time PCR, with each sample run in duplicate. The PCR mixture was prepared using the multiplex real-time PCR protocol according to the manufacturer's instructions and the PCR and data analysis were run using the system software. Five µl of RT product for each sample was used as the template in a 50 µl reaction mixture. The primers and the TaqMan probe for CCR2 were as follows: 5'-AACAGTGCCCAGTTTTCTATAGG-3', 5'-CGAGACCTCTTGCTCCCCA-3' and 5'-6FAM-ACAGCAGATCGAGTGAGCTCTACATTCCTCC-TAMRA-3'. The primers and TaqMan probe for GAPDH were as follows: 5'-TGCACCACCAACTGCTTAG-3', 5'-GGATGCAGGGATGATGTTC-3' and 5'-VIC-CAGAAGACTGTGGATGGCCCCCTC-TAMRA-3'. At the completion of the PCR reaction (total of 40 cycles), the amount of a target message in each sample was estimated from a threshold cycle number (Ct). Average Ct values were normalized to average Ct values for GAPDH mRNA from the same cDNA preparations. Results presented are expressed as fold increases over control values.

*Immunohistochemistry:* Mice were deeply anesthetized with sodium pentobarbital (100 mg/kg i.p.) and perfused through the ascending aorta with 4% formaldehyde (in 0.1 M phosphate buffer (PB), pH=7.4). The spinal cords, dorsal root ganglia, sciatic nerves and hind-paw skin were removed and placed in 4% formaldehyde for 4 hrs and then cryoprotected in 30% sucrose (in 0.1M PB). Tissues were sectioned (20-40 µm) on a freezing

microtome (Leica SM 2000R, Nussloch, Germany) and collected into 0.1 M PB. Sections were incubated for 60 minutes at room temperature in 3% normal goat serum in PB with 0.9% sodium chloride and 0.3% Triton-X. Sections were then incubated overnight in CCR2 antiserum at 1:400 (4.25 µg/ml). This antibody raised against the C-terminal part (365-373) was raised and tested in house on CCR2 and CCR5 transfected CHO cells via immunocytochemistry, and western blots. The antibody was shown to have minimal cross-reactivity to murine CCR5, and no reactivity to non-transfected CHO cells was observed. Moreover in CCR2 *-/-* mice tissues, no specific labeling was detected. After the primary antiserum incubation, tissue sections were washed 3 times in 0.1 M PB and then incubated in CY-2 or Cy-3™ conjugated goat anti-rabbit IgG (1:600 in 0.1 M PB; Jackson ImmunoResearch, West Grove, PA) for 2 hours at room temperature. The sections were washed 3 times in 0.1 M PB, mounted on gelatin-coated slides, dried, and coverslipped with DPX (Aldrich, Milwaukee, WI).

In order to identify CCR2 positive cells in the skin, DRG and sciatic nerve F4/80 (1:100; Serotec, Raleigh, NC) was used as a monocyte/macrophage marker. For cells expressing CCR2 in the spinal cord, either the neuronal markers, MAP-2 or synaptophysin, (both 1:200; Sigma, St Louis, Mo) or glial markers for astrocytes (GFAP: 1:20000, Sigma), oligodendrocytes (CNPase; 1:25, Chemicon, Temecula, CA) and microglia (OX-42 ; 1:4000; Cedarlane, Ontario, Canada) were used. Phospho p38 mitogen-activated protein kinase (pp38; 1:200, SantaCruz, CA) was used as a marker for glial activation. Double labeling studies with monoclonal antibodies in mouse spinal cord presented very poor staining therefore rat spinal cord was used for those studies (Fig.3 F-I). The secondary antibody was Cy-2™ conjugated goat anti-mouse IgG (1:600 in 0.1 M PB; Jackson ImmunoResearch).

### RAT STUDIES

Male Sprague-Dawley rats (Charles River, 145-160 g) were used in the paw pressure, hot plate and tail pinch rat models. Baselines values in each model were taken. Three baselines 20 min apart in hot plate (52.2 deg C) and two baselines 1 hr apart in tail pinch and paw pressure (Ugo Basile apparatus) tests were taken prior to compound administration (n=5 per group). CCR-2 Antagonist C was diluted in 5% EtOH: 95% water. The vehicle group received 5% EtOH: 95% Water. Diclofenac (30 mg/kg p.o., diluted in 0.5% methylcellulose) and

morphine (5 mg/kg s.c. diluted in saline) were used as the positive controls. All groups were dosed at 2ml/kg.

*Intragastrical administration by gavage:* Compound and vehicle were given via a 15G Gavage needle at 1 ml/100g of the rat body weight.

5 *Intrathecal administration by intrathecal catheter:* Using Hamilton syringe to inject each rat: 5  $\mu$ l compound or vehicle, 1  $\mu$ l air and 9  $\mu$ l vehicle.

*Complete Freund's Adjuvant (CFA):* Male Sprague-Dawley rats (Charles River) were injected with CFA (150  $\mu$ l) intraplantar into their left paw. This study included 3 groups: (1) CCR-2 Antagonist C at 3 mg/kg bid started 2 hours before CFA injection, (2) vehicle group and (3) CCR-2 Antagonist C at 10 mg/kg given on day 3 post-CFA (rats received vehicle on day 10 0-2)(n=6 per group). Rats were dosed for 3.5 days bid. Before the morning dose and two hours after it, weight bearing and paw size were measured. On the final day of the study (day 3 post-CFA) in addition to weight bearing, paw pressure threshold was also evaluated at 2 hr post dose.

*Carrageenan:* Male Sprague-Dawley rats (Charles River, 150-200 g) were 15 injected with carrageenan (5 mg in 150  $\mu$ l saline) intraplantar into their left paw. Three hours after carrageenan, their withdrawal latency to mechanical pressure was measured (Ugo Basile apparatus). Two measures were taken for each paw, 35 min apart. Rats were then dosed with the test compounds. At 1 and 2 hours after drug administration, their mechanical threshold was measured (n=8 per group), but if rats do not display hyperalgesia (i.e. threshold higher than 80% 20 of contralateral paw) they were not included in the results (hence n=6-7 per group).

*L5-L6 Spinal Nerve Ligation (Chung):* Male Sprague-Dawley rats (Taconic) were anesthetized with 2% gaseous isoflurane (For induction 3-5% and O<sub>2</sub> 500-700  $\mu$ l, for maintenance 2-3% and O<sub>2</sub> 400-500  $\mu$ l). Following dorsal skin incision and muscle separation, the posterior interarticular traverse process of L/S1 was exposed and carefully removed with a 25 micro Rongeur. The L5 and L6 spinal nerves were tightly ligated by a square knot with 6—0 silk thread. The muscles were closed with 4-0 absorbable sutures and the skin was closed with wound clips. Rats that exhibited motor deficiency (such as paw dragging) were excluded from further testing (less than 5% of the animals were excluded). Animals were pre-tested and non-sensitive rats (50% paw withdrawal threshold above 3 g) were also excluded from compound 30 testing. The results were expressed either as 50% paw withdrawal threshold, or in % maximal possible effect (MPE). MPE was calculated as follows:

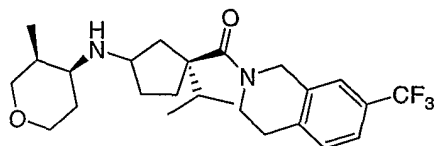
$$\%MPE = \frac{\text{Post-treatment value} - \text{Pretreatment value}}{\text{Pre-operation cut-off value} - \text{Pretreatment value}}$$

Pre-operation cut-off value is 15 grams.

5                    *Intrathecal catheterization.* After shaving the back of the head and neck, the rats were placed in a stereotaxic headholder with the head flexed forward. A 8-cm saline filled polyethylene tube (PE5) was placed into the subarachnoid space through a small puncture and threaded caudally so that the caudal tip rested on the rostral edge of the lumbar enlargement. The rats were allowed to recover for a minimum of 2-3 days prior to further study. Only animals  
10 exhibiting normal motor behavior upon recovery from anesthesia were employed in the study. Animals with impaired motor function (e.g. hind limb paralysis) were euthanized.

*Post-Herpetic Neuralgia:* Rats were injected subcutaneously in the footpad with approximately  $4 \times 10^6$  wild-type varicella zoster virus (VZV) cells/animal in 50  $\mu$ l PBS, as  
15 previously described (Fleetwood-Walker et al., 1999). Rats were tested for mechanical allodynia (von Frey filaments) and thermal hyperalgesia (Hargreaves' infra-red apparatus) ipsi- and contralateral side of the injection. Time course studies showed that allodynia developed within one week, peaked 4-7 weeks post-injection and rats recovered at 11-12 weeks. Gabapentin, Lamotrigine and Mexiletine (100 mg/kg, p.o.; used in the clinic for PHN) were used as positive  
20 controls. All drugs were administered 3-4 weeks post-VZV injection). Test compound was administered bid for 3 days.

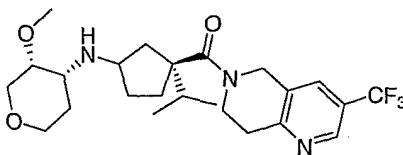
*Compounds:* A CCR-2 antagonist having the formula:



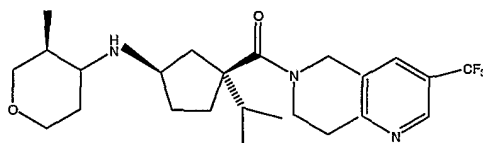
25

(CCR-2 Antagonist "A") was tested in the formalin test and the mouse nerve injury model. A second CCR-2 antagonist:





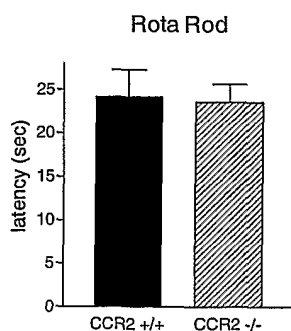
(CCR-2 Antagonist "B") was tested in the formalin test only. Both compounds were diluted in 5 0.5% methylcellulose and were dosed p.o. at a volume of 0.2 ml per 30g body-weight. For the formalin test, compounds were administered 60 min before the formalin injection. For the nerve injury model, Compound A was tested 4-5 days after surgery. A third CCR-2 antagonist having the formula:



10 (CCR-2 Antagonist "C") was tested in the rat nerve model, MCP-1 co-administration model, the carrageenan model and the CFA model. The compound was dissolved into ethanol/H<sub>2</sub>O=9/95 prior to testing.

#### **EXAMPLE B-4: MOUSE ROTA-ROD RESULTS**

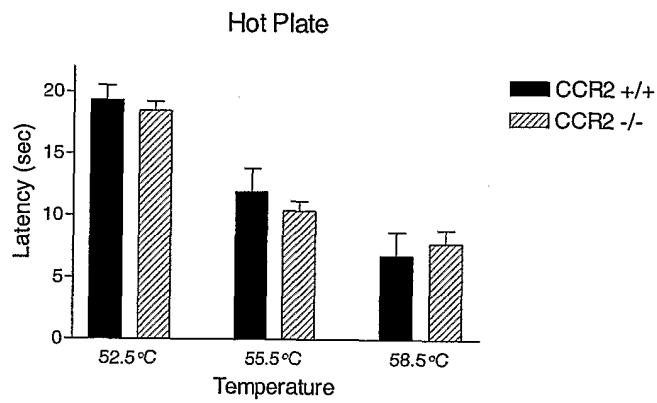
15 CCR2 <sup>-/-</sup> mice did not exhibit any impairment of motor coordination. Thus, retention times using the rota-rod test were 23.6 ± 2.4 seconds for CCR2 <sup>-/-</sup> mice and 24.1 ± 3.8 seconds for CCR2 <sup>+/+</sup> mice (t-test p=0.89, n=18-19/group).

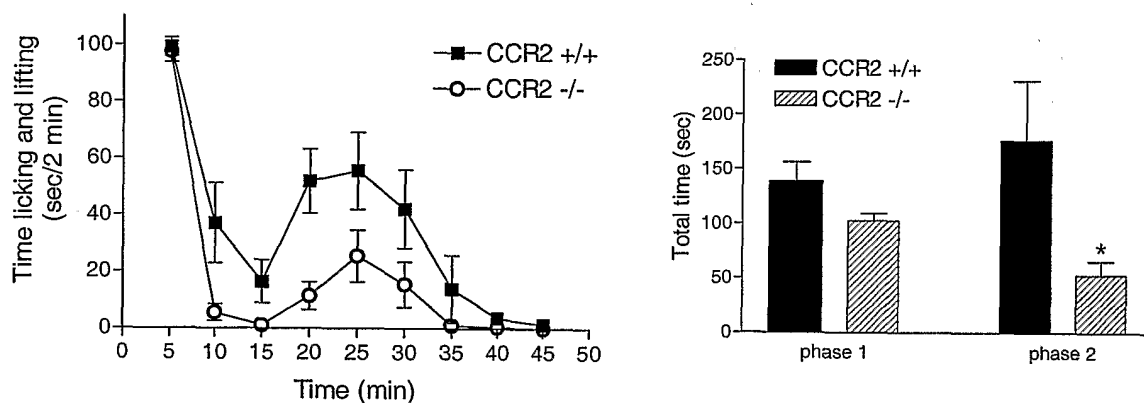


**EXAMPLE B-5: MOUSE ACUTE NOCICEPTION, HOT PLATE TEST RESULTS**

In the hot plate test no differences in latency period were found at the 3 tested temperatures (52.5, 55.5 and 58.5°C) between the 2 groups of mice.

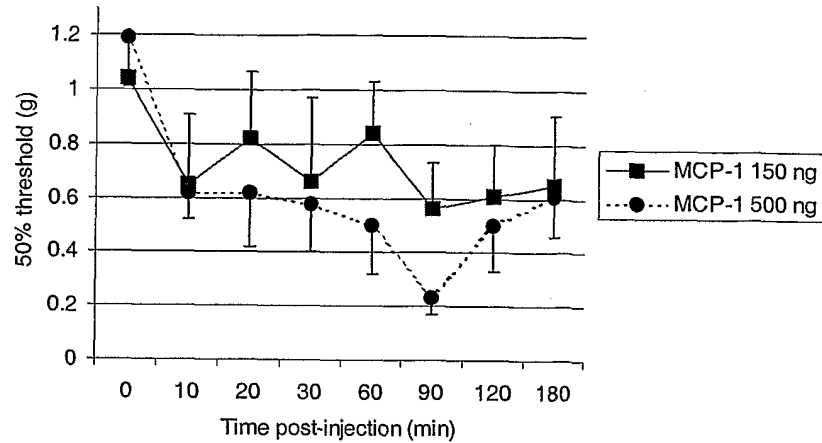
5



**EXAMPLE B-6: MOUSE FORMALIN TEST RESULTS**

CCR2  $-/-$  mice displayed a markedly attenuated behavior, compared with CCR2  $+/+$  mice, in their responses to formalin injection. Thus, phase 1 (0-10 minutes) responses were decreased by 24% in the CCR2  $-/-$  mice compared to the CCR2  $+/+$  mice and phase 2 (15-50 minutes) responses were significantly ( $p=0.0285$ ;  $n=9$ /group) decreased by 70% in the CCR2  $-/-$  mice compared to CCR2  $+/+$  mice. Paw edema, measured 90 minutes after formalin injection, was not different in the 2 groups.

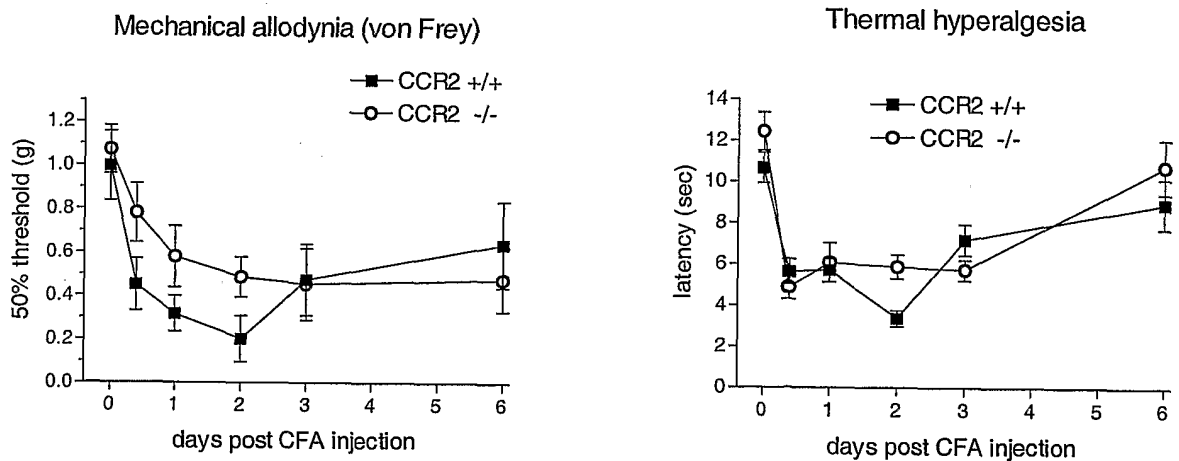
The effects of intraplantar injection of MCP-1 (150 and 500 ng) on mechanical allodynia were assessed in C57BL/6 mice. At a dose of 150 ng moderate allodynia (20-40% decrease in mechanical threshold) was observed. However, 500 ng of MCP-1 significantly decreased mechanical threshold (Kruskal-Wallis followed by Dunn's test,  $p<0.01$ ;  $n=7-9$ /group).



**EXAMPLE B-7: RAT PERSISTENT PAIN, CFA TEST RESULTS**

After inflammation induced by CFA administration, CCR2 knockout mice developed attenuated mechanical allodynia as compared to the wild type group (n=15-16/group).

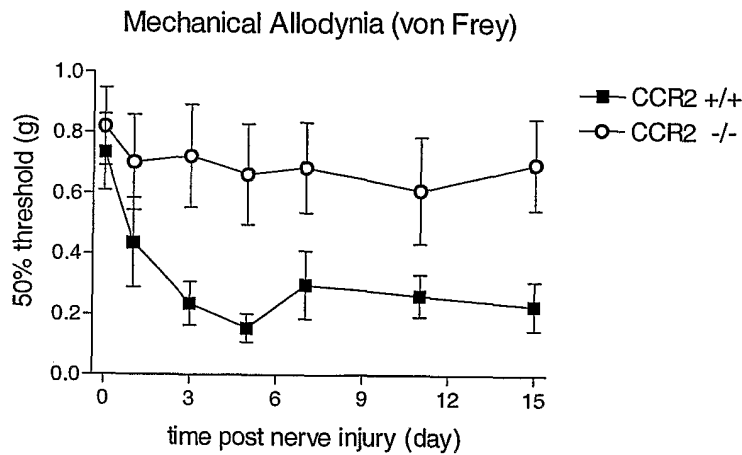
- 5 This decreased response (20-30%) was observed from 6 hours to 2 days after CFA. No differences between genotypes were evident in the development of thermal hyperalgesia.



Development of mechanical allodynia is characteristic of the response to nerve injury. CCR2 +/+ mice showed a significant (Kruskal-Wallis  $p < 0.001$ , followed by Dunn's test) decrease in mechanical threshold starting 3 days after surgery until the last time point tested, 2 weeks after the nerve ligation. In contrast, CCR2 -/- mice did not develop mechanical allodynia following partial sciatic nerve injury. Mechanical thresholds in CCR2

10

-/- mice were equivalent before and after nerve injury ( $p=0.96$ ). Furthermore, mechanical thresholds were significantly (Kruskal-Wallis followed by Dunn's test,  $p<0.001$  at day 3, 5,



7, 11 and 15) different between CCR2 -/- and CCR2 +/+ mice at all time points except baseline and day 1.

5

#### EXAMPLE B-8: MOUSE CCR2 mRNA REGULATION

Real time PCR was performed in various tissue after CFA and nerve injury of C57BL/6 mice. Basal levels of mCCR2 expression were detected as indicated by Ct values ranging from 33.7 to 28.2. A large increase in CCR2 mRNA expression was found in the paw skin following CFA injection, whereas levels in the sciatic nerve and spinal cord only increased two-fold. Following nerve injury, CCR2 mRNA up-regulation in the sciatic nerve and dorsal root ganglia was rapid, marked and sustained; in the paw skin there was a transient upregulation of CCR2 mRNA following ligation and no change was detected in the spinal cord.

10

15

CCR2 mRNA in various tissues during chronic pain states. Results are expressed as mean  $\pm$  s.d. fold over control:

	CFA	Nerve injury					
	2 days	2 days	4 days	1 week	2 weeks	3 weeks	4 weeks
Paw skin	21.1 ± 4.7	4.8 ± 0.2	2.8 ± 0.2	1.5 ± 0.1	1.9 ± 0.2	0.8 ± 0.1	1.0 ± 0.1
Sciatic nerve	2.4 ± 2.4	6.6 ± 0.1	8.3 ± 0.5	3.0 ± 0.7	5.0 ± 0.8	1.7 ± 0.1	3.4 ± 0.4
DRG	2.8 ± 0.4	5.4 ± 0.2	6.0 ± 0.6	4.3 ± 0.5	6.3 ± 0.0	3.2 ± 0.1	5.6 ± 0.5
Spinal cord	0.5 ± 0.1	1.4 ± 0.1	1.4 ± 0.1	1.1 ± 0.7	0.5 ± 0.1	0.9 ± 0.1	0.6 ± 0.1

### **EXAMPLE B-9: MOUSE CCR2 PROTEIN DISTRIBUTION AFTER CHRONIC INJURY**

5 In the absence of inflammation or injury, only a few or no CCR2-like immunoreactive (-LI) monocytes/macrophages were observed. Consistent with the PCR data, in the CFA-inflamed paw skin, numerous monocytes/macrophages were CCR2 positive in the dermis and around blood vessels. Macrophages were identified by immunoreactivity for F4/80; about 2/3 of the F4/80 positive cells were CCR2 positive. No CCR2 positive cells in the skin were detected one week following nerve injury. In the sciatic nerve, after CFA a few CCR2 positive macrophages were present in the perineurium only, whereas in the neuropathic model, numerous macrophages were detected not only in the neuroma but also distant from the neuroma, in the perineurium as well as the endoneurium. In the DRG, as observed in the sciatic nerve, a few CCR2-LI cells were detected in response to CFA administration. In contrast, and consistent with PCR data, 15 numerous CCR2-LI macrophages were present after nerve injury both in the perineurium and surrounding neuronal cells. In the spinal cord following nerve injury cells staining positive for CCR2 were identified as microglia (double labeled with OX-42). CCR2-LI cells did not double label for neuronal, astrocytes or oligodendrocyte markers. No CCR2-LI staining was detected on neurons in either the DRGs or the spinal cord.

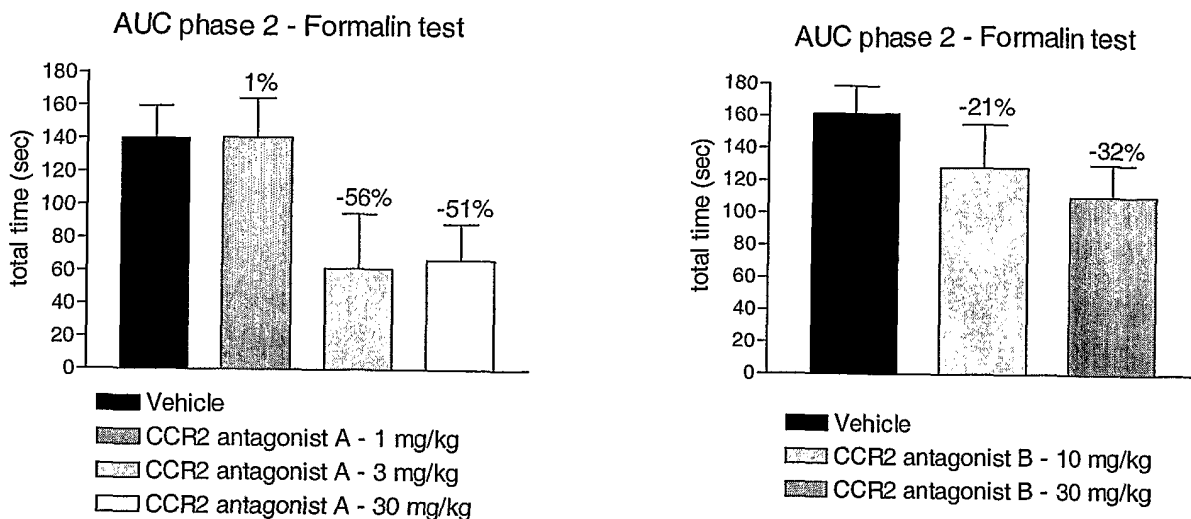
20 Since microglia were shown to express CCR2 in the spinal cord and as glial cells reportedly are activated during chronic pain states, astrocytes and microglia were compared in the CCR2  $-/-$  and CCR2  $+/+$  mice one week after partial nerve ligation. The number of astrocytes in the superficial laminae of the spinal cord was reduced in CCR2  $-/-$  as compared to CCR2  $+/+$  mice. Furthermore, activated p38 mitogen-activated protein kinase, as detected with a phospho-specific p38 antibody, was at lower levels in microglia of the CCR2 knockout mice as 25 compared to the wild-type.

**EXAMPLE B-10: CCR-2 ANTAGONIST IN MOUSE, FORMALIN**

CCR-2 Antagonist A significantly decreased mouse pain behavior in the formalin test (50% at 3 mg/kg p.o.). CCR-2 Antagonist B decreased pain behavior in the formalin test  
5 (30% at 30 mg/kg p.o.).

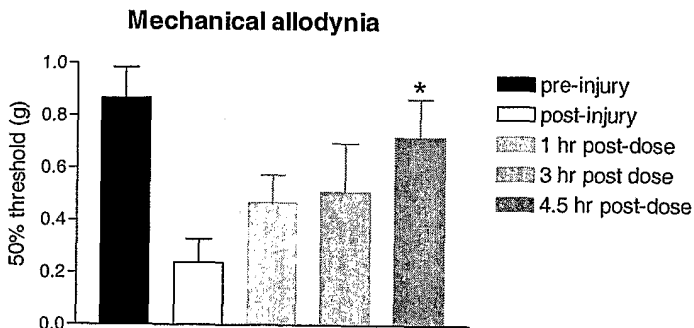
More specifically, CCR-2 Antagonist A had no effect on phase 1, but significantly decreased phase 2 times at 3 and 30 mg/kg. (ANOVA  $p=0.0182$ , followed by a Dunnett's test,  $n=5-7$ /group). No difference with the vehicle group was observed at 1 mg/kg. CCR-2 Antagonist B decreased phase 2 by 20% at 10 mg/kg and by 30% at 30 mg/kg.

10



**EXAMPLE B-11: CCR-2 ANTAGONIST IN MOUSE, NEUROPATHIC PAIN**

Compound A at 30 mg/kg p.o. reversed mechanical allodynia in mouse induced by nerve injury (Kruskal-Wallis  $p=0.0136$ , followed by a Dunn's test,  $p<0.05$  at 4.5 hr time point,  $n=10$ ).



5

**EXAMPLE B-12: MCP-1 UPREGULATION (IN SPINAL CORD, DRG)**

The following experiments show that MCP-1 mRNA was persistently upregulated in the spinal cord 8-16 fold starting 2 days post spinal nerve ligation. In addition a CCR2 mRNA was persistently upregulated in the spinal cord 6-10 fold starting 2 days post spinal nerve ligation.

*Spinal nerve ligation and drug administration:* Male Sprague-Dawley rats (Taconic). Spinal nerve ligation (SNL) injury was induced using the procedure of Kim and



Chung (Kim and Chung, 1992). Anesthesia was induced with 2% gaseous isoflurane (For induction 3-5% and O<sub>2</sub> 500-700  $\mu$ l, for maintenance 2-3% and O<sub>2</sub> 400-500  $\mu$ l). Following dorsal skin incision and muscle separation, the posterior interarticular transverse process of L/S1 was exposed and carefully removed with a micro Rongeur. The L5 and L6 spinal nerves were tightly ligated by a square knot with 6--0 silk thread. The muscles were closed with 4-0 absorbable sutures and the skin was closed with wound clips. Rats that exhibited motor deficiency (such as paw dragging) or failure to exhibit subsequent tactile allodynia were excluded from further testing (less than 5% of the animals were excluded). Sham control rats underwent the same operation and handling as the experimental animals but without spinal nerve ligation.

*Tissue dissection and RNA preparation:* Rat dorsal root ganglia (DRG) and spinal cord were dissected and rapidly frozen in liquid nitrogen. The spinal cord tissue was then partially thawed and further dissected on an ice-cold metal plate. Total RNA from each sample was prepared using Trizol™ (Life Technologies, Gaithersburg, MD), followed by RNEasy™ (Qiagen, Hilden Germany). RNA samples were analyzed by denatured gel electrophoresis. In addition, total RNA quality was assessed by capillary electrophoresis (Bioanalyzer 2100 Agilent, Palo Alto, CA) to ensure that the 28S:18S rRNA ratio was >1.0 for each sample.

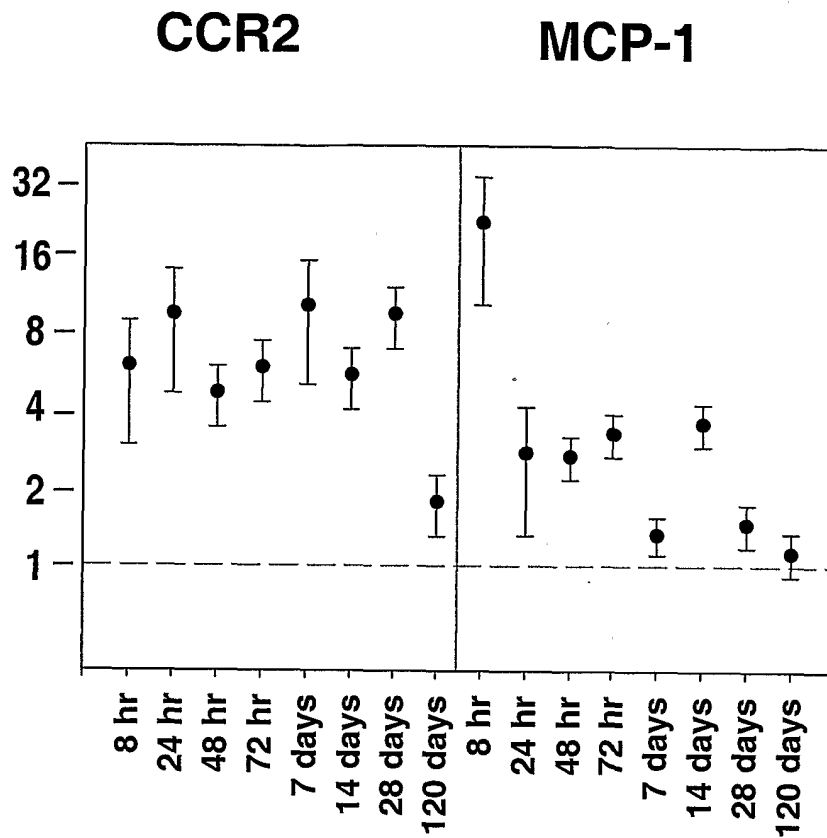
*Quantitative Real-Time PCR (QRT-PCR):* Total RNA was treated with DNase I, Amplification Grade (Invitrogen, Carlsbad, CA ) to remove DNA contamination before cDNA synthesis. cDNA was synthesized with oligo (dT)12-18 using Superscript First-Strand Synthesis System for RT-PCR (Invitrogen, Carlsbad, CA). Real-time PCR analysis was performed on a Applied Biosystems ABI Prism7700 Sequence Detection System. Matching primers and fluorescence probes were designed for each of the genes using the Primer Express program provided by Applied Biosystems. Both forward and reverse primers were used at 900 nM. In all cases, the final probe concentration was 250 nM. The PCR reaction was performed in a final volume of 50  $\mu$ l using TaqMan Universal PCR Master Mix containing AmpliTaq Gold DNA Polymerase, AmpErase UNG, dNTPs (with dUTP), Passive Reference 1, optimized buffer components (proprietary formulation) and 1  $\mu$ l of cDNA template.

*QRT-PCR Data Analysis:* Average  $C_t$  values from triplicate PCR reactions were normalized to average  $C_t$  values for GAPDH RNA from the same cDNA preparations. The ratio of expression of a pair of samples was calculated as:  $2^{-(\text{mean}\Delta\Delta C_t)}$ .  $C_t$  represents the threshold cycle and  $\Delta\Delta C_t$  represents the difference  $C_{t(\text{test gene})} - C_{t(\text{GAPDH RNA})}$  for sample#1 minus contralateral sample #2. Using the ANOVA method, 95% confidence intervals were determined for each ratio as:

$$2^{-(\text{mean}\Delta\Delta C_t)} \pm t_{0.975, N-m} s \sqrt{\frac{1}{n_i} + \frac{1}{n_j}}$$

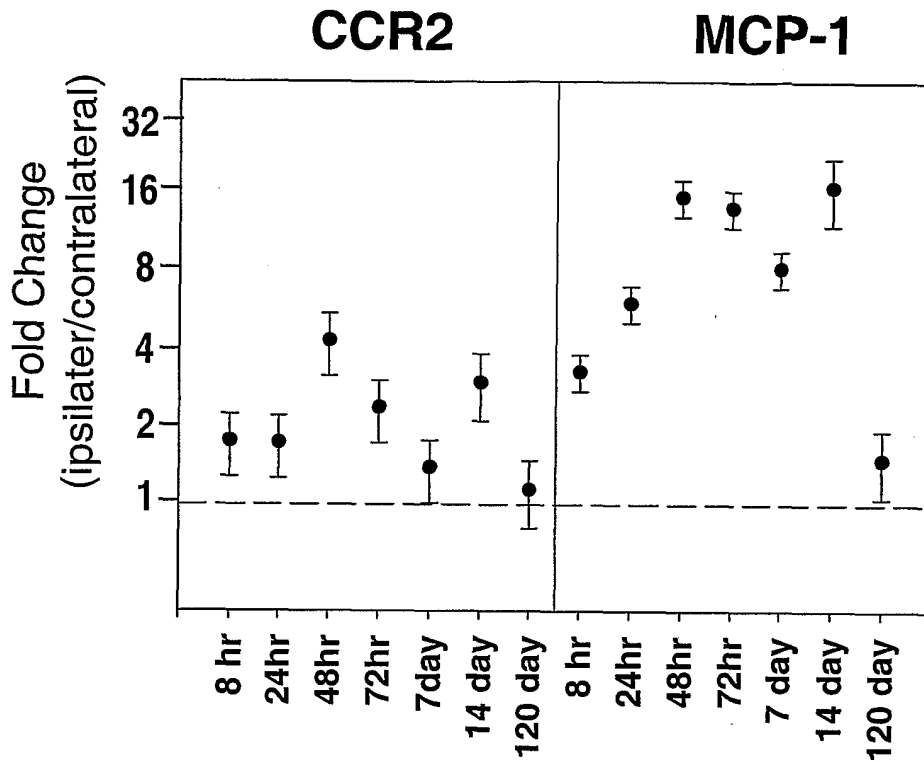
where  $t_{0.975}$  is the 97.5<sup>th</sup> percentile of the t-distribution with N-m degrees of freedom, N is the total pooled sample size for a gene, m is the number of treatments including control, s is the pooled standard deviation,  $n_i$  and  $n_j$  are the number of two samples, respectively, being compared.

Regulation of MCP-1 and CCR2 expression in the DRG in the Chung model as revealed by QRT-PCR. The fold change of expression between the ipsilateral and contralateral DRG is determined at 8, 24, 48, 72 hours, and at 3, 7, 14, 28, and 120 days post spinal nerve ligation surgery.



Regulation of MCP-1 and CCR2 expression in the spinal cord in the Chung model as revealed by QRT-PCR. The fold change of expression between the ipsilateral and contralateral DRG is determined at 8, 24, 48, 72 hours, and at 3, 7, 14, 28, and 120 days post spinal nerve ligation surgery.

5

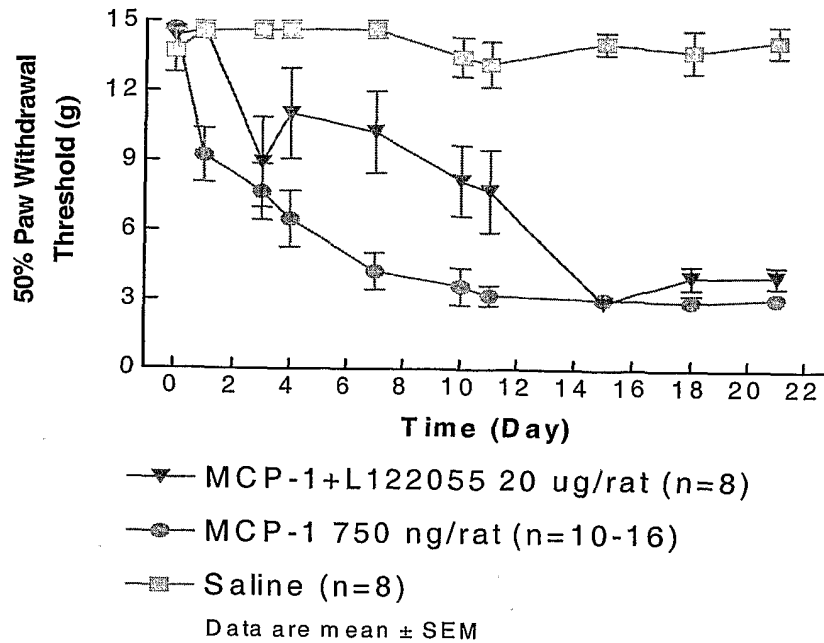


**EXAMPLE B-13:**  
**CCR-2 ANTAGONIST IN RAT, & MCP-1 CO-ADMINISTRATION**

5            Example B-12 demonstrated that MCP-1 mRNA was persistently upregulated 8-  
16 fold starting 2 days post spinal nerve ligation. Consistent with the up-regulation of MCP-1 in  
the spinal cord in the Chung model, MCP-1 intrathecal injection (225-750 ng/rat) induced a  
chronic mechanical allodynia, behaviorally comparable to that in the Chung model. Co-injection  
of MCP-1 with CCR-2 Antagonist C inhibited and delayed the development of mechanical  
10 allodynia (further establishing that CCR2 is involved in the development of allodynia induced by  
MCP-1).

Intrathecal injection of MCP-1 (750 ng/rat) to naïve rats induces bilateral  
mechanical allodynia. (only the left paw results are shown in the graph but right paw results are  
similar to the left paw). At Day 0, 1, 3, 4, 7, 10, 11, 15, 18 and 21 post dosing, 50% paw  
15 withdrawal threshold was determined. Co-injection of 20 µg/rat CCR-2 Antagonist C (via  
intrathecal catheter) with MCP-1 has partial preemptive anti-allodynic effect on day 4, 7, 10 and  
11.

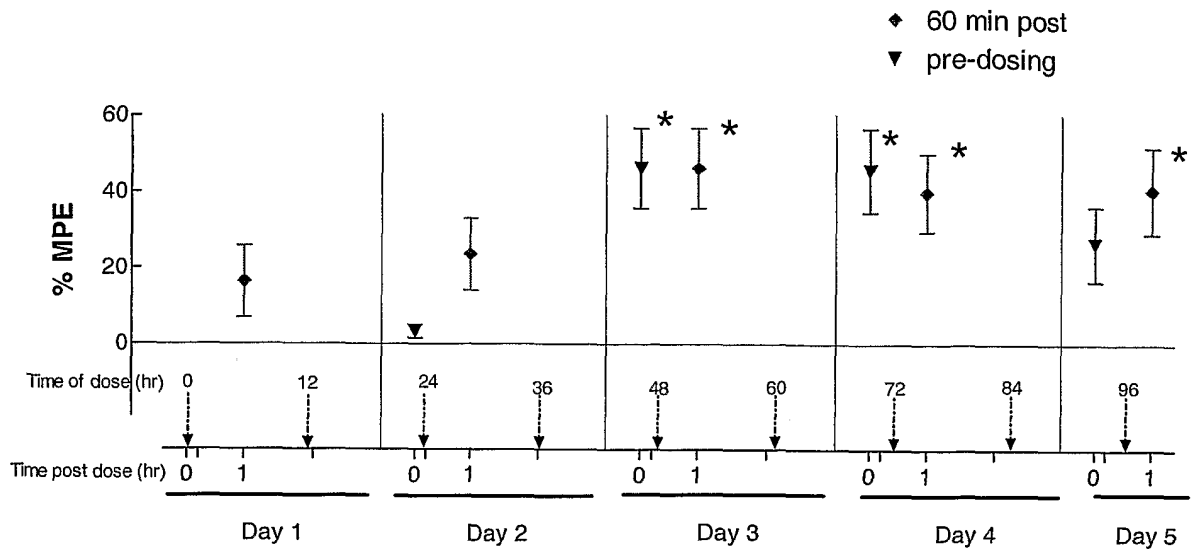
### Time Course of Allodynia Following 0.75 ug/rat Intrathecal MCP-1 in Rats



### EXAMPLE B-14: CCR-2 ANTAGONIST IN RAT, CHRONIC DOSING

CCR-2 Antagonist C was evaluated in a multiple dosing study for 5 days. (3 mg/kg, b.i.d), and demonstrated significant efficacy using this chronic dosing regimen.

50% paw withdrawal threshold following multiple dosing (3 mg/kg, PO, b.i.d.) of CCR-2 Antagonist C. Five days post spinal nerve ligation, the animals were tested before and 1 hr after dosing at 7 a.m. each day for 5 days. Data = Mean  $\pm$  SEM, n=10 rats. Efficacy: % MPE. Five days post spinal nerve ligation, the animals were tested before and 1 hr after dosing at 7 a.m. each day for 5 days. Significant efficacy was observed starting at day 3.



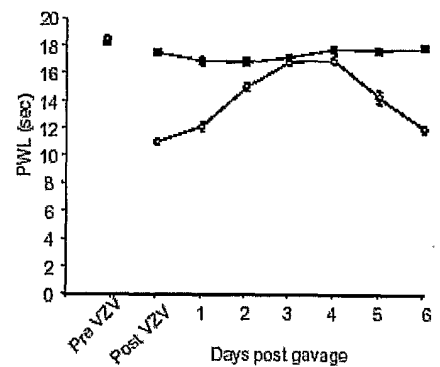
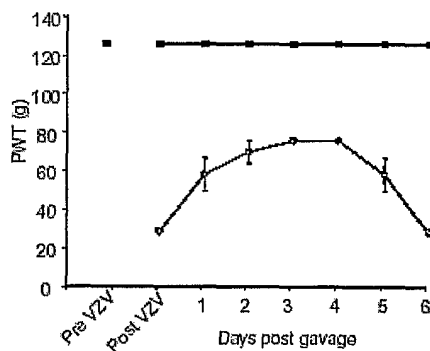
\* P<0.05 comparing to day 1 pretreatment. Data = Mean±SEM, n=10 rats

**EXAMPLE B-15: CCR-2 ANTAGONIST IN RAT, WEIGHT BEARING TEST**

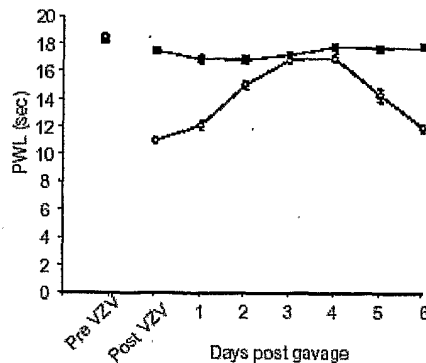
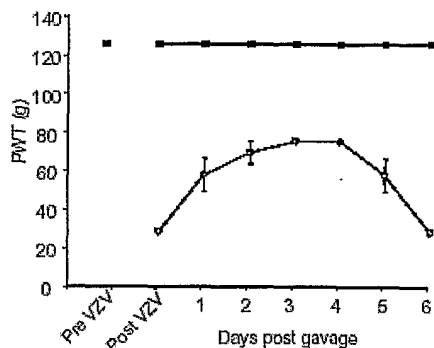
5 CCR-2 Antagonist C at 3 mg/kg bid significantly reversed weight bearing on day 2 and 3 post-dose. CCR-2 Antagonist C at 10 mg/kg also significantly reversed weight bearing on the affected limb on day 3.

**Compound C**

10 Antagonist C (3 mg/kg bid) was administered for 5 days. This antagonist significantly reversed weight bearing on the affected limb after the last dose on the contralateral limb (day 6, 15 mg/kg) showed no effect.



Compound C



Mechanical allodynia

Thermal Hyperalgesia

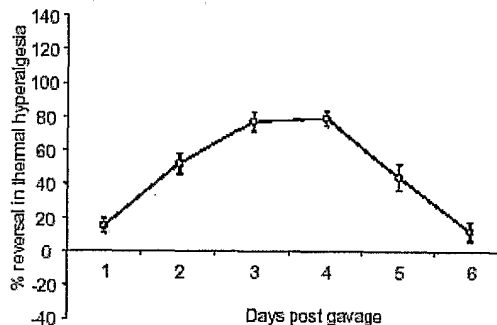
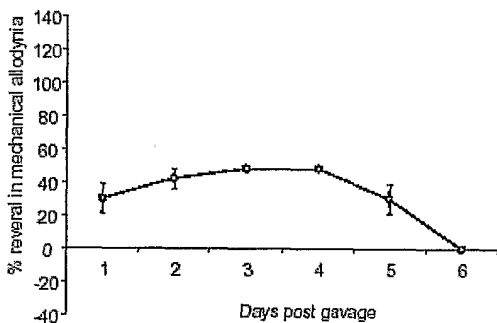
Percent reversal:

contra

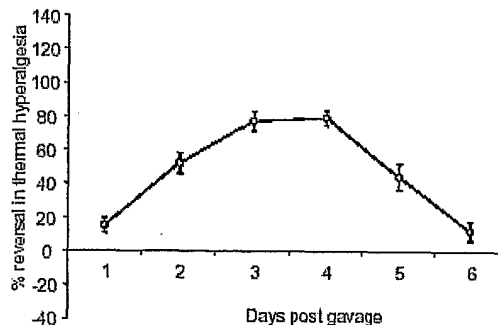
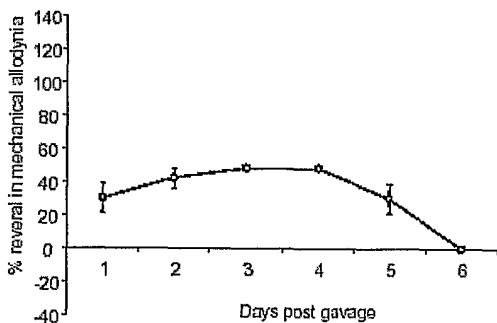
5

Mechanical allodynia

Thermal Hyperalgesia



Compound C



The syntheses of CCR-2 Antagonists A, B, and C disclosed in WO 03/093321 published November 13, 2003.



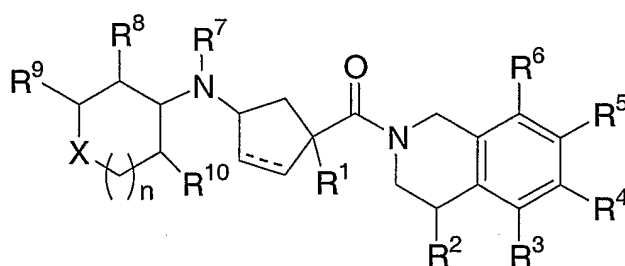
While the invention has been described and illustrated with reference to certain particular embodiments thereof, those skilled in the art will appreciate that various adaptations, changes, modifications, substitutions, deletions, or additions of procedures and protocols may be made without departing from the spirit and scope of the invention. For example, effective  
5 dosages other than the particular dosages as set forth herein above may be applicable as a consequence of variations in the responsiveness of the mammal being treated for any of the indications with the compounds of the invention indicated above. Likewise, the specific pharmacological responses observed may vary according to and depending upon the particular  
10 active compounds selected or whether there are present pharmaceutical carriers, as well as the type of formulation and mode of administration employed, and such expected variations or differences in the results are contemplated in accordance with the objects and practices of the present invention. Therefore, the invention is defined by the claims which follow and not limited by the examples.

## WHAT IS CLAIMED IS:

1. A method for treating neuropathic pain comprising administering to a patient in need of such treatment a therapeutically effective amount of a CCR-2 antagonist.

5

2. A method for treating neuropathic pain comprising administering to a patient in need of such treatment a therapeutically effective amount of a compound of the formula:



10 wherein:

X is selected from the group consisting of:

-O-, -NR<sup>20</sup>-, -S-, -SO-, -SO<sub>2</sub>-, and -CR<sup>21</sup>R<sup>22</sup>-, -NSO<sub>2</sub>R<sup>20</sup>-,  
 -NCOR<sup>20</sup>-, -NCO<sub>2</sub>R<sup>20</sup>-, -CR<sup>21</sup>CO<sub>2</sub>R<sup>20</sup>-, -CR<sup>21</sup>OCOR<sup>20</sup>-, -CO-,  
 where R<sup>20</sup> is selected from: hydrogen, C<sub>1-6</sub> alkyl, benzyl, phenyl,

15

C<sub>3-6</sub> cycloalkyl where the alkyl, phenyl, benzyl, and cycloalkyl groups can be unsubstituted or substituted with 1-3 substituents where the substituents are independently selected from: halo, hydroxy, C<sub>1-3</sub>alkyl, C<sub>1-3</sub>alkoxy, -CO<sub>2</sub>H, -CO<sub>2</sub>-C<sub>1-6</sub> alkyl, and trifluoromethyl,

where R<sup>21</sup> and R<sup>22</sup> are independently selected from: hydrogen, hydroxy,

20

C<sub>1-6</sub> alkyl, -O-C<sub>1-6</sub>alkyl, benzyl, phenyl, C<sub>3-6</sub> cycloalkyl where the alkyl, phenyl, benzyl, and cycloalkyl groups can be unsubstituted or substituted with 1-3 substituents where the substituents are independently selected from: halo, hydroxy, C<sub>1-3</sub>alkyl, C<sub>1-3</sub>alkoxy, -CO<sub>2</sub>H, -CO<sub>2</sub>-C<sub>1-6</sub> alkyl, and trifluoromethyl;

25 R<sup>1</sup> is selected from:

-C<sub>1-6</sub>alkyl, -C<sub>0-6</sub>alkyl-O-C<sub>1-6</sub>alkyl-, -C<sub>0-6</sub>alkyl-S-C<sub>1-6</sub>alkyl-,  
 -(C<sub>0-6</sub>alkyl)-(C<sub>3-7</sub>cycloalkyl)-(C<sub>0-6</sub>alkyl), hydroxy, -CO<sub>2</sub>R<sup>20</sup>, heterocycle,  
 -CN, -NR<sup>20</sup>R<sup>26</sup>-, -NSO<sub>2</sub>R<sup>20</sup>-, -NCOR<sup>20</sup>-, -NCO<sub>2</sub>R<sup>20</sup>-, -NCOR<sup>20</sup>-,  
 -CR<sup>21</sup>CO<sub>2</sub>R<sup>20</sup>-, -CR<sup>21</sup>OCOR<sup>20</sup>-, phenyl and pyridyl,

where  $R^{26}$  is selected from: hydrogen, C<sub>1-6</sub> alkyl, benzyl, phenyl, C<sub>3-6</sub> cycloalkyl  
 where the alkyl, phenyl, benzyl, and cycloalkyl groups can be unsubstituted or  
 substituted with 1-3 substituents where the substituents are independently selected  
 from: halo, hydroxy, C<sub>1-3</sub>alkyl, C<sub>1-3</sub>alkoxy, -CO<sub>2</sub>H, -CO<sub>2</sub>-C<sub>1-6</sub> alkyl, and  
 5 trifluoromethyl

where the alkyl and the cycloalkyl are unsubstituted or substituted with 1-7 substituents  
 where the substituents are independently selected from:

- (a) halo,
- (b) hydroxy,
- 10 (c) -O-C<sub>1-3</sub>alkyl,
- (d) trifluoromethyl,
- (f) C<sub>1-3</sub>alkyl,
- (g) -O-C<sub>1-3</sub>alkyl,
- (h) -CO<sub>2</sub>R<sup>20</sup>,
- 15 (i) -SO<sub>2</sub>R<sup>20</sup>,
- (j) -NHCOCH<sub>3</sub>,
- (k) -NHSO<sub>2</sub>CH<sub>3</sub>,
- (l) -heterocycle,
- (m) =O,
- 20 (n) -CN,

and where the phenyl and pyridyl are unsubstituted or substituted with 1-3 substituents  
 where the substituents are independently selected from: halo, hydroxy, C<sub>1-3</sub>alkyl, C<sub>1-3</sub>  
 alkoxy and trifluoromethyl;

25  $R^2$  is selected from:

- (a) hydrogen,
- (b) hydroxy,
- (c) halo,
- (d) C<sub>1-3</sub>alkyl, where the alkyl is unsubstituted or substituted with 1-6  
 30 substituents independently selected from: fluoro, and hydroxy,
- (e) -NR<sup>20</sup>R<sup>26</sup>,
- (f) -CO<sub>2</sub>R<sup>20</sup>,
- (g) -CONR<sup>20</sup>R<sup>26</sup>,
- (h) -NR<sup>20</sup>COR<sup>21</sup>,
- 35 (i) -OCONR<sup>20</sup>R<sup>26</sup>,

- 5
- (j)  $-\text{NR}^{20}\text{CONR}^{20}\text{R}^{26}$ ,
  - (k) -heterocycle,
  - (l) -CN,
  - (m)  $-\text{NR}^{20}\text{-SO}_2\text{-NR}^{20}\text{R}^{26}$ ,
  - (n)  $-\text{NR}^{20}\text{-SO}_2\text{-R}^{26}$ ,
  - (o)  $-\text{SO}_2\text{-NR}^{20}\text{R}^{26}$ , and
  - (p)  $=\text{O}$ , where  $\text{R}^2$  is connected to the ring via a double bond;

$\text{R}^3$  is selected from:

- 10
- (a) hydrogen,
  - (b) hydroxy,
  - (c) halo,
  - (d) C<sub>1-6</sub>alkyl,
  - (e)  $-\text{O-C}_{1-6}\text{alkyl}$ ,
- 15
- (f)  $-\text{NR}^{20}\text{R}^{21}$ ,
  - (g)  $-\text{NR}^{20}\text{CO}_2\text{R}^{21}$ ,
  - (h)  $-\text{NR}^{20}\text{CONR}^{20}\text{R}^{21}$ ,
  - (i)  $-\text{NR}^{20}\text{-SO}_2\text{-NR}^{20}\text{R}^{21}$ ,
  - (j)  $-\text{NR}^{20}\text{-SO}_2\text{-R}^{21}$ ,
- 20
- (k) heterocycle,
  - (l) -CN,
  - (m)  $-\text{CONR}^{20}\text{R}^{21}$ ,
  - (n)  $-\text{CO}_2\text{R}^{20}$ ,
  - (o)  $-\text{NO}_2$ ,
- 25
- (p)  $-\text{S-R}^{20}$ ,
  - (q)  $-\text{SO-R}^{20}$ ,
  - (r)  $-\text{SO}_2\text{-R}^{20}$ , and
  - (s)  $-\text{SO}_2\text{-NR}^{20}\text{R}^{21}$ ;

30  $\text{R}^4$  is selected from:

- (a) hydrogen,
- (b) C<sub>1-6</sub>alkyl,
- (c) trifluoromethyl,
- (d) trifluoromethoxy,
- 35 (e) chloro,

- (f) fluoro,
- (g) bromo, and
- (h) phenyl;

5 R<sup>5</sup> is selected from:

- (a) C<sub>1-6</sub>alkyl, where alkyl may be unsubstituted or substituted with 1-6 fluoro and optionally substituted with hydroxyl,
- (b) -O-C<sub>1-6</sub>alkyl, where alkyl may be unsubstituted or substituted with 1-6 fluoro,
- 10 (c) -CO-C<sub>1-6</sub>alkyl, where alkyl may be unsubstituted or substituted with 1-6 fluoro,
- (d) -S-C<sub>1-6</sub>alkyl, where alkyl may be unsubstituted or substituted with 1-6 fluoro,
- (e) -pyridyl, which may be unsubstituted or substituted with one or more  
15 substituents selected from the group consisting of: halo, trifluoromethyl, C<sub>1-4</sub>alkyl, and CO<sub>2</sub>R<sup>20</sup>,
- (f) fluoro,
- (g) chloro,
- (h) bromo,
- 20 (i) -C<sub>4-6</sub>cycloalkyl,
- (j) -O-C<sub>4-6</sub>cycloalkyl,
- (k) phenyl, which may be unsubstituted or substituted with one or more substituents selected from the group consisting of : halo, trifluoromethyl, C<sub>1-4</sub>alkyl, and CO<sub>2</sub>R<sup>20</sup>,
- 25 (l) -O-phenyl, which may be unsubstituted or substituted with one or more substituents selected from the group consisting of : halo, trifluoromethyl, C<sub>1-4</sub>alkyl, and CO<sub>2</sub>R<sup>20</sup>,
- (m) -C<sub>3-6</sub>cycloalkyl, where alkyl may be unsubstituted or substituted with 1-6 fluoro,
- 30 (n) -O-C<sub>3-6</sub>cycloalkyl, where alkyl may be unsubstituted or substituted with 1-6 fluoro,
- (o) -heterocycle,
- (p) -CN, and
- (q) -CO<sub>2</sub>R<sup>20</sup>;

35

R<sup>6</sup> is selected from:

- (a) hydrogen,
- (b) C<sub>1-6</sub>alkyl, and
- (c) trifluoromethyl
- 5 (d) fluoro
- (e) chloro, and
- (f) bromo;

R<sup>7</sup> is selected from:

- 10 (a) hydrogen, and
- (b) C<sub>1-6</sub>alkyl, which is unsubstituted or substituted with 1-3 substituents where the substituents are independently selected from: halo, hydroxy, -CO<sub>2</sub>H, -CO<sub>2</sub>C<sub>1-6</sub>alkyl, and -O-C<sub>1-3</sub>alkyl;

15 R<sup>8</sup> is selected from:

- (a) hydrogen,
- (b) C<sub>1-6</sub>alkyl, where alkyl may be unsubstituted or substituted with 1-6 substituents where the substituents are chosen from the group: fluoro, C<sub>1-3</sub>alkoxy, hydroxy, -CO<sub>2</sub>R<sup>20</sup>,
- 20 (c) fluoro,
- (d) -O-C<sub>1-3</sub>alkyl, where alkyl may be unsubstituted or substituted with 1-3 fluoro, and
- (e) C<sub>3-6</sub> cycloalkyl,
- (f) -O-C<sub>3-6</sub>cycloalkyl,
- 25 (g) hydroxy,
- (h) -CO<sub>2</sub>R<sup>20</sup>,
- (i) -OCOR<sup>20</sup>,

or R<sup>7</sup> and R<sup>8</sup> may be joined together via a C<sub>2-4</sub>alkyl or a C<sub>0-2</sub>alkyl-O-C<sub>1-3</sub>alkyl chain to form a 5-7 membered ring;

30

R<sup>9</sup> is selected from:

- (a) hydrogen,
- (b) C<sub>1-6</sub>alkyl, where alkyl may be unsubstituted or substituted with 1-6 substituents where the substituents are chosen from the group: fluoro, C<sub>1-3</sub>alkoxy, hydroxy, -CO<sub>2</sub>R<sup>20</sup>,
- 35

- (c)  $\text{CO}_2\text{R}^{20}$ ,  
 (d) hydroxy, and  
 (e)  $-\text{O}-\text{C}_{1-6}\text{alkyl}$ , where alkyl may be unsubstituted or substituted with 1-6 substituents where the substituents are chosen from the group: fluoro,  $\text{C}_{1-3}\text{alkoxy}$ , hydroxy,  $-\text{CO}_2\text{R}^{20}$ ,  
 5 or  $\text{R}^8$  and  $\text{R}^9$  may be joined together by a  $\text{C}_{1-4}\text{alkyl}$  chain or a  $\text{C}_{0-3}\text{alkyl}-\text{O}-\text{C}_{0-3}\text{alkyl}$  chain to form a 3-6 membered ring;

$\text{R}^{10}$  is selected from:

- 10 (a) hydrogen, and  
 (b)  $\text{C}_{1-6}\text{alkyl}$ , where alkyl may be unsubstituted or substituted with 1-6 fluoro,  
 (c) fluoro,  
 (d)  $-\text{O}-\text{C}_{3-6}\text{cycloalkyl}$ , and  
 15 (e)  $-\text{O}-\text{C}_{1-3}\text{alkyl}$ , where alkyl may be unsubstituted or substituted with 1-6 fluoro,  
 or  $\text{R}^8$  and  $\text{R}^{10}$  may be joined together by a  $\text{C}_{2-3}\text{alkyl}$  chain to form a 5-6 membered ring, where the alkyl are unsubstituted or substituted with 1-3 substituents where the substituents are independently selected from: halo,  
 20 hydroxy,  $-\text{CO}_2\text{R}^{20}$ ,  $\text{C}_{1-3}\text{alkyl}$ , and  $\text{C}_{1-3}\text{alkoxy}$ ,  
 or  $\text{R}^8$  and  $\text{R}^{10}$  may be joined together by a  $\text{C}_{1-2}\text{alkyl}-\text{O}-\text{C}_{1-2}\text{alkyl}$  chain to form a 6-8 membered ring, where the alkyl are unsubstituted or substituted with 1-3 substituents where the substituents are independently selected from: halo,  
 25 hydroxy,  $-\text{CO}_2\text{R}^{20}$ ,  $\text{C}_{1-3}\text{alkyl}$ , and  $\text{C}_{1-3}\text{alkoxy}$ ,  
 or  $\text{R}^8$  and  $\text{R}^{10}$  may be joined together by a  $-\text{O}-\text{C}_{1-2}\text{alkyl}-\text{O}-$ chain to form a 6-7 membered ring, where the alkyl are unsubstituted or substituted with 1-3 substituents where the substituents are independently selected from: halo,  
 30 hydroxy,  $-\text{CO}_2\text{R}^{20}$ ,  $\text{C}_{1-3}\text{alkyl}$ , and  $\text{C}_{1-3}\text{alkoxy}$ ;

n is selected from 0, 1 and 2;

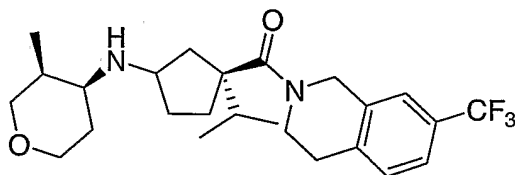
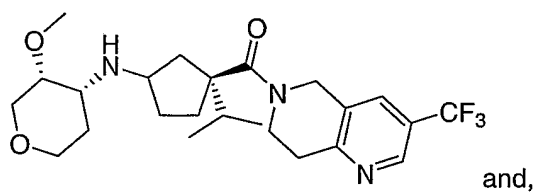
the dashed line represents a single or a double bond;

and pharmaceutically acceptable salts thereof and individual diastereomers thereof.

3. A method of claim 2, wherein X is oxygen.

4. A method for treating neuropathic pain comprising administering to a patient in need of such treatment a therapeutically effective amount of a compound of the

5 formula:



10

15

20

25