



US00D338375S

United States Patent [19]

[11] Patent Number: **Des. 338,375**

Address

[45] Date of Patent: **** Aug. 17, 1993**

- [54] **BOWL**
- [75] Inventor: **Bradley W. Andress**, New Berlin, Wis.
- [73] Assignee: **Plastics, Inc.**, St. Paul, Minn.
- [**] Term: **14 Years**
- [21] Appl. No.: **620,308**
- [22] Filed: **Nov. 30, 1990**
- [52] U.S. Cl. **D7/565; D7/560**
- [58] Field of Search **D7/566, 500, 543, 550, D7/552, 554, 560, 561, 562, 563, 564, 565, 567, 568, 570, 571, 572, 580, 584, 585, 586, 587, 588, 396.4, 396.5, 527, 532, 598, 531; 220/574, 575, 376, 752**

- D. 300,705 4/1989 Pomroy D7/531
- D. 309,077 7/1990 Pomroy D7/598

OTHER PUBLICATIONS

Royal Worcester, *The Pottery Gazette and Glass Trade* Reviewed Aug. 1, 1936, p. 1029.
 Monax Petalware Large Bowl, *Premium Practice*, 1937.

Primary Examiner—Alan P. Douglas
Assistant Examiner—M. N. Pandozzi
Attorney, Agent, or Firm—Flehr, Hohbach, Test, Albritton & Herbert

[57] CLAIM

The ornamental design for a bowl, as shown and described.


DESCRIPTION

FIG. 1 is a top perspective view of a bowl showing my new design;
 FIG. 2 is a side elevational view thereof;
 FIG. 3 is a top plan view thereof;
 FIG. 4 is a bottom plan view thereof;
 FIG. 5 is a top perspective view of a bowl showing a second embodiment of my design;
 FIG. 6 is a side elevational view thereof;
 FIG. 7 is a top plan view thereof; and,
 FIG. 8 is a bottom plan view thereof.


[56] **References Cited**
U.S. PATENT DOCUMENTS

D. 58,201	6/1921	Sailer	D7/585
D. 66,630	2/1925	Heisey	D7/562
D. 66,853	3/1925	Heisey	D7/562
D. 141,034	5/1945	Orme	D7/570 X
D. 154,216	6/1949	Reifsnnyder	D7/584 X
D. 186,852	12/1959	Stickney et al.	D7/560
D. 293,992	2/1988	Pomroy	D7/527
D. 295,480	5/1988	Pomroy	D7/527
D. 298,902	12/1988	Pomroy	D7/531

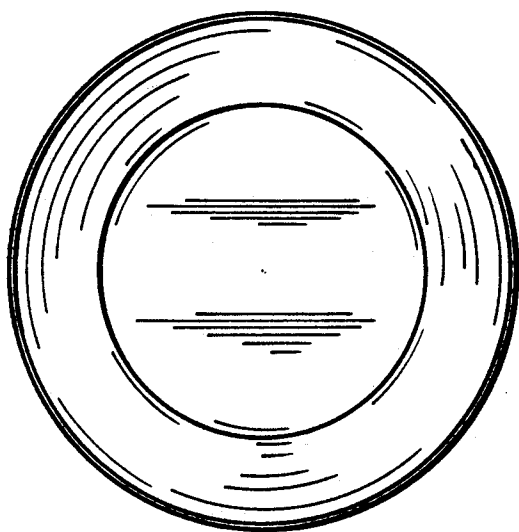




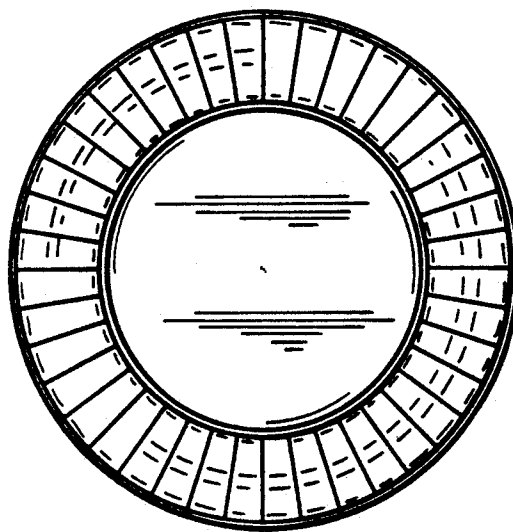
FIG_1




FIG_2



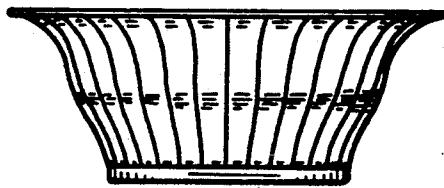
FIG_3



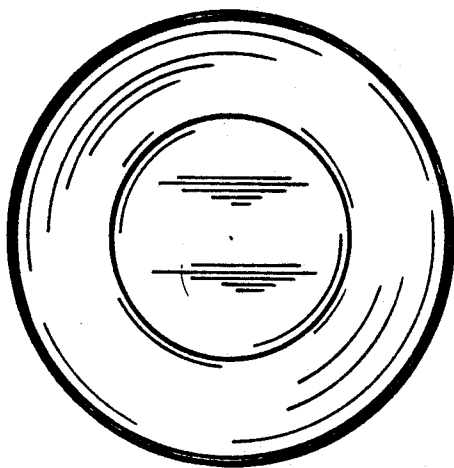
FIG_4



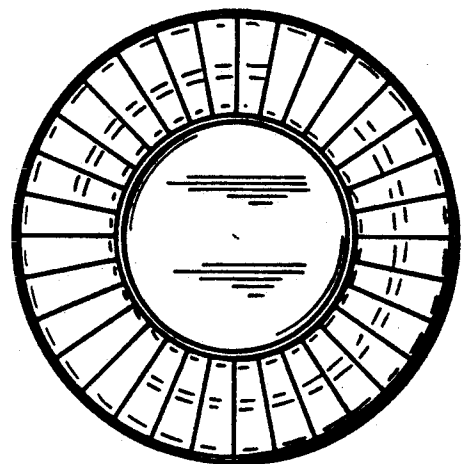
FIG_5



FIG_6



FIG_7



FIG_8