



US00D412386S

United States Patent [19]

[11] Patent Number: Des. 412,386

De Manjarrez et al.

[45] Date of Patent: ** Jul. 27, 1999

[54] MULTI-FACETED FORM

[76] Inventors: **Delia De Manjarrez, Gabriel Manjarrez, Hector Hernandez-Ruy,**
all of 2 Candina Street #1102, San Juan,
Puerto Rico 00907

[**] Term: **14 Years**

[21] Appl. No.: **29/085,618**

[22] Filed: **Mar. 26, 1998**

[51] **LOC (6) Cl.** **99-00**

[52] **U.S. Cl.** **D99/25; D19/96; D19/97**

[58] **Field of Search** D19/59-64, 96,
D19/97, 98, 99, 100; D11/131, 157; D99/25;
40/358; 405/16, 33; 428/7, 15, 28, 542.2;
434/74, 278, 211, 403, 216, 299; 52/DIG. 10

[56] **References Cited**

U.S. PATENT DOCUMENTS

- D. 157,683 3/1950 Jung D9/453
- D. 262,804 1/1982 Gleason D19/96 X
- D. 351,623 10/1994 Seiler D11/131

- D. 367,437 2/1996 Silvestri D11/131 X
- D. 369,572 5/1996 Buck et al. D11/131
- 2,344,302 3/1944 Harza 405/16
- 2,839,841 6/1958 Berry 434/278
- 3,461,574 8/1969 Larsen et al. 434/403

Primary Examiner—Martie K. Holtje

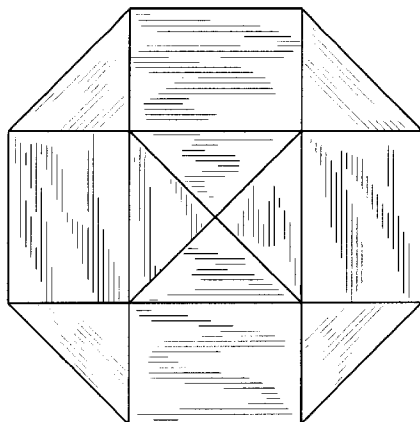
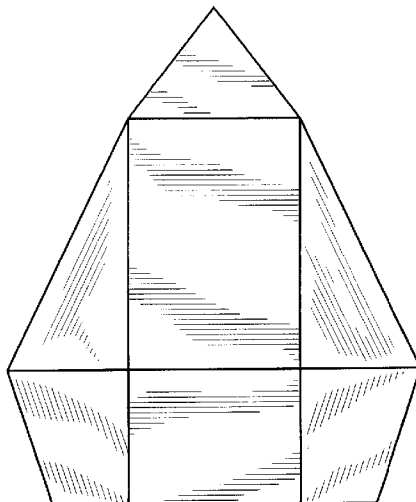
[57] **CLAIM**

The ornamental design for a multi-faceted form, as shown.

DESCRIPTION

FIG. 1 is a front elevational view of the multi-faceted form of the present invention;
 FIG. 2 is a rear elevational view of the multi-faceted form of FIG. 1;
 FIG. 3 is a left side elevational view of the multi-faceted form of FIG. 1;
 FIG. 4 is a right side elevational view of the multi-faceted form of FIG. 1;
 FIG. 5 is a top plan view of the multi-faceted form of FIG. 1; and,
 FIG. 6 is a bottom plan view of the multi-faceted form of FIG. 1.

1 Claim, 3 Drawing Sheets



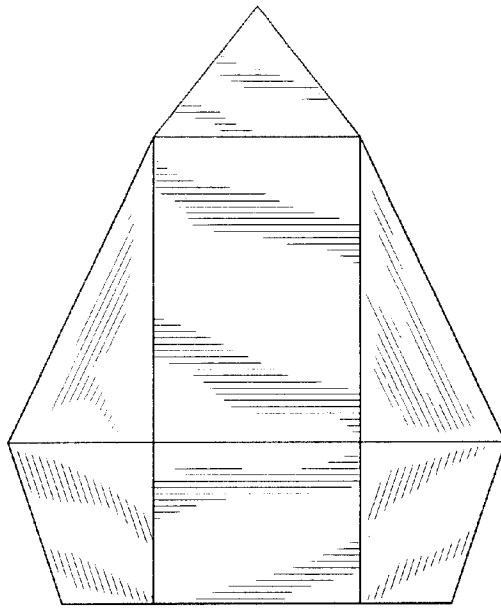


Fig. 1

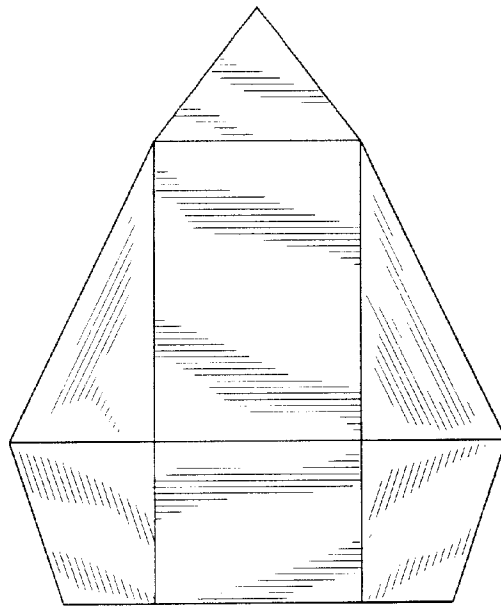


Fig. 2

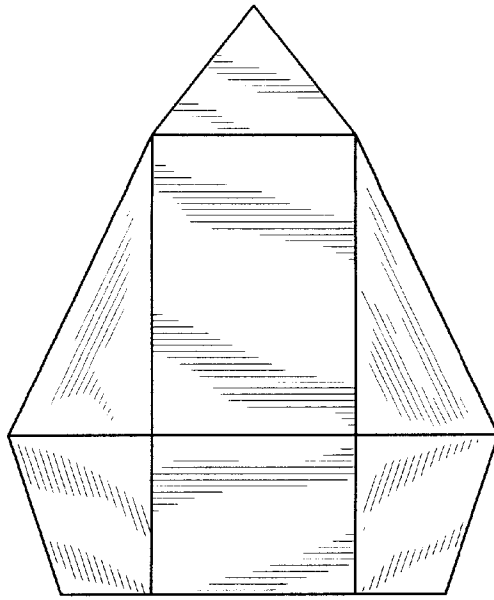


Fig. 3

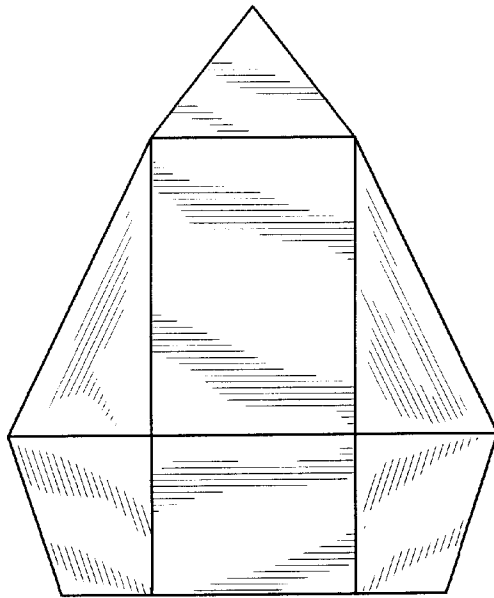


Fig. 4

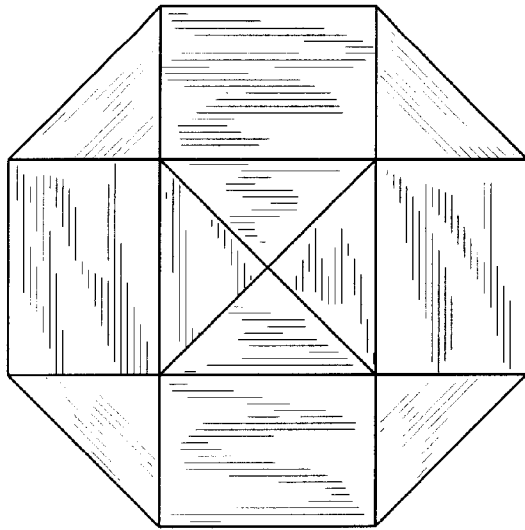


Fig. 5

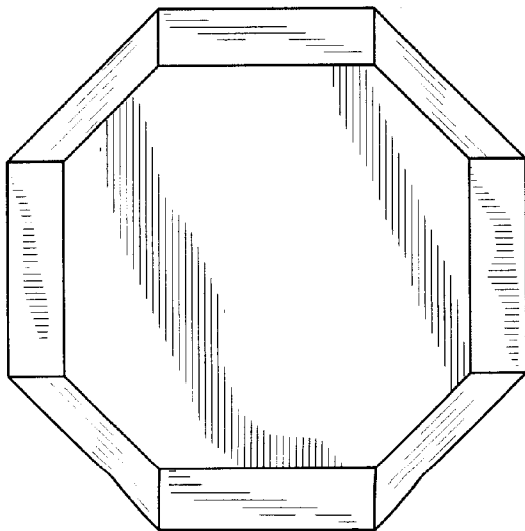


Fig. 6