

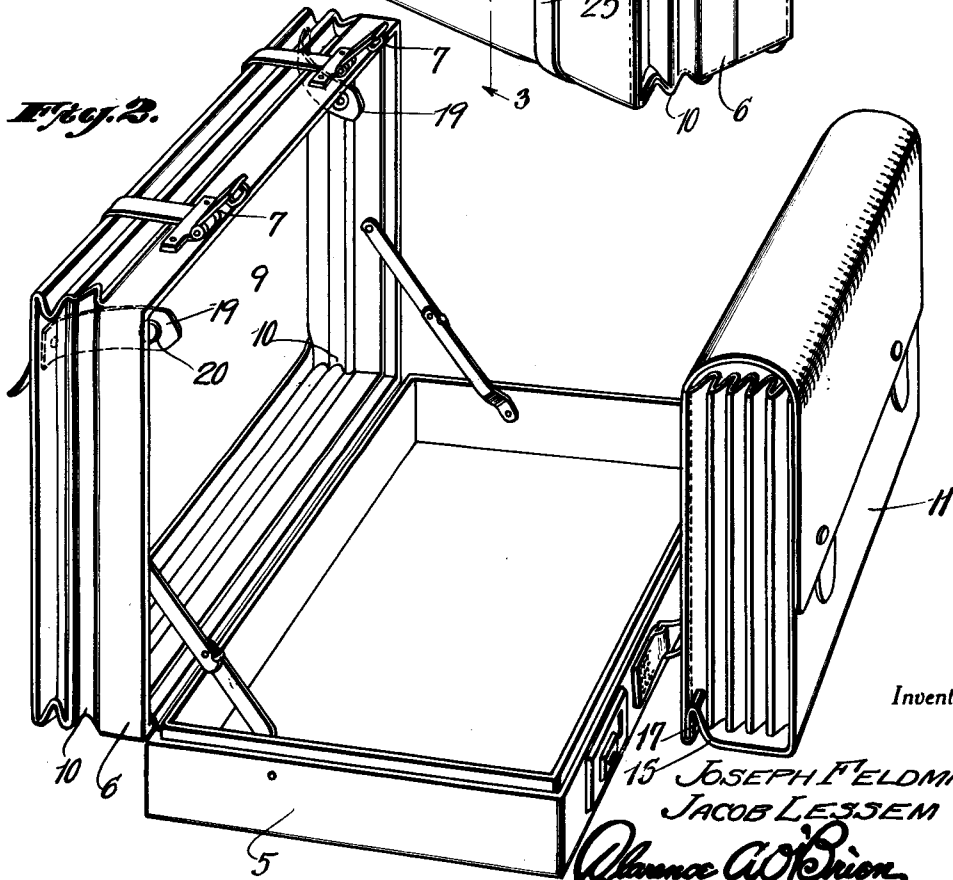
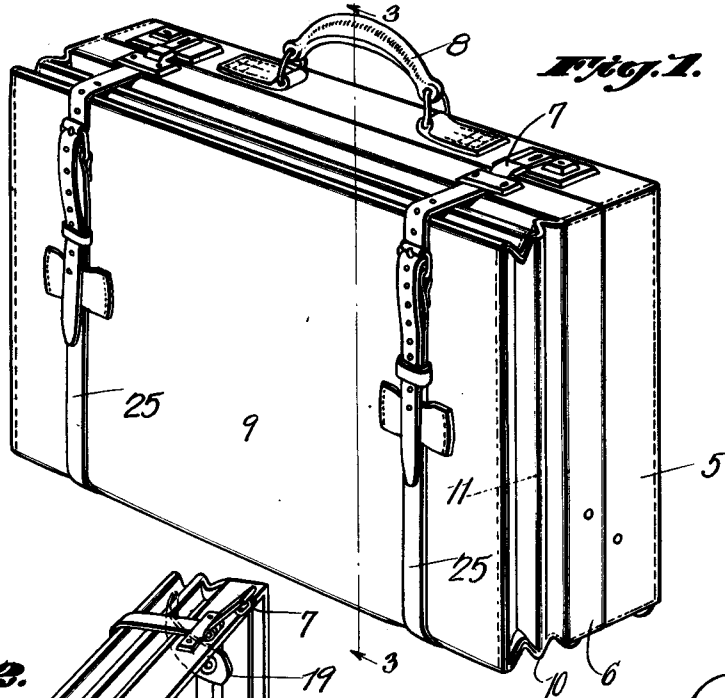
May 19, 1931.

J. FELDMAN ET AL

1,806,246

HAND BAGGAGE

Filed April 23, 1930 2 Sheets-Sheet 1



Inventor

15 JOSEPH FELDMAN,
JACOB LESSEM
Chance A. O'Brien
Attorney

May 19, 1931.

J. FELDMAN ET AL

1,806,246

HAND BAGGAGE

Filed April 23, 1930 2 Sheets-Sheet 2

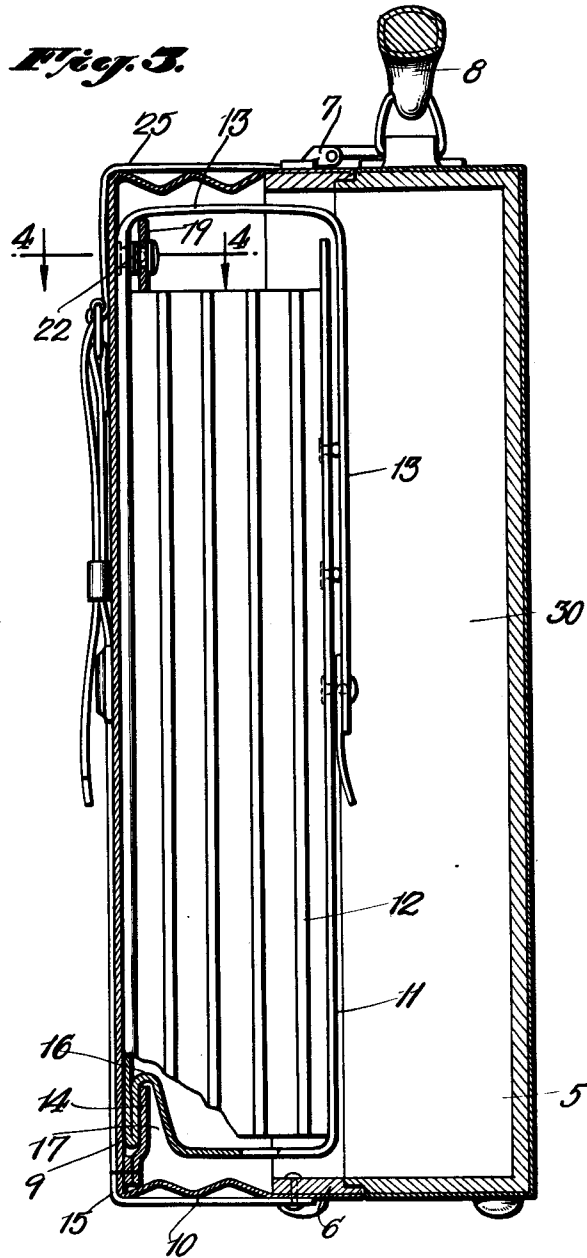
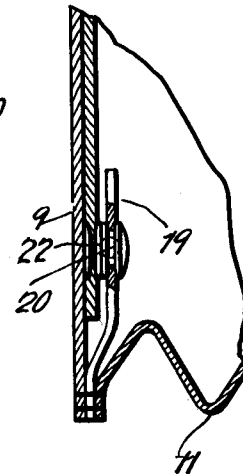


Fig. 4.



Inventor

JOSEPH FELDMAN
JACOB LESSEM

By *Quinn O'Brien*
Attorney

UNITED STATES PATENT OFFICE

JOSEPH FELDMAN AND JACOB LESSEM, OF NEW YORK, N. Y.; SAID LESSEM ASSIGNOR
TO SAID FELDMAN

HAND BAGGAGE

Application filed April 23, 1930. Serial No. 446,584.

This invention pertains to articles of hand baggage, and more particularly it pertains to a combination article particularly adapted for use for carrying files and similar papers as well as articles of apparel.

It is one of the objects of the invention to provide a novel article of hand baggage which may be used only for the purpose of carrying articles of apparel if desired.

It is a further object of the invention, so to construct an article of the aforementioned character that regardless of the number of files or papers or the like which may be pocketed therein, there will be sufficient room for articles of apparel.

A further object of the invention resides in the provision of a novel construction whereby the section which carries papers, files, etc., may be securely retained in the article of hand baggage, and yet at the same time be readily removable therefrom for use by itself in the nature or manner of a portfolio briefcase or the like.

With the above and other objects in view, reference is had to the accompanying drawings, in which:

Figure 1 is a perspective view of an article of hand baggage constructed in accordance with the present invention,

Figure 2 is a perspective view showing the device open, and a portion thereof removed,

Figure 3 is a transverse sectional view taken on the line 3—3 of Figure 1, and;

Figure 4 is a detail sectional view taken on the line 4—4 of Figure 3.

The invention is herein illustrated in connection with an article of baggage commonly known as a hand bag, or case of the type built over wooden box like form and comprises two such members 5 and 6 hingedly connected together and provided with suitable fastenings 7 of conventional or other forms. A handle 8 may also be provided.

One of the members, for example the member 6 is provided with an extensible wall 9

connected to the main body portion of the member 6 by a bellows or accordion pleated section 10.

In carrying out the invention, this section 6 of the article of baggage is adapted to carry a portfolio or the like 11 more clearly illustrated in Figure 2. The portfolio 11 is preferably of the extensible type, and may or may not have a plurality of partitions such as 12. A flap 13 is employed for closing the portfolio, thus rendering it a complete article capable of use by itself when removed from the article of baggage.

The extensible wall of the article of baggage, and the portfolio are especially constructed in order that they may be used in combination, with the portfolio positioned within the article of baggage as more clearly shown in Figure 3. To accomplish this result, a free edge flange like member 14 extends along one of the side edges of the extensible wall 9 and may be secured thereto as at 15 in Figure 3.

As more clearly shown in Figure 2, the bottom wall of the portfolio is formed as at 16 to provide a channel like portion 17 extending throughout the length of said bottom wall which channel 17 is adapted to receive the free edge of the flange like member 14 as illustrated in Figure 3. Secured to the opposite side edge of the extensible wall 9, there are two flaps or the like 19, and these flaps extend forwardly when the same is in the raised position in which it is shown in Figure 2. These flaps 19 may carry the head or socket 20 of a head and socket fastening, the other member 22 with which it is adapted to engage being carried by the portfolio in a manner to be hereinafter described.

In placing the portfolio within the article of baggage, it is positioned in the member 6 with the channel 17 receiving the free edge of the flange member 14 as illustrated in Figure 3. After this has been done, the flaps 19 are positioned beneath the closing flap 13

of the portfolio, and their member of the separable fastener such as the head 20 engage with the other member 22 of the fastener which in turn is carried by the portfolio. Thus it will be seen that the portfolio is in this manner secured to the extensible wall of the member 6, and that the flaps 19 prevent such movement of the portfolio as would cause disengagement of the free edge flange member 14 with the channel 17. 70

From the foregoing it will be apparent that the present invention provides an article of baggage with which a portfolio may be conveniently combined and in which the portfolio may be securely held within the article of baggage, at the same time being capable of removal for use as a separate article. 80

If desired, straps such as 25 may be employed to restrict the movement of the extensible wall 9 of the article of baggage. 85

It will be noted that the portfolio is at all times carried within the member 6 of the article of baggage and that as sufficient files or papers are placed therein to extend the same, the extension of the portfolio is compensated for by the extension of the bellows like section 10 of the member 6 thus at all times leaving a space such as 30 for the carrying of other articles and those contained in the portfolio. 90

Having thus described the invention, what is claimed as new and desired to secure by U. S. Letters Patent, is: 95

1. An article of baggage comprising in combination, a two part hand bag, one part having an extensible wall, a flange member mounted on and extending along one edge of said extensible wall and having an edge portion spaced therefrom, a portfolio having a portion adapted to be received behind the edge portion of said flange member, and tabs carried by said extensible wall and adapted for engagement with the portfolio to secure the same to the said extensible wall. 100

2. An article of manufacture comprising in combination a two part hand bag, one part having an extensible wall, a flange member mounted on and extending along one edge of said extensible wall and having an edge portion spaced therefrom, a portfolio for detachable securement in said member having the extensible wall, and a flange carried by the portfolio for reception behind the flange on said extensible wall and separate means for preventing disengagement of the interengaged flanges to retain the portfolio in position within the extensible case member. 105 110 115 120

3. An article of manufacture comprising in combination a two part hand bag, one part having an extensible wall, a flange member mounted on and extending along the edge of said extensible wall and having an edge portion spaced therefrom, a portfolio for detachable securement in said member having the extensible wall, and a flange adapted for re- 125 130

ception behind the flange on said extensible wall, and separate means for preventing disengagement of the interengaged flanges to retain the portfolio in position within the extensible case member, said means comprising tabs carried by said extensible wall and adapted for engagement with the portfolio.

In testimony whereof we affix our signatures.

JOSEPH FELDMAN. 75
JACOB LESSEM.