



US00D776133S

(12) **United States Design Patent**
Hill et al.

(10) **Patent No.:** **US D776,133 S**
(45) **Date of Patent:** **** Jan. 10, 2017**

(54) **DISPLAY SCREEN OR PORTION THEREOF WITH A GRAPHICAL USER INTERFACE**

(71) Applicant: **Zynga Inc.**, San Francisco, CA (US)

(72) Inventors: **Gregory Hill**, San Francisco, CA (US);
Henry Stern, Belmont, CA (US)

(73) Assignee: **Zynga Inc.**, San Francisco, CA (US)

(**) Term: **15 Years**

(21) Appl. No.: **29/531,112**

(22) Filed: **Jun. 23, 2015**

(51) **LOC (10) Cl.** **14-04**

(52) **U.S. Cl.**

USPC **D14/485**

(58) **Field of Classification Search**

USPC D14/485-495

CPC .. G06F 3/0482; G06F 3/0484; G06F 3/04817;
G06F 3/0488; G06F 3/0481; G06F
3/04842; A63F 2300/308; A63F 13/53;
H04M 1/72547

See application file for complete search history.

(56) **References Cited**

U.S. PATENT DOCUMENTS

1,599,460	A *	9/1926	Craze	G09F 23/14 283/56
3,444,319	A *	5/1969	Artzt	G06K 15/10 178/15
4,204,208	A *	5/1980	McCarthy	G09G 5/30 345/471
4,367,533	A *	1/1983	Wiener	B41B 19/01 178/30
D278,804	S *	5/1985	Tanikawa	D10/125
4,710,766	A *	12/1987	Dubois	G09G 3/3611 345/531

4,740,784	A *	4/1988	Fick	G06K 15/10 345/469
D351,003	S *	9/1994	Cohen	D21/349
D405,074	S *	2/1999	Sakazume	D14/490
D502,184	S *	2/2005	Glezer	D14/486
D579,949	S *	11/2008	Kaczmarek	D14/489
D629,416	S *	12/2010	Weir	D14/486
D647,916	S *	11/2011	Kaczmarek	D14/491
D649,559	S *	11/2011	Kaczmarek	D14/489
D683,354	S *	5/2013	Perry	D14/486
D714,319	S *	9/2014	Pereira	D14/485
9,061,211	B1 *	6/2015	Lohstroh	H04W 4/12
D738,898	S *	9/2015	Herold	D14/486

(Continued)

Primary Examiner — Sandra Snapp

Assistant Examiner — Katherine Glennon

(74) *Attorney, Agent, or Firm* — Schwegman Lundberg & Woessner, P.A.

(57) **CLAIM**



The ornamental design for a display screen or portion thereof with a graphical user interface, as shown and described.

DESCRIPTION

FIG. 1 is a face view of a display screen or portion thereof with a graphical user interface, showing my new design and illustrating a first embodiment of the design; and, FIG. 2 is a face view of a display screen or portion thereof with a graphical user interface, illustrating a second embodiment of the design.

The difference in shading indicates a contrast of appearance and does not depict any particular color, texture, or material. The outermost double broken lines represent the article and form no part of the claimed design. The broken lines within the display screen show portions of the graphical user interface and forms no part of the claimed design.

1 Claim, 2 Drawing Sheets



(56)

References Cited

U.S. PATENT DOCUMENTS

9,171,429	B2 *	10/2015	Leslie	G07F 17/34
9,254,443	B1 *	2/2016	Graham	A63F 3/00895
D754,166	S *	4/2016	Bainbridge	D14/486
2007/0066348	A1 *	3/2007	Silverbrook	G06Q 20/045 455/556.1
2012/0252574	A1 *	10/2012	Chow	G06Q 30/0251 463/31
2012/0322556	A1 *	12/2012	Rogers	A63F 13/10 463/37
2015/0339039	A1 *	11/2015	Arnone	G07F 17/32 463/25

* cited by examiner




FIG. 1




FIG. 2