



US00D970027S

(12) **United States Design Patent**  
**He**

(10) **Patent No.:** **US D970,027 S**

(45) **Date of Patent:** **\*\* Nov. 15, 2022**

(54) **FACE MASSAGER**

(71) Applicant: **ShenZhen Baselab Technology LLC,**  
Shenzhen (CN)

(72) Inventor: **Shizhun He,** Shenzhen (CN)

(73) Assignee: **SHENZHEN BASELAB**  
**TECHNOLOGY LLC,** Shenzhen (CN)

(\*\*) Term: **15 Years**

(21) Appl. No.: **29/763,817**

(22) Filed: **Dec. 24, 2020**

(51) **LOC (13) Cl.** ..... **28-03**

(52) **U.S. Cl.**  
USPC ..... **D24/214**

(58) **Field of Classification Search**  
USPC ..... D24/133, 188, 200, 211, 212, 213, 214,  
D24/215; D28/44, 56; D10/57  
CPC ..... A61B 2017/00761; A61B 2017/00747;  
A61N 2007/0034  
See application file for complete search history.

(56) **References Cited**

**U.S. PATENT DOCUMENTS**

D321,056 S *	10/1991	Chambers	.....	D24/212
D323,034 S *	1/1992	Reinstein	.....	D24/214
D361,404 S *	8/1995	Haas	.....	D28/7
D467,347 S *	12/2002	Yang	.....	D24/215
D538,430 S *	3/2007	Ohta	.....	D24/146
D609,817 S *	2/2010	Piller	.....	D24/215
D659,843 S *	5/2012	Wang	.....	D24/200
D678,783 S *	3/2013	Wilcox	.....	D28/7
D791,960 S *	7/2017	Guanying	.....	D24/209

D863,574 S *	10/2019	Yan	.....	D24/200
D865,990 S *	11/2019	Ko	.....	D24/215
D888,264 S *	6/2020	Sherrill	.....	D24/215
D894,411 S *	8/2020	Jin	.....	D24/200
D904,635 S *	12/2020	Shenfarber	.....	D24/209
D932,038 S *	9/2021	Park	.....	D24/209
D949,380 S *	4/2022	Khubani	.....	D24/215

\* cited by examiner

*Primary Examiner* — Michael A Maharajh

(74) *Attorney, Agent, or Firm* — WPAT, PC

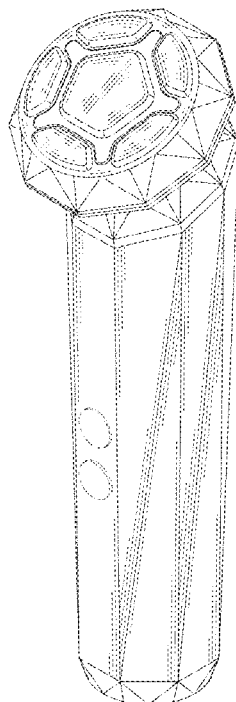
(57) **CLAIM**

The ornamental design for a face massager, as shown and described.

**DESCRIPTION**

FIG. 1 is a perspective view of a face massager, showing my new design;  
FIG. 2 is another perspective view thereof;  
FIG. 3 is a front view thereof;  
FIG. 4 is a rear view thereof;  
FIG. 5 is a left side view thereof;  
FIG. 6 is a right side view thereof;  
FIG. 7 is a top plan view shown at an enlarged scale thereof; and,  
FIG. 8 is a bottom plan view shown at an enlarged scale thereof.  
The broken line shown are included for the purpose of illustrating portions of the face massager which form no part of the claimed design.

**1 Claim, 5 Drawing Sheets**



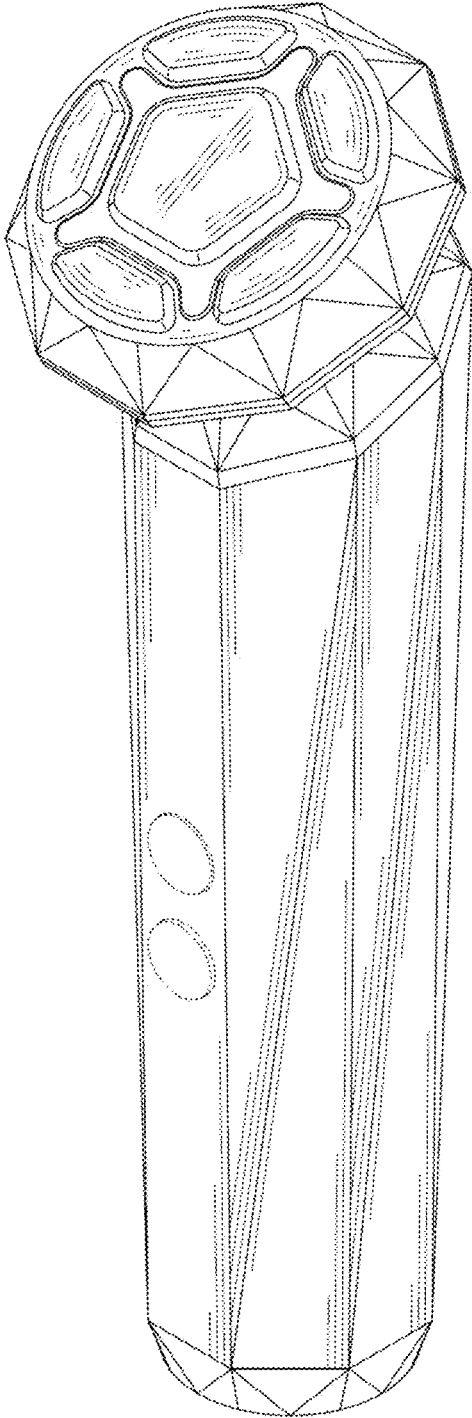


FIG. 1

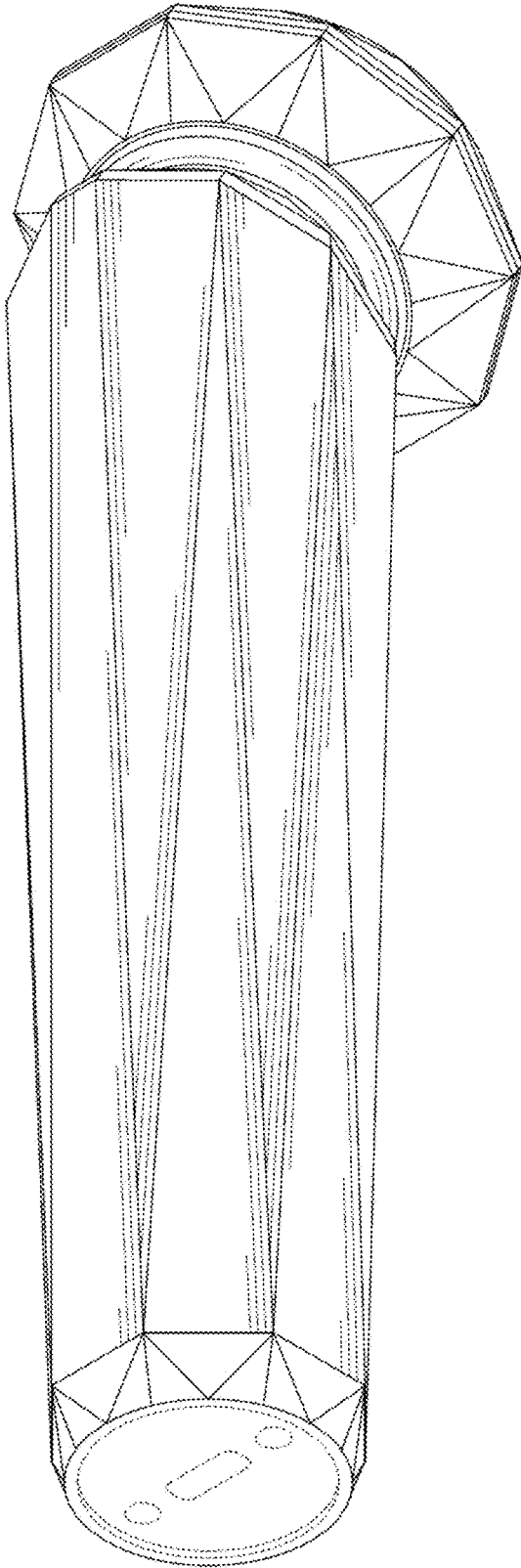


FIG. 2

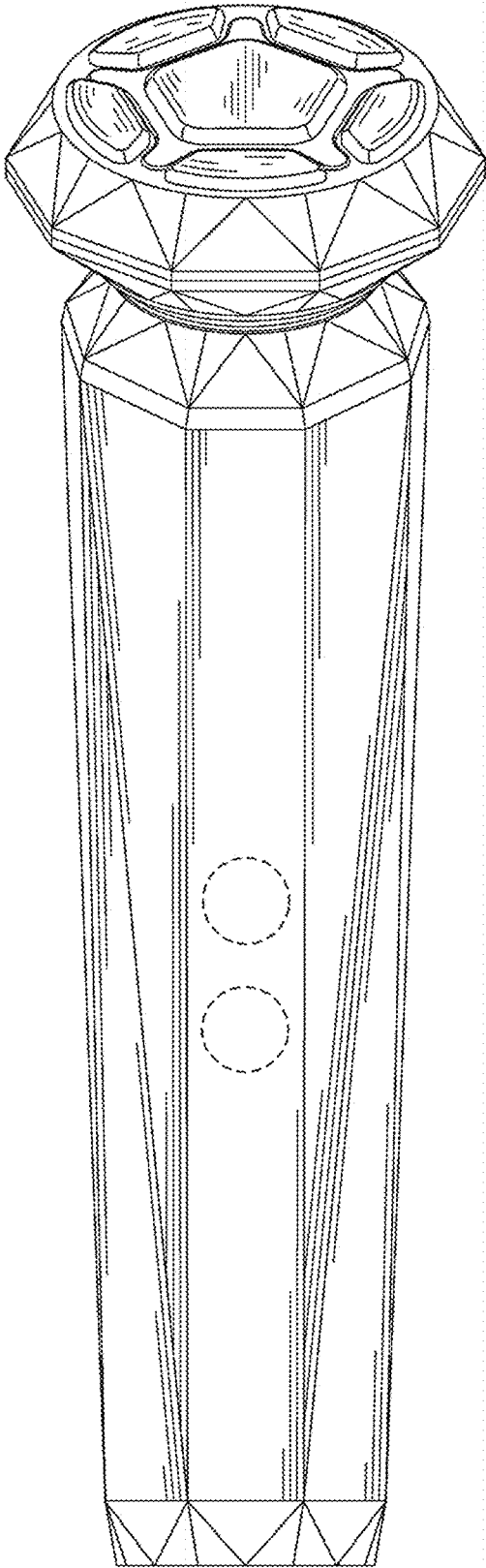


FIG. 3

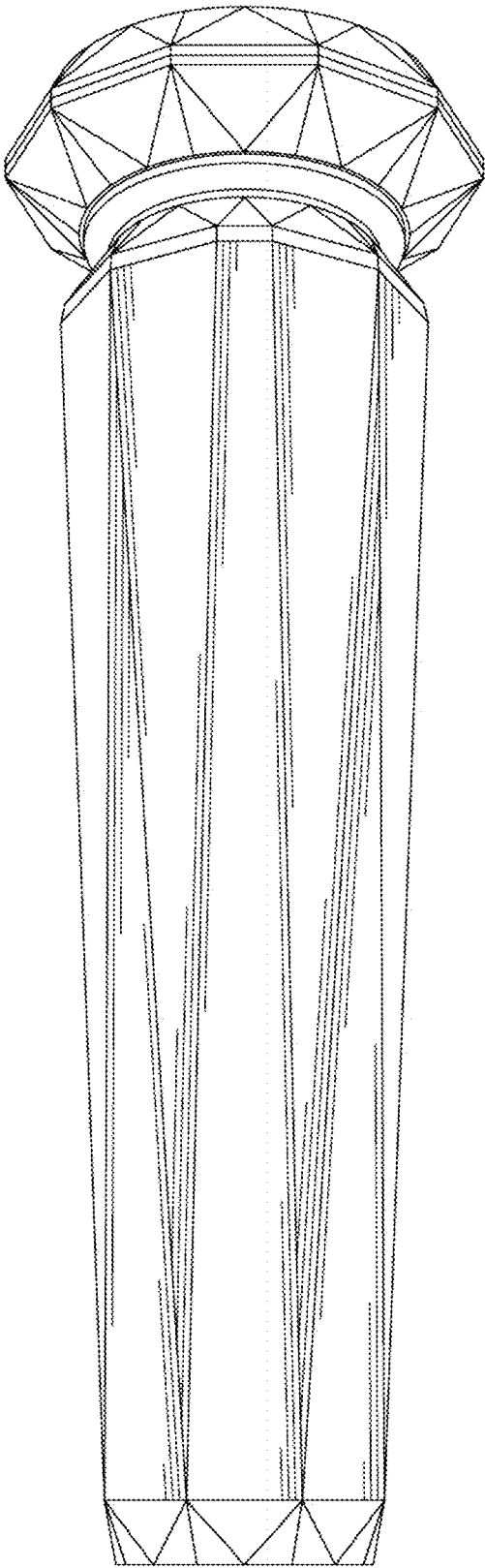


FIG. 4

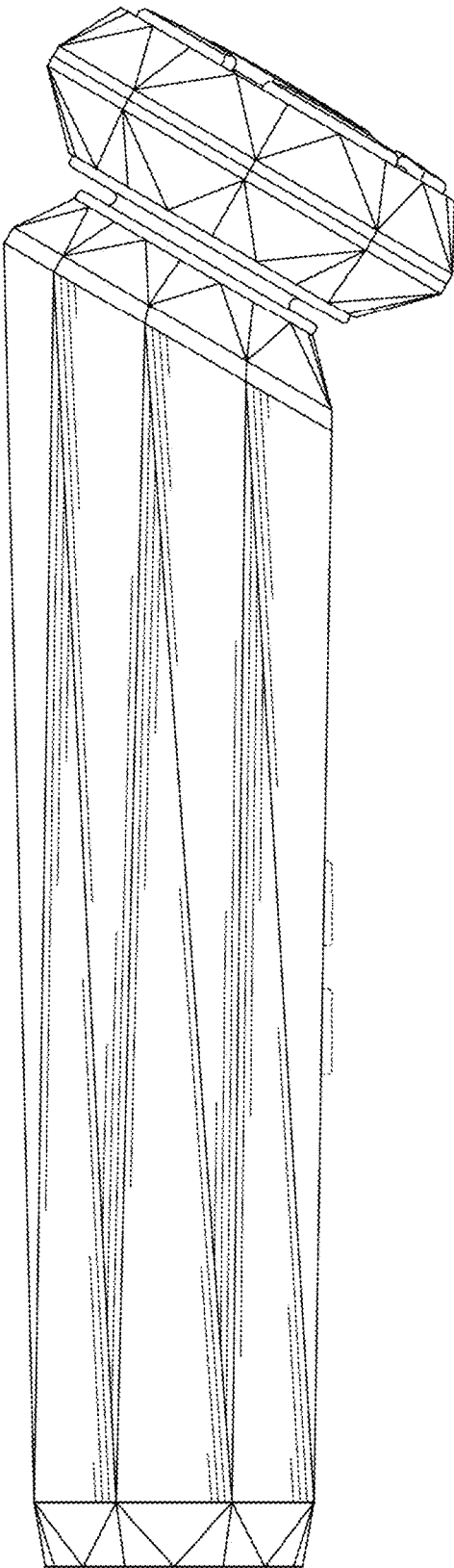


FIG. 5




FIG. 6




FIG. 7

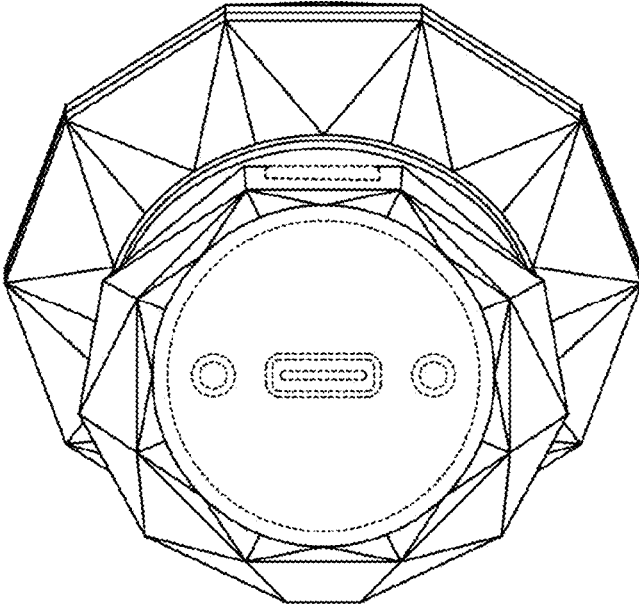


FIG. 8