



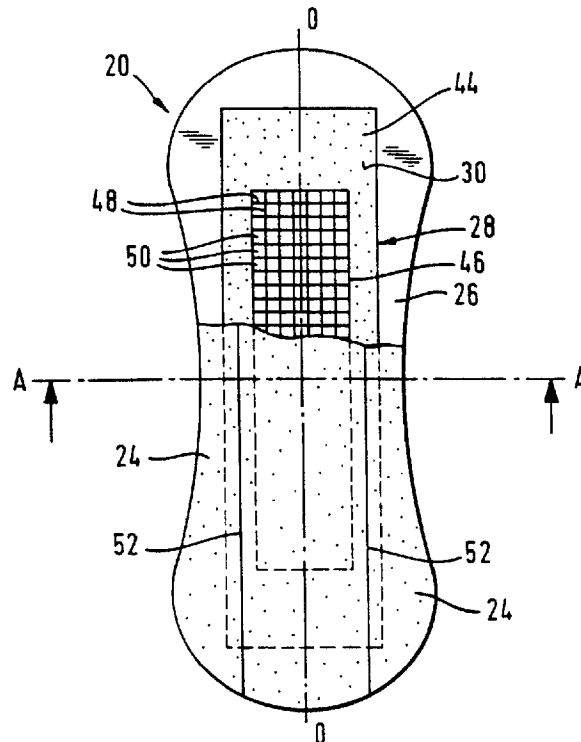
- (72) CARLUCCI, Giovanni, IT  
(72) GIORGINI, Gennaro, IT  
(72) D'ALESSIO, Nicola, IT  
(72) TAMBURRO, Maurizio, IT  
(71) THE PROCTER & GAMBLE COMPANY, US

(51) Int.Cl.<sup>6</sup> A61F 13/15

(30) 1996/04/29 (96106724.6) EP

(54) **ARTICLE ABSORBANT JETABLE PRESENTANT DES  
INCISIONS DANS LA STRUCTURE ABSORBANTE ET  
PRENANT SA FORME DEFINITIVE EN COURS  
D'UTILISATION**

(54) **DISPOSABLE ABSORBENT ARTICLE HAVING INCISIONS IN  
THE ABSORBENT STRUCTURE AND BEING CAPABLE OF  
SELF-SHAPING IN USE**





(57) L'invention concerne un article absorbant jetable (20) qui est sensiblement plat avant d'être utilisé, destiné à être porté à proximité d'une zone d'évacuation corporelle, et présentant une surface faisant face au corps et une surface faisant face au vêtement. Ledit article absorbant (20) présente une feuille supérieure (24) perméable aux liquides, une feuille de support (26) et un noyau absorbant (28) placé entre ces deux feuilles. Le noyau absorbant (28) présente une surface faisant face au corps et une surface faisant face au vêtement et comporte une couche (46) de dilatation permettant à l'article de se dilater pour former une structure tridimensionnelle lorsque ce dernier est porté par l'utilisateur. La couche de dilatation (46) est activée par les liquides biologiques et comporte des incisions (48) sur sa surface faisant face au corps, et/ou sur sa surface faisant face au vêtement, les incisions étant placées selon un réseau fermé de lignes se croisant.

(57) This invention is a disposable absorbent article (20) which is substantially flat prior to use for wearing adjacent a body discharge area having a body facing surface and a garment facing surface. The disposable absorbent article (20) includes a liquid pervious topsheet (24), a backsheet (26), and an absorbent core (28) intermediate the topsheet and the backsheet. The absorbent core (28) has a body facing surface and a garment facing surface, and includes an expanding layer (46) for expanding the article into a tridimensional structure while being worn by a user. The expanding layer (46) is activated by body fluids, and includes incisions (48) on its body facing surface, and/or on its garment facing surface, the incisions being arranged in a closed array of intersecting lines.



PCT

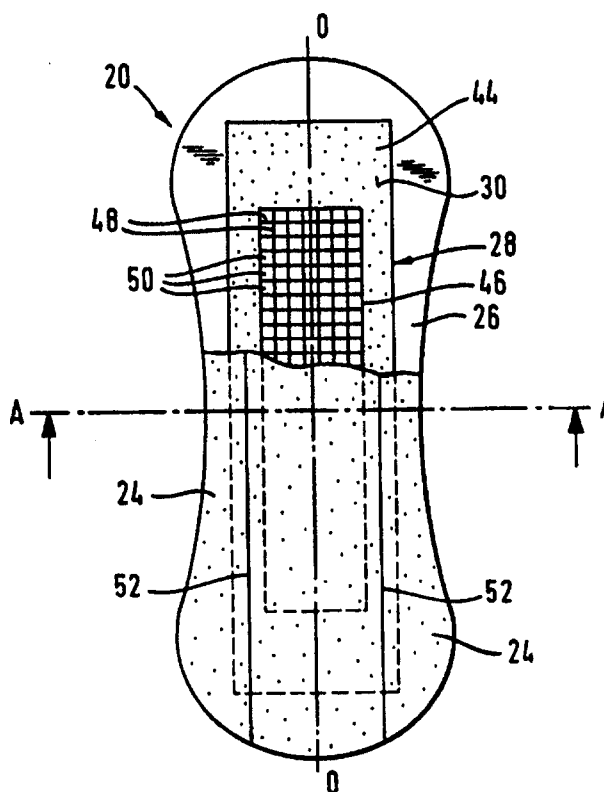
WORLD INTELLECTUAL PROPERTY ORGANIZATION  
International Bureau

INTERNATIONAL APPLICATION PUBLISHED UNDER THE PATENT COOPERATION TREATY (PCT)

(51) International Patent Classification <sup>6</sup> : <b>A61F 13/15</b>	<b>A1</b>	(11) International Publication Number: <b>WO 97/40800</b> (43) International Publication Date: 6 November 1997 (06.11.97)
<p>(21) International Application Number: PCT/US97/07672</p> <p>(22) International Filing Date: 28 April 1997 (28.04.97)</p> <p>(30) Priority Data: 96106724.6 29 April 1996 (29.04.96) EP (34) Countries for which the regional or international application was filed: BE et al.</p> <p>(71) Applicant (for all designated States except US): THE PROCTER &amp; GAMBLE COMPANY [US/US]; One Procter &amp; Gamble Plaza, Cincinnati, OH 45202 (US).</p> <p>(72) Inventors; and (75) Inventors/Applicants (for US only): CARLUCCI, Giovanni [IT/IT]; Via Papa Giovanni XXIII, 65, I-66100 Chieti (IT). GIORGINI, Gennaro [IT/IT]; Via Lucania, 14, I-64026 Roseto (IT). D'ALESSIO, Nicola [IT/IT]; Via S. Spacenta, 8, I-65126 Pescara (IT). TAMBURRO, Maurizio [IT/IT]; Via M. Polo, 50, I-65100 Pescara (IT).</p> <p>(74) Agents: REED, T., David et al.; The Procter &amp; Gamble Company, 5299 Spring Grove Avenue, Cincinnati, OH 45217 (US).</p>		<p>(81) Designated States: AL, AM, AT, AU, AZ, BA, BB, BG, BR, BY, CA, CH, CN, CU, CZ, DE, DK, EE, ES, FI, GB, GE, GH, HU, IL, IS, JP, KE, KG, KP, KR, KZ, LC, LK, LR, LS, LT, LU, LV, MD, MG, MK, MN, MW, MX, NO, NZ, PL, PT, RO, RU, SD, SE, SG, SI, SK, TJ, TM, TR, TT, UA, UG, US, UZ, VN, YU, ARIPO patent (GH, KE, LS, MW, SD, SZ, UG), Eurasian patent (AM, AZ, BY, KG, KZ, MD, RU, TJ, TM), OAPI patent (BF, BJ, CF, CG, CI, CM, GA, GN, ML, MR, NE, SN, TD, TG).</p> <p><b>Published</b> With international search report.</p>
<p>(54) Title: DISPOSABLE ABSORBENT ARTICLE HAVING INCISIONS IN THE ABSORBENT STRUCTURE AND BEING CAPABLE OF SELF-SHAPING IN USE</p>		

## (57) Abstract

This invention is a disposable absorbent article (20) which is substantially flat prior to use for wearing adjacent a body discharge area having a body facing surface and a garment facing surface. The disposable absorbent article (20) includes a liquid pervious topsheet (24), a backsheet (26), and an absorbent core (28) intermediate the topsheet and the backsheet. The absorbent core (28) has a body facing surface and a garment facing surface, and includes an expanding layer (46) for expanding the article into a tridimensional structure while being worn by a user. The expanding layer (46) is activated by body fluids, and includes incisions (48) on its body facing surface, and/or on its garment facing surface, the incisions being arranged in a closed array of intersecting lines.





from the absorbent element from soiling the user's garments.

In addition to the three functional elements mentioned above, disposable absorbent articles are generally provided with means for supporting the device adjacent the user's crotch area, even as the user moves, where it can most effectively perform its intended function. Typically, absorbent articles as sanitary napkins are provided with an adhesive attachment means for securing the device to the inner crotch area of the user's undergarments.

Improved fluid interception can occur if the absorbent article is in close contact with the body of the wearer.

While previously known absorbent articles do perform their intended function, each conventional design can be further improved in one or more of absorbency of body fluids, protection of the user's garments from soiling, and/or physical comfort to the user.

With respect to disposable sanitary napkins several attempts have been made in the art to improve body contact with the wearer, and hence absorb fluids upon discharge and thereby minimize soiling, by providing a sanitary napkin having an anatomically shaped configuration, particularly including those that are raised upwardly or humped in their medial portions so as to be near or in contact with the pudendal region when worn.

On female users these sanitary napkins attempt to contact and absorb menses immediately as it leaves the vestibule.

Some articles have also been described in which an anatomically shaped configuration is provided during the wearing time, with the advantage of a better fit to the anatomy.

U.S. Patent No. 3,736,931 discloses a sanitary napkin having an outer non-compressed layer of fluid absorbent material and an inner core of highly compressed fluid absorbent material which is at least partially enclosed therein. The napkin preferably is V-shaped in cross section and is arch-shaped in its longitudinal direction by die compression. When the napkin is worn the fluid directs first into the inner compressed layer so as to cause it to swell and to expand the outer non-compressed layer in all directions, thereby adjusting itself to each wearer.

The sanitary napkin expands upon fluid absorption and may adjust itself to the user's anatomy, but since it is not flat prior to use it may be cumbersome to package and to handle; moreover, the expansion takes place mainly in lateral direction, so achieving an effective seal against the inner side of the thighs and at both sides of the vaginal orifice; therefore the structure is neither capable of forming a convex upward configuration nor it brings the absorbent element in direct contact with the point of release of the fluid.

According to U.S. Patent No. 3,512,530 a sanitary napkin is described in which a compressed regenerated cellulose sponge layer is combined to a larger fibrous cellulose layer to form a multiple ply absorbent core. The compressed regenerated cellulose sponge layer is positioned over the fibrous layer, and it is typically centered about it; it is intended as the primary absorbent element of the sanitary napkin, while the fibrous layer acts as a secondary or back up absorber.

The sanitary napkin may be therefore very thin prior to use, as compared to other sanitary products having the same absorbent capacity.

Although the compressed regenerated cellulose sponge layer is capable of expanding in Z-direction upon fluid absorption, the structure described is not particularly suitable to provide an effective body contact with the wearer's anatomy and might cause discomfort to the user due to the characteristics of the compressed regenerated cellulose sponge material, particularly when it is dry.

Moreover, when the expansion of the compressed regenerated cellulose sponge layer starts from the point that is first reached by the fluid, it is restrained by the surrounding, still dry regions of the sponge layer at least until they have received liquid by capillary diffusion through the material itself. This may not allow an effective swelling, particularly under absorption of relatively small amounts of fluid, due to the restraining effect of the remaining portions of the material not yet reached by the fluid.

The compressed regenerated cellulose layer may also be rather stiff in its dry state if a higher density, which is particularly useful for a rapid absorption and diffusion of the fluid, is to be provided to overcome this

problem.

5 EP Patent 293 208 B1 describes the use of multiple layers of compressed regenerated cellulose sponge sheets in a sanitary napkin as the sole absorbent material instead of the usual cellulose pulp absorbent core in order to obtain an absorbent article of improved strength and shape retainability in wet conditions, as compared to traditional absorbent articles with fluff cores that tend to be broken or to form lumps in use.

10 The sheets are provided with slits in order to enhance their flexibility, with a better comfort for the user, and to increase the fluid absorbing area.

15 The sanitary napkin described in EP patent 293 208 B1 has a structure that is not specifically intended to provide a self shaping capability during the use taking advantage of the swelling of the absorbent material, but rather a better strength when wetted than articles using conventional, fluff-based absorbent cores, and a better flexibility and absorbency rate as compared to articles using the same compressed regenerated cellulose sponge material.

20 The slits comprised in the sheets do not solve the problem of the restraining effect against the swelling of the area that has already received the fluid performed by the surrounding material not yet reached by the fluid.

25 Therefore there is still the need for an absorbent article capable of providing an anatomically shaped configuration for a closer body contact which is achieved during the use upon activation by absorbed body fluids, while it is comfortable for the wearer, easy to produce and to package, and capable of achieving a high degree of swelling even in localized areas and upon activation by small amounts of fluid.

30

#### SUMMARY OF THE INVENTION

35 The present invention relates to disposable absorbent articles for wearing adjacent a body discharge area which are substantially flat prior to use. The substantially flat disposable absorbent article has a longitudinal centreline and a lateral centreline orthogonal thereto that define longitudinal and lateral directions respectively and a Z-direction which is orthogonal to

both of them. The disposable absorbent article comprises a liquid pervious topsheet, a backsheet joined to said topsheet, and an absorbent core intermediate the topsheet and the backsheet. The term "substantially flat", as used herein, refers to articles which have their main extension in one plane in contrast to being shaped. The absorbent core comprises an expanding layer for expanding the article into a tridimensional structure while being worn by a user, wherein the expanding layer has a body facing surface and a garment facing surface, is activated by body fluids and comprises incisions on at least its body facing surface or its garment facing surface that are arranged in a closed array of intersecting lines.

### BRIEF DESCRIPTION OF THE DRAWINGS

While the specification concludes with claims particularly pointing out and distinctly claiming the present invention, it is believed that the present invention will be better understood from the following description in conjunction with the following drawings:

FIG. 1 is a top plan view of one embodiment of a sanitary napkin according to the present invention;

FIG. 2 is a cross-sectional view of the sanitary napkin shown in FIG. 1 as taken along a section line corresponding to the transverse centreline A-A;

FIG. 3 is a cross-sectional view similar to that of FIG. 2, showing the sanitary napkin expanded into a tridimensional structure after activation during wear;

FIGS. 4a, 4b and 4c show alternate patterns for the incisions comprised on the expanding layer;

FIG. 5 is a cross-sectional view of another embodiment of a sanitary napkin according to the present invention;

FIG. 6 is a cross-sectional view similar to that of FIG. 2, showing the sanitary napkin expanded in a tridimensional structure after activation during wear.

### DETAILED DESCRIPTION OF THE INVENTION

This invention relates to a disposable absorbent article which exhibits absorbency for bodily fluids, the protection of the user's garments from soiling, improved physical comfort to the user, and which is easy to produce and to package. The disposable absorbent article is described below by



reference to a sanitary napkin or catamenial. The term "sanitary napkin", as used herein, refers to an article which is worn by females adjacent to the pudendal region and which is intended to absorb and contain the various body fluids which are discharged from the body (e.g., vaginal discharges, menses, and/or urine) and which is intended to be discarded after a single use. The disposable absorbent article is substantially flat prior to use.

The term "substantially flat", as used herein, refers to articles that have their main extension in one plane in contrast to being shaped. In a preferred embodiment a substantially flat article will have an absorbent core of constant thickness or, at least, will have an absorbent core that is not shaped in a direction which is orthogonal to the absorbent core itself. This does not exclude a general curvature of the absorbent core. It will be apparent to the man skilled in the art to which extent products can deviate from absolute flat shape and still benefit from the during the use shaping according to the present invention.

Sanitary napkins with longitudinal side cuffs, which may be optionally elasticated, and sanitary napkins with a moderate curvature are therefore within the scope of the present invention, provided that their absorbent core is not shaped prior to use in a direction that is orthogonal to the absorbent core itself.

The term "use", as used herein, refers to the period of time that starts when the absorbent article is actually put in contact with the anatomy of the user.

The terms "joined" or "affixed", as used herein, encompasses configurations whereby a first member is directly connected to a second member and configurations whereby a first member is indirectly connected to a second member by connecting the first member to intermediate members which in turn are connected to the second member.

Interlabial devices which reside partially within and partially external of the wearer's vestibule are also within the scope of this invention. As used herein, the term "pudendal" refers to the externally visible female genitalia and is limited to the labia majora, the labia minora, the clitoris, and the

vestibule.

In FIGS. 1 and 2, one preferred embodiment of a sanitary napkin 20 of the present invention is shown. Fig. 1 is a plan view of the sanitary napkin 20 of the present invention in its flat-out state prior to use with portions of the structure being cut-away to more clearly show the construction of the sanitary napkin 20 and with the portion of the sanitary napkin 20 which faces or contacts the wearer oriented towards the viewer. As shown in FIGS. 1 and 2, the sanitary napkin 20 preferably comprises a liquid pervious topsheet 24, a liquid impervious backsheet 26 joined to the topsheet 24, and an absorbent core 28 intermediate the topsheet 24 and the backsheet 26; the absorbent core 28 comprises an expanding layer 46 for expanding the sanitary napkin into a tridimensional structure while being worn by a user.

In a preferred embodiment of the present invention illustrated in FIGS. 1 to 3, the absorbent core 28 comprises the expanding layer 46 and a separate, substantially non expanding absorbent element 44 joined together and in face to face relationship to each other, the expanding layer 46 being positioned between the topsheet 24 and the absorbent element 44.

The absorbent element 44 and the expanding layer 46 may be associated in any suitable manner to form the absorbent core 28. Suitable manners include, but are not limited to, associating the absorbent element 44 and the expanding layer 46 with adhesives such as by spray-gluing or by applying lines or spots of adhesive between them. Alternatively, or additionally, the association between the layers may be achieved by fibre entanglement or by a plurality of discrete fusion bonds.

Alternatively, the expanding layer 46 may constitute the entire absorbent core 28.

The absorbent capacity of the absorbent core 28 should be compatible with the intended body fluid loading for the sanitary napkin 20. Further, the overall absorbent capacity of the absorbent core 28 may be varied to accommodate wearers ranging in the expected amount of body fluid volume. For instance, a different absorbent capacity may be utilized for sanitary napkins intended for day time use as compared with those intended for night time use, or for sanitary napkins intended for use by teenage

females as compared with those intended by more mature women.

The sanitary napkin 20 has two surfaces, a body contacting or facing surface, and a garment facing or contacting surface. The absorbent core 28 has corresponding body facing and garment facing surfaces. The sanitary napkin 20 has two centrelines, a longitudinal centreline O-O and a transverse centreline A-A orthogonal thereto. The term "longitudinal", as used herein, refers to a line, axis or direction in the plane of the sanitary napkin 20 that is generally aligned with (e.g., approximately parallel to) a vertical plane which bisects a standing wearer into left and right body halves when the sanitary napkin 20 is worn. The terms "transverse" or "lateral", as used herein, are interchangeable, and refer to a line, axis, or direction which lies within the plane of the sanitary napkin 20 and is generally perpendicular to the longitudinal direction. The Z-direction is orthogonal to both the longitudinal and lateral directions of the sanitary napkin 20 and extends outwardly from the plane of the sanitary napkin 20, which is defined by the longitudinal centreline O-O and the lateral centreline A-A. The term "longitudinally oriented" refers to a direction  $\pm 45$  degrees of the longitudinal direction in the plane of the sanitary napkin 20; the term "laterally oriented" refers similarly to any other direction in the plane of the sanitary napkin 20.

The long edges of the sanitary napkin 20, which are aligned with the longitudinal centreline O-O, are the longitudinal side margins of the sanitary napkin 20. The ends of the sanitary napkin 20 joining the longitudinal side margins are the transverse ends of the sanitary napkin 20. Collectively the longitudinal side margins and transverse ends of the sanitary napkin 20 define its periphery. Similarly, the absorbent core 28 of the sanitary napkin 20 have a periphery defined by alternatively disposed longitudinal side margins and transverse ends.

Tridimensional structures of the sanitary napkin 20 are those in which the sanitary napkin structure is caused to expand, at least partially, in the Z-direction, in order to more closely conform to the user's anatomy. Said expansion preferably takes place in a direction that goes from the garment facing surface towards the body facing surface of the sanitary napkin 20. Particularly preferred are tridimensional structures with a convex upward configuration that are inclusive of, but not limited to, inverted U-shapes or inverted V-shapes. With these configurations the cross-sectional contour of

the central portion of the sanitary napkin more closely matches the labia of the typical wearer.

The topsheet 24 is compliant, soft feeling, and non-irritating to the wearer's skin. Further, the topsheet 24 is liquid pervious, permitting liquid to readily penetrate through its thickness. A suitable topsheet 24 may be manufactured from a wide range of materials such as woven and nonwoven materials; polymeric materials such as apertured formed thermoplastic films, apertured plastic films, and hydroformed thermoplastic films; porous foams; reticulated foams; reticulated thermoplastic films; and thermoplastic scrims. Suitable woven and nonwoven materials can be comprised of natural fibres (e.g., wood or cotton fibers), synthetic fibres (e.g., polymeric fibres such as polyester, polypropylene, or polyethylene fibres); or from a combination of natural and synthetic fibres.

15

A preferred topsheet comprises an apertured formed film. Apertured formed films are preferred for the topsheet because they are pervious to body fluids and yet non-absorbent and have a reduced tendency to allow liquids to pass back through and rewet the wearer's skin. Thus, the surface of the formed film which is in contact with the body remains dry, thereby reducing body soiling and creating a more comfortable feel for the wearer.

20

Suitable formed films are described in U.S. Pat. No. 3,929,135, issued to Thompson on December 30, 1975; U.S. Pat. No. 4,324,246, issued to Mullane, et al. on April 13, 1982; U.S. Pat. No. 4,342,314, issued to Radel, et al. on August 3, 1982; U.S. Pat. No. 4,463,045, issued to Ahr, et al. on July 31, 1984; and U.S. Pat. No. 5,006,394, issued to Baird on April 9, 1991. A preferred topsheet for the absorbent article of the present invention is a formed film described in one or more of the above patents and marketed on sanitary napkins by The Procter & Gamble Company of Cincinnati, Ohio as "DRI-WEAVE".

30

In a preferred embodiment of the present invention, the body or exposed surface of the formed film topsheet is hydrophilic so as to help liquid transfer through the topsheet faster than if the body surface were not hydrophilic so as to diminish the likelihood that menstrual fluid will flow off the topsheet rather than flowing into and being absorbed by the absorbent core.

35

The topsheet of the present invention is preferably capable of expanding as the sanitary napkin 20 expands in a tridimensional structure upon absorption of body fluids. This may be achieved when the topsheet is made of a material that is intrinsically extensible under the forces exerted by the expanding layer 46. In a preferred embodiment illustrated in FIGS. 1 and 2 the topsheet 24 is provided with two pleats or folds 52 symmetrically positioned at both sides of the longitudinal centreline O-O and substantially parallel to it. As shown in FIG. 2 the topsheet 24 in each pleat or fold 52 is folded twice on itself toward the longitudinal side margins of the sanitary napkin 20. A single pleat or fold or, alternatively, more than two folds may be also comprised in the topsheet 24 without departing from the scope of the present invention; the pleats or folds may be generally longitudinally or laterally oriented.

15

If present, as illustrated in FIGS. 1 to 3, the substantially non expanding absorbent element 44 of the absorbent core 28 may be any absorbent means which is generally compressible, resilient, non-irritating to the wearer's skin and capable of absorbing and containing body fluids. The absorbent element 44 may be manufactured from a wide variety of liquid absorbent materials commonly used in disposable sanitary napkins, and other disposable absorbent articles. Examples of suitable absorbent materials include comminuted wood pulp (which is generally referred to as airfelt), creped cellulose wadding, modified cross-linked cellulose fibres (such as those described in U.S. Patent No. 5,217,445 issued to Young, et al. on June 8, 1993), capillary channel fibres (that is, fibres having intra-fibre capillary channels such as those described in U.S. Patent No. 5,200,248 issued to Thompson, et al. on April 6, 1993), absorbent foams (such as those described in U.S. Patent No. 5,260,345, issued to DesMarais, et al. on November 9, 1993 and U.S. Patent No. 5,268,244 issued to DesMarais, et al. on December 7, 1993), thermally bonded airlaid materials (such as those material described in U.S. Patent Application Serial No. 08/141,156, entitled "Catamenial Absorbent Structures Having Thermally Bonded Layers For Improved Handling of Menstrual Fluids and Their Use In Catamenial Pads Having Improved Fit and Comfort" filed in the name of Richards, et al. on October 21, 1993 (P&G Case 5051)), absorbent sponges, synthetic staple fibres, polymeric fibres, hydrogel-forming polymer gelling agents, peat moss,

35

or any equivalent materials or combinations of materials. Suitable absorbent cores comprising foams are described in European Applications 0 598 833, 0 598 823 and 0 598 834.

5 In the embodiment illustrated in FIGS. 1 to 3, the absorbent element 44 of the absorbent core 28 is comprised of an absorbent layer 30 made of a thermally bonded airlaid material longitudinally folded twice on itself and comprising particles of absorbent gelling material therebetween, which are not shown for clarity.

10 As shown in FIGS. 1 and 2 the absorbent core 28 comprises an expanding layer 46 for expanding the sanitary napkin 20 into the desired tridimensional structure while the sanitary napkin 20 is being worn. In an embodiment illustrated in FIGS. 1 to 3 the expansion and the final shaping of the sanitary napkin 20 into the tridimensional structure is provided by the swelling, substantially in Z-direction, of the material that constitutes the expanding layer 46 and that is activated during wear by the absorption of body fluids.

15 The expanding layer 46 may comprise any material that is capable of such swelling in order to shape the sanitary napkin 20 into the desired tridimensional structure.

20 After the absorption of body fluids and the subsequent swelling, the material of the expanding layer 46 must be soft, compliant, conformable and resilient. It must be compressible such that it will deform under the relatively small forces that are experienced during normal use. In addition to be compressible, the material of the expanding layer 46 must be flexible and conformable after swelling so it can provide improved fit through the topsheet 24 into and around the wearer's labia and perineum when the tridimensional structure is formed during the wearing time. The ability to follow the topography of the anatomy will provide intimate contact with the exposed genitalia of the female user. This helps provide better fluid transfer from the user into the expanding layer 46. While these characteristics of the expanding layer 46 allow for improved fit, they also cause the product to be both soft and comfortable for the wearer.

25 30 35 It is preferred that the expanding layer 46 forms at least part of the body facing surface of the absorbent core 28. In the embodiment illustrated

in FIGS. 1 and 2 the expanding layer 46 is positioned over the absorbent element 44, in face to face relationship with it; it is rectangular and preferably narrower and shorter than the absorbent element 44, as illustrated in FIG. 1, being centered about both the longitudinal and transverse centrelines O-O and A-A. As an alternative, different shapes are also possible for the expanding layer 46, e.g. an hourglass shape.

The expanding layer 46 of the absorbent core 28 has a body facing surface and a garment facing surface, and further comprises incisions 48 on at least one of its body facing surface or its garment facing surface arranged in a closed array of intersecting lines; in the embodiments illustrated in FIGs 1, 2, 3, 5 and 6 the expanding layer 46 comprises incisions 48 on its body facing surface only.

The term "incision", as used herein, indicates a cut in the surface of a layer, which substantially does not involve the whole thickness of the layer; while incisions may occasionally go through the whole thickness of a layer, it is intended that they cannot divide the layer into two or more separate portions.

The incisions have a depth which ranges from 50% to 95% of the thickness of the expanding layer 46 in its dry, compressed state, preferably from 70% to 90%, the pitch of the array is comprised between 0.5 and 10 mm.

The incisions 48 must be arranged in a closed array of intersecting lines in order to divide the body facing surface of the expanding layer 46 into a number of smaller elements 50 connected to each other at their bottom, that is, at the garment facing surface of the expanding layer 46 illustrated in FIGs 1 to 3, while they are free of expanding in Z-direction independently from each other upon activation by absorbed fluid at the opposite body facing surface of the expanding layer 46. Upon activation by absorbed fluid each element 50 is free of swelling in Z-direction without being restrained by the surrounding zones of the expanding layer 46 that have not yet been reached by the fluid. This allows a much higher swelling of localized zones of the expanding layer 46 upon absorption of very limited amounts of fluid, as may happen when the first drops of body fluid are received by the expanding layer 46. A preferred array of intersecting lines for the incisions 48 is illustrated in FIG. 1, where a squared array is provided on the body facing surface of the expanding layer 46 in which the intersecting lines are respectively parallel to

the longitudinal and to the transverse centrelines O-O and A-A. The closed array of intersecting lines for the incisions 48 may be alternatively arranged in different patterns, as illustrated in FIGS. 4a, 4b, and 4c, in which closed arrays of lozenges, circles and hexagons are respectively provided.

5           FIG. 3 shows the sanitary napkin 20 expanded into a tridimensional structure after activation of the expanding layer 46 upon absorption of a first amount of body fluid in its central zone, which directly involves only the three central elements 50 of the expanding layer 46, in the section shown in the figure.

10           Upon absorption of this first amount of body fluid, the three central elements 50 of the expanding layer 46 are capable of swelling substantially independently from the surrounding elements not yet reached by the fluid, without being restrained by them. The zone of the expanding layer 46 that first receives the fluid may therefore swell more than if it were not divided in  
15 elements 50 separated from one another by the incisions 48. The undivided portion at the bottom of the expanding layer that is not affected by the incisions 48 holds the expanding layer 46 together while providing a path for the absorbed fluid to further diffuse by capillarity towards adjacent elements 50, possibly not yet directly reached by the fluid.

20           The absorption of the fluid within the expanding layer 46 is promoted by the incisions 48 that increase the surface area available for the fluid acquisition and distribution.

          The incisions 48 have also the effect of reducing the stiffness of the expanding layer 46 in its dry state, so allowing the use of expanding layers  
25 46 of higher thicknesses, e.g. when an absorbent core 28 completely constituted by an expanding layer 46 is considered. Incisions on the garment facing surface of the expanding layer 46, as taken alone or in combination with the preferred incisions on the body facing surface, are particularly advantageous to further decrease the stiffness of the expanding  
30 layer in its dry state.

          The depth and the pitch of the array of the incisions 48 can be constant throughout the entire surface of the expanding layer 46 on which they are present, as illustrated in FIGS. 1 and 4, or, alternatively, different depths and  
35 pitches can be adopted in different portions of the body facing and/or garment facing surface of the expanding layer 46. Deeper incisions and smaller pitches for the array generally provide a higher swelling upon



activation by even very small amounts of fluid, while a larger pitch and/or a lower depth increase the diffusion of the fluid throughout the expanding layer.

The right balance among all those different features can be easily defined by the man skilled in the art.

5

In a preferred embodiment of the present invention the expanding layer 46 comprises a sheet of compressed regenerated cellulose sponge.

10 The regenerated cellulose sponge that preferably constitutes the expanding layer 46 is a material that is known in the art; examples of suitable materials are described in U.S. Patent No. 3,954,493, in French Patent Application FR-A-2,203,827, and in European Patent EP-B-0 293 208. The regenerated cellulose sponge is a sponge of a material containing a cellulose skeleton. Examples of such sponges include, in addition to sponges  
15 consisting of cellulose itself, sponges consisting of a cellulose derivative as viscose, a cellulose ether and a cellulose ester, and sponges consisting of mixtures of those materials.

By way of example only, a regenerated cellulose sponge may be prepared from a mixture of a viscose solution with reinforcing fibres and a  
20 porogenic compound, e.g. crystals of sodium sulphate decahydrate or of another alcali metal salt with a high content of crystallized water, the final pore dimension being related to that of the salt crystals. The viscose solution may be extruded through an extrusion die of the desired section, then let coagulate. The material is washed with water after regeneration in order to  
25 eliminate the salt and other possible soluble compounds, then it is dried and, if necessary, compressed to the desired density.

The compressed regenerated cellulose sponge has a network structure that contains air bubbles created by the elimination of the sodium sulphate crystals.

30 The compressed regenerated cellulose sponge material is available in various forms, e.g. in layers or sheets of different densities, thicknesses and basis weights; dry densities values for the compressed material used in the present invention are from 0.1 g/cc to 1 g/cc, while thicknesses may range from 0.5 mm to 5 mm.

35 The swelling upon liquid absorption of the compressed regenerated cellulose sponge material that forms the expanding layer 46 creates a void volume that does not collapse in wet conditions and therefore enables the

material to rapidly acquire further releases of fluid and to transmit them to the underlying absorbent element 44 of the absorbent core 28.

In the embodiment illustrated in FIGS. 1 to 3 the total absorbent capacity of the sanitary napkin 20 is provided for by an absorbent core 28 that comprises and expanding layer 46 made of a sheet of compressed regenerated cellulose sponge, and an absorbent element 44.

In a preferred embodiment of the present invention, which is illustrated in FIGS. 1 and 2, the absorbent core 28 comprises an expanding layer 46 constituted by a sheet of compressed regenerated cellulose sponge with a dry density of 0.5 g/cc and a thickness of 2 mm, positioned above the absorbent element 44 in face to face relationship with it. The absorbent element 44 of the absorbent core 28 is 207 mm long and 64 mm wide, and the expanding layer 46 of compressed regenerated cellulose sponge is 125 mm long and 30 mm wide, being centered about both longitudinal and transverse centrelines O-O and A-A of the sanitary napkin 20. The incisions 48 are arranged on the body facing surface of the expanding layer 46 in a squared array having a 4 mm pitch, with the intersecting lines being parallel to the longitudinal and to the transverse centrelines O-O and A-A respectively. The depth of the incisions 48 is about 1.7 mm. Suitable sheets of compressed regenerated cellulose sponge may be those produced by Spontex France.

The compressed regenerated cellulose sponge sheet that preferably constitutes the expanding layer 46 is capable of absorbing body fluids quickly with a large increase in its volume, generally from about 2 to 20 times, and usually from 5 to 15 times its volume at the time of the compression. The volume increase substantially corresponds to a swelling in the direction of the compression, that is in the Z-direction in the sanitary napkin 20.

The sanitary napkin 20 is produced and packaged as a conventional flat product, as illustrated in FIGS. 1 and 2. After the sanitary napkin 20 has been worn, as soon as the absorbed body fluids come in contact with the expanding layer 46, this will begin to swell in Z-direction increasing its thickness, as can be seen in FIG. 3. The topsheet 24 follows the swelling of the expanding layer 46 by straightening out the pleats or folds 52, therefore increasing its width without restraining the swelling.

The swelling of the compressed regenerated cellulose sponge sheet that constitutes the expanding layer 46 takes place only upon activation by the absorbed fluid, that is only during the use of the sanitary napkin 20 and in close contact with the user's anatomy; the formation of the tridimensional structure can therefore achieve a much better fit with the anatomy of the user. Moreover, the swelling of the compressed regenerated cellulose sponge sheet 46 may start where it is actually reached by the fluid first; the formation of the tridimensional structure may also fit, therefore, the different possible ways in which the body fluids may be released by various users.

The incisions 48 on the body facing surface of the compressed regenerated cellulose sponge sheet that constitutes the expanding layer 46 make it possible a higher and localized swelling of the specific elements 50 that are actually reached by the body fluid, without the restraining effect of the surrounding, still dry portions of the expanding layer 46; this allows the expanding layer 46 to conform more effectively to the user's anatomy, even upon activation by very small amounts of body fluid.

The expanding topsheet 24 also provides a comfortable contact with the user's anatomy, without restraining the expansion of the sanitary napkin 20 into the desired tridimensional structure upon activation by body fluids.

The sanitary napkin of the present invention is flat prior to use, and may be therefore manufactured and packaged more easily than a conventional elasticated or pre-formed article. Since the tridimensional structure is formed only during the use, the sanitary napkin of the present invention is also easier to wear.

In an alternate embodiment of the present invention, the sanitary napkin 20 may have two flaps (not shown), each of which are adjacent to and extend laterally from the side edge of the absorbent core. The flaps are configured to drape over the edges of the wearer's panties in the crotch region so that the flaps are disposed between the edges of the wearer's panties and the wearer's thighs. The flaps serve at least two purposes. First, the flaps help serve to prevent soiling of the wearer's body and panties by menstrual fluid, preferably by forming a double wall barrier along the edges of the panty. Second, the flaps are preferably provided with

attachment means on their garment facing surface so that the flaps can be folded back under the panty and attached to the garment facing side of the panty. In this way, the flaps serve to keep the sanitary napkin properly positioned in the panty.

5

The flaps may be constructed of various materials including materials used for the topsheet 24, backsheet 26, combinations thereof, and may be a laminate having tissue in the centre. Further, the flaps may be a separate element attached to the main body of the sanitary napkin 20 or can comprise extensions of the topsheet 24 and/or backsheet 26. It is recommended, however, that the flaps have a liquid impervious backsheet to prevent body fluids which reach the flaps from soiling the edges of the wearer's panties.

10

Preferred flaps that are suitable or adaptable to the sanitary napkin 20 of the present invention are disclosed in U.S. Pat. No. 4,687,478 issued to Van Tilburg on Aug. 18, 1987; U.S. Pat. No. 4,589,876 issued to Van Tilburg on May 20, 1986; and U.S. Pat. No. 4,608,047 issued to Mattingly on Aug. 26, 1986.

15

Optionally, the sanitary napkin 20 may comprise components that naturally wrap the sides of a wearer's panties. Sanitary napkins having components that naturally wrap the sides of a wearer's panties suitable for use with the sanitary napkin 20 of the present invention are disclosed in U.S. Patent Application Serial No. 08/096,121 entitled "Absorbent Article having Panty Covering Components that Naturally Wrap the Sides of Panties", filed July 22, 1993, in the names of Lavash, et al and U.S. Patent Application Serial No. 08/277733 entitled "Absorbent Articles Having Undergarment Covering Components with Zones of Extensibility", filed July 20, 1994, in the names of Weinberger, et al.

20

25

30

The expanding layer 46 for expanding the sanitary napkin 20 into a tridimensional structure during wear can be comprised in the sanitary napkin 20 in any other suitable position and/or orientation in order to get the desired tridimensional structure, in particular it can form at least part of the garment facing surface of the absorbent core 28.

35

The effect of the incisions 48 in the body facing surface of the

expanding layer 46 on the localized swelling capacity upon activation by a very small amount of fluid, and on the stiffness of the layer may be illustrated by the results achieved in the Swelling Test and in the Bending Resistance Test.

5

The samples used were 125 x 30 x 2 mm rectangular sheets of a compressed regenerated cellulose sponge produced by Spontex, having a density of 0.5 g/cc; samples without incisions (Sample 1) were compared with samples having incisions 1.7 mm deep arranged in a squared array of intersecting lines and with two different pitches of 10 mm (Sample 2) and 4 mm (Sample 3); the intersecting lines were alternatively parallel to the longitudinal side margins and to the transverse ends of the samples.

10

### Swelling Test

15

A single drop of Paper Industrial Fluid (PIF), corresponding to 0.06 g of liquid, was poured on the centre of the sheet without incision, on the centre of a single 10 x 10 mm element of Sample 2, and on the centre of four 4 x 4 mm elements of Sample 3; the swelling ratio was then evaluated after 60 sec from the fluid imbibition.

20

The swelling ratio is measured as the % increase of the dry thickness of the layer according to the following formula:

swelling ratio =  $((t_2 - t_1)/t_1) \times 100$  where:

$t_1$  is the dry thickness of the sample

$t_2$  is the thickness of the sample after swelling

Each result was averaged on five test samples.

	Sample 1	Sample 2	Sample 3
Swelling ratio (%)	100	150	350

25

The test results show the improvement in the localized swelling capacity upon activation by a very small amount of fluid achieved by expanding layers provided with intersecting incisions having increasing values of pitch.

### Bending Resistance Test.

The stiffness of the samples was evaluated in terms of "bending resistance" (in mN) using a Lorentzen and Wettre tester as the measuring apparatus and according to the test method SCAN-P 29:84, apart from the dimensions of the samples that were as above indicated, the clamping length being such that the samples project from the clamping device as prescribed in the test method. The distance from the knife and the clamp was 50 mm and the bending angle was of 15°. The resistance of the samples was evaluated in Machine Direction (MD), with the incisions on the side of the samples facing the knife of the tester.

	Sample 1	Sample 2	Sample 3
Bending resistance (mN)	419	149	27

The test results show the reduced stiffness of the expanding layer with the incisions.

### Composition of the Paper Industrial Fluid.

Distilled water	1000 cc
Sodium Chloride	10 g
Sodium Bicarbonate	4 g
Carboxymethylcellulose	15 g
Glycerol	80 g

In an alternative embodiment illustrated in FIG. 5 a sanitary napkin similar to that illustrated in FIGS. 1 and 2 further comprises an acquisition

layer or secondary topsheet 29 positioned between the topsheet 24 and the absorbent core 28. Preferably the acquisition layer 29 does not completely overlie the absorbent core 28; in the embodiment illustrated in FIG. 5 the acquisition layer 29 does not cover the expanding layer 46 that is therefore capable of receiving the body fluids directly through the topsheet 24. As illustrated in FIG. 5 the acquisition layer 29 has a discontinuous surface comprising a window which is slightly longer and wider than the expanding layer 46; therefore the acquisition layer 29 is actually comprised between the topsheet 24 and the absorbent element 44 of the absorbent core 28. Alternate configurations may also be possible, e.g. the acquisition layer 29 may comprise two narrow strips longitudinally oriented and positioned over the absorbent element 44 of the absorbent core 28 at both sides of the expanding layer 46. Alternatively, the acquisition layer 29 can be comprised between the absorbent core 28 and the backsheet 26; further, the acquisition layer 29 can be comprised between the expanding layer 46 and the absorbent element 44 in an embodiment similar to that illustrated in FIG. 2.

The acquisition layer 29 may serve several functions including improving wicking of body fluids that directly reach the acquisition layer 29 over and into the absorbent core 28. In the embodiment illustrated in FIG. 5 the acquisition layer 29 may also receive fluid that may escape laterally from the expanding layer 46 and direct it into the absorbent element 44 of the absorbent core 28. By improving wicking of body fluids, the acquisition layer 29 provides a more even distribution of the body fluids throughout the absorbent core 28.

The acquisition layer 29 preferably comprises materials that are capable of acquiring liquid very fast, and subsequently release it to contiguous layers with substantially no retention capacity.

The acquisition layer 29 may be comprised of several different materials including nonwoven or woven webs of synthetic fibres including polyester, polypropylene, or polyethylene; natural fibres including cotton or cellulose; blends of such fibres; or any equivalent materials or combinations of materials. Examples of sanitary napkins having an acquisition layer and a topsheet are more fully described in U.S. Pat. No. 4,950,264 issued to

Osborn and U.S. Pat. Application Serial No. 07/810,774, "Absorbent Article Having Fused Layers", filed December 17, 1991 in the names of Cree, et al.

The topsheet 24, the acquisition layer 29 and the absorbent core 28 may also be associated in any suitable manner, in order to insure proper fluid transfer between them. In a further alternative embodiment that is not illustrated the acquisition layer 29 may be interposed between the topsheet 24 and the underlying absorbent core 28 comprising the expanding layer 46; the acquisition layer 29 must be left free to follow the expansion of the expanding layer 46 upon absorption of liquid, without restraining its swelling.

As illustrated in FIG. 6, the pleats or folds 52 are positioned at both sides of the longitudinal centreline O-O and substantially parallel to it, but in each pleat or fold 52 the topsheet 24 is folded twice on itself toward the longitudinal centreline O-O of the sanitary napkin 20. During the swelling of the expanding layer 46 upon fluid absorption the straightening out of the pleats or folds 52 forms a sort of longitudinally oriented side cuffs 47 that provide a better seal against side leakage, as illustrated in FIG. 6; the side cuffs 47 may still be present when the swelling of the expanding layer 46 is completed if the overall width of the topsheet 24 is slightly higher than that which would be necessary to follow the complete swelling of the expanding layer 46.



5 WHAT IS CLAIMED IS:

1. A disposable absorbent article for wearing adjacent a body discharge area, said article having a longitudinal centreline and a lateral centreline orthogonal to said longitudinal centreline and defining longitudinal and lateral directions respectively, said article further having a Z-direction which is  
10 orthogonal to both said longitudinal and said lateral directions, said article comprising a liquid pervious topsheet, a backsheet joined to said topsheet, and an absorbent core intermediate said topsheet and said backsheet, said absorbent core having a body facing surface and comprising an expanding layer that is capable of expanding said article into a tridimensional structure  
15 while being worn by a user, said expanding layer having a body facing surface and a garment facing surface and being activated by body fluids, said absorbent article being characterized in that said expanding layer comprises incisions on at least one of said body facing surface or of said garment facing surface of said expanding layer, said incisions being  
20 arranged in a closed array of intersecting lines.

2. A disposable absorbent article according to claim 1, characterized in that said incisions involve from 50% to 95%, preferably from 70% to 90%, of the thickness of the expanding layer.

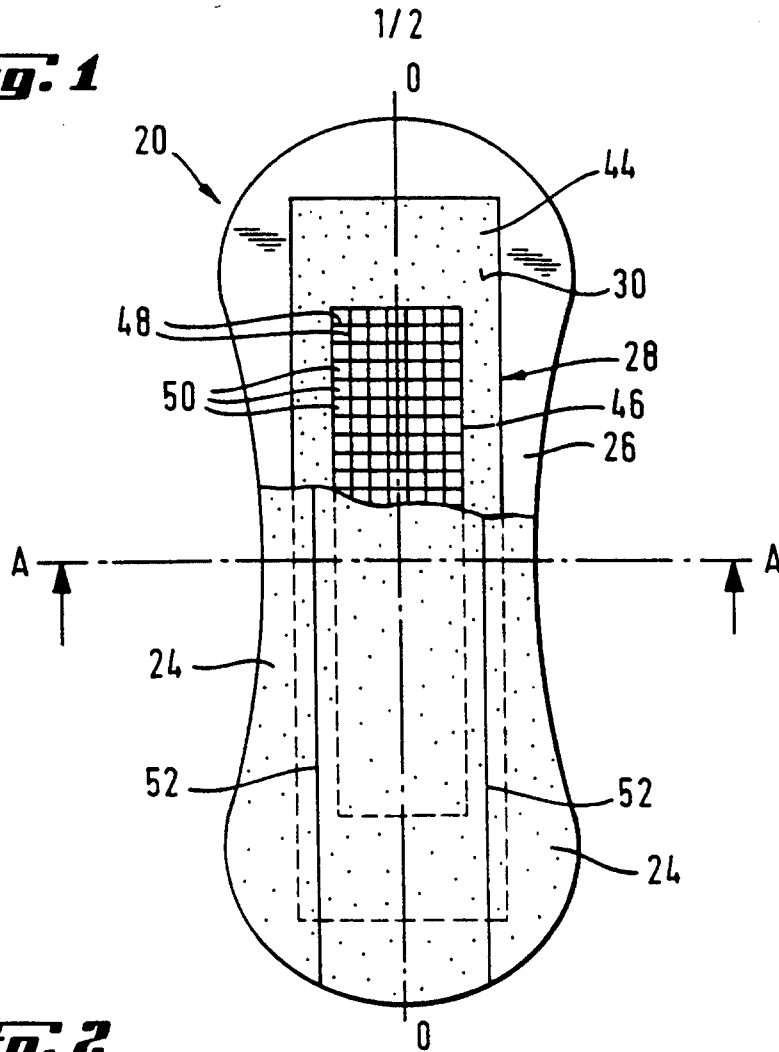
25 3. A disposable absorbent article according to any preceding claim, characterized in that said expanding layer upon activation by body fluids expands substantially in said Z-direction, to provide said tridimensional structure.

30 4. A disposable absorbent article according to any preceding claim, characterized in that said expanding layer forms at least part of said body facing surface of said absorbent core.

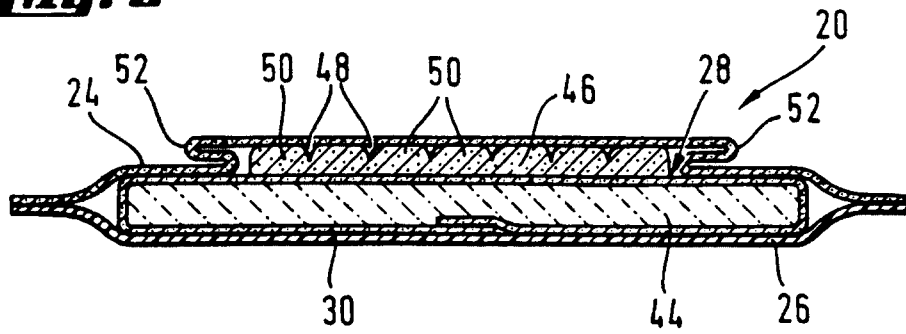
35 5. A disposable absorbent article according to any preceding claim, characterized in that said closed array of intersecting lines has a pitch of from 0.5 to 10 mm.

6. A disposable absorbent article according to any preceding claim, characterized in that said closed array of intersecting lines comprises a square pattern.
- 5 7. A disposable absorbent article according to any preceding claim, characterized in that said expanding layer comprises a sheet of compressed regenerated cellulose sponge having a dry density of  $0.1 \pm 1$  g/cc.
- 10 8. A disposable absorbent article according to claim 7, characterized in that said sheet of compressed regenerated cellulose sponge has a thickness of  $0.5 \pm 5$  mm.
- 15 9. A disposable absorbent article according to any preceding claim, characterized in that said absorbent article is a sanitary napkin or a pantiliner.

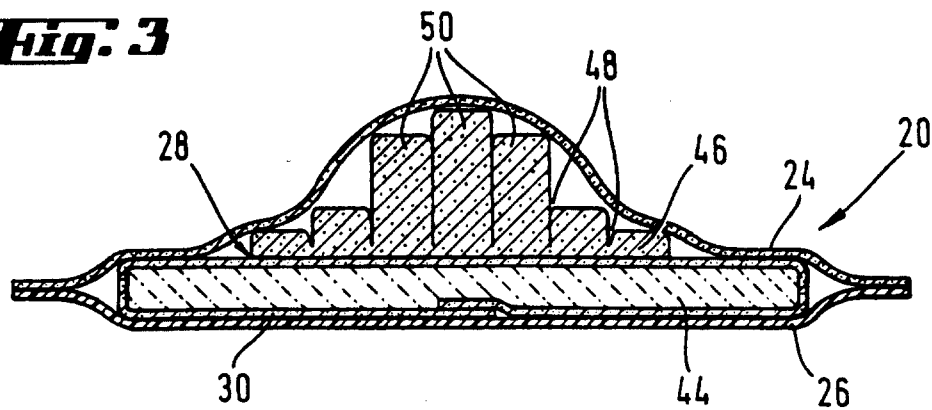
**Fig. 1**




**Fig. 2**




**Fig. 3**

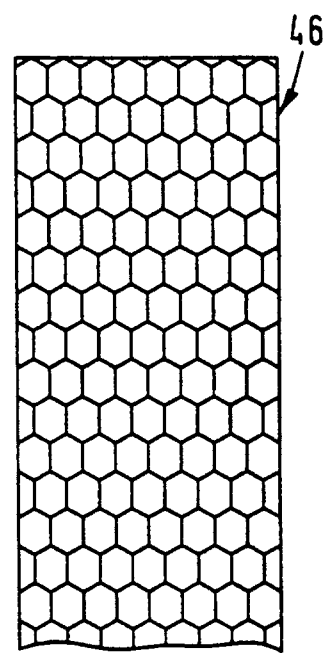




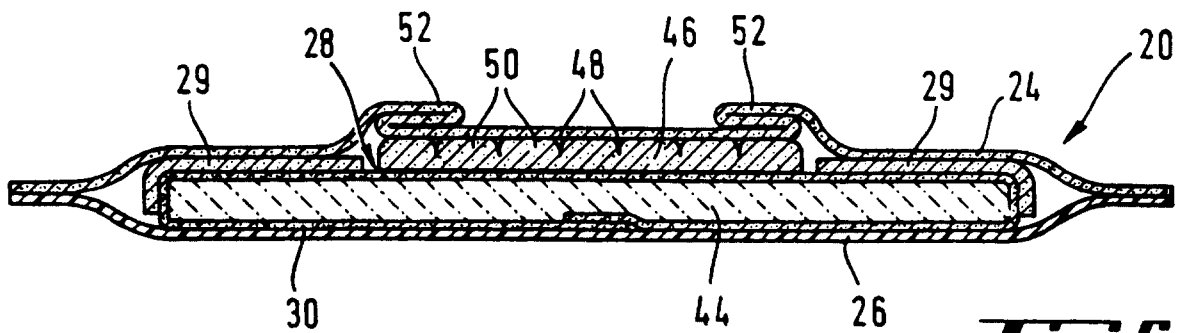
**Fig. 4a**



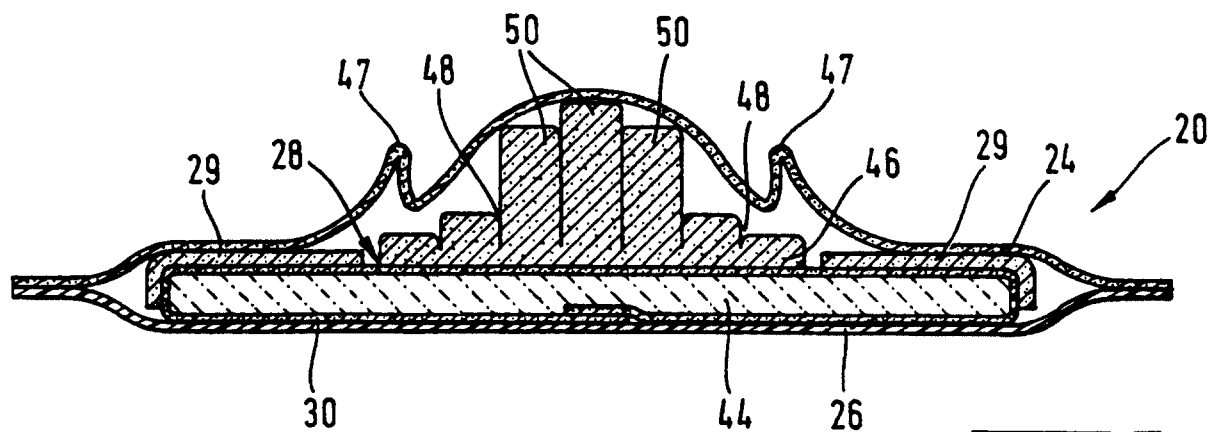
**Fig. 4b**



**Fig. 4c**



**Fig. 5**



**Fig. 6**

