



US00D405786S

United States Patent [19]
Leifer

[11] **Patent Number: Des. 405,786**
[45] **Date of Patent: **Feb. 16, 1999**

- [54] **CORDLESS HEADSET TELEPHONE**
- [76] Inventor: **Richard Leifer**, 11 Beaumont Dr.,
Melville, N.Y. 11747
- [**] Term: **14 Years**
- [21] Appl. No.: **88,695**
- [22] Filed: **May 29, 1998**
- [51] **LOC (6) Cl. 14-03**
- [52] **U.S. Cl. D14/142; D14/206**
- [58] **Field of Search D14/140, 142,**
D14/149-151, 240, 205, 206, 223, 147,
148, 137, 138; 379/419, 420, 428, 440,
430, 446, 447; 455/90; 381/374, 378; 181/128,
129

D. 394,058	5/1998	Fitzgerald	D14/142
D. 394,436	5/1998	Hall et al.	D14/206
4,754,484	6/1988	Larkin et al.	379/430
5,388,155	2/1995	Smith	379/446

FOREIGN PATENT DOCUMENTS

2037540-A	9/1992	Canada	379/430
-----------	--------	--------	-------	---------

Primary Examiner—Jeffrey Asch
Attorney, Agent, or Firm—Dilworth & Barrese

[57] **CLAIM**

The ornamental design for a cordless headset telephone, as shown and described.

DESCRIPTION

FIG. 1 is a perspective view of the cordless headset telephone showing my new design, the broken line showing of a base unit is for illustrative purposes only and forms no part of the claimed design;

FIG. 2 is perspective view thereof in an in use position;

FIG. 3 is a front view thereof;

FIG. 4 is a rear view thereof;

FIG. 5 is a right side view thereof;

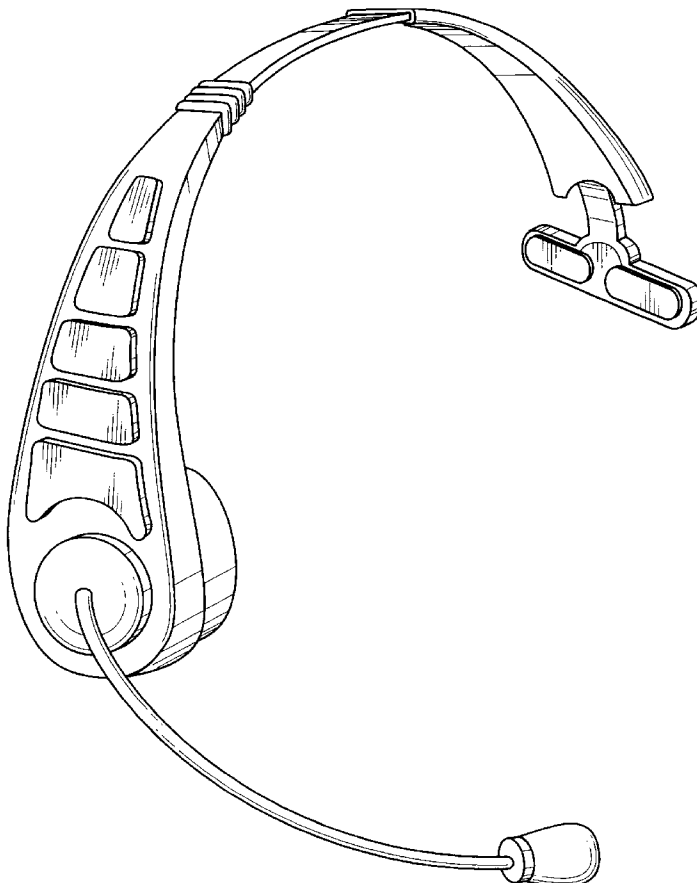
FIG. 6 is a left side view thereof;

FIG. 7 is a top view thereof; and,

FIG. 8 is a bottom view thereof.

1 Claim, 5 Drawing Sheets

- [56] **References Cited**
- U.S. PATENT DOCUMENTS**
- D. 305,759 1/1990 Balbuena D14/147
- D. 316,411 4/1991 Faliero D14/147
- D. 337,116 7/1993 Hattori D14/206
- D. 344,730 3/1994 Gattey et al. D14/206
- D. 350,747 9/1994 McClendon D14/150
- D. 357,477 4/1995 Mueller et al. D14/206
- D. 364,617 11/1995 Fitzgerald D14/142
- D. 365,559 12/1995 Fathi D14/142
- D. 372,480 8/1996 Bungardt D14/150 X



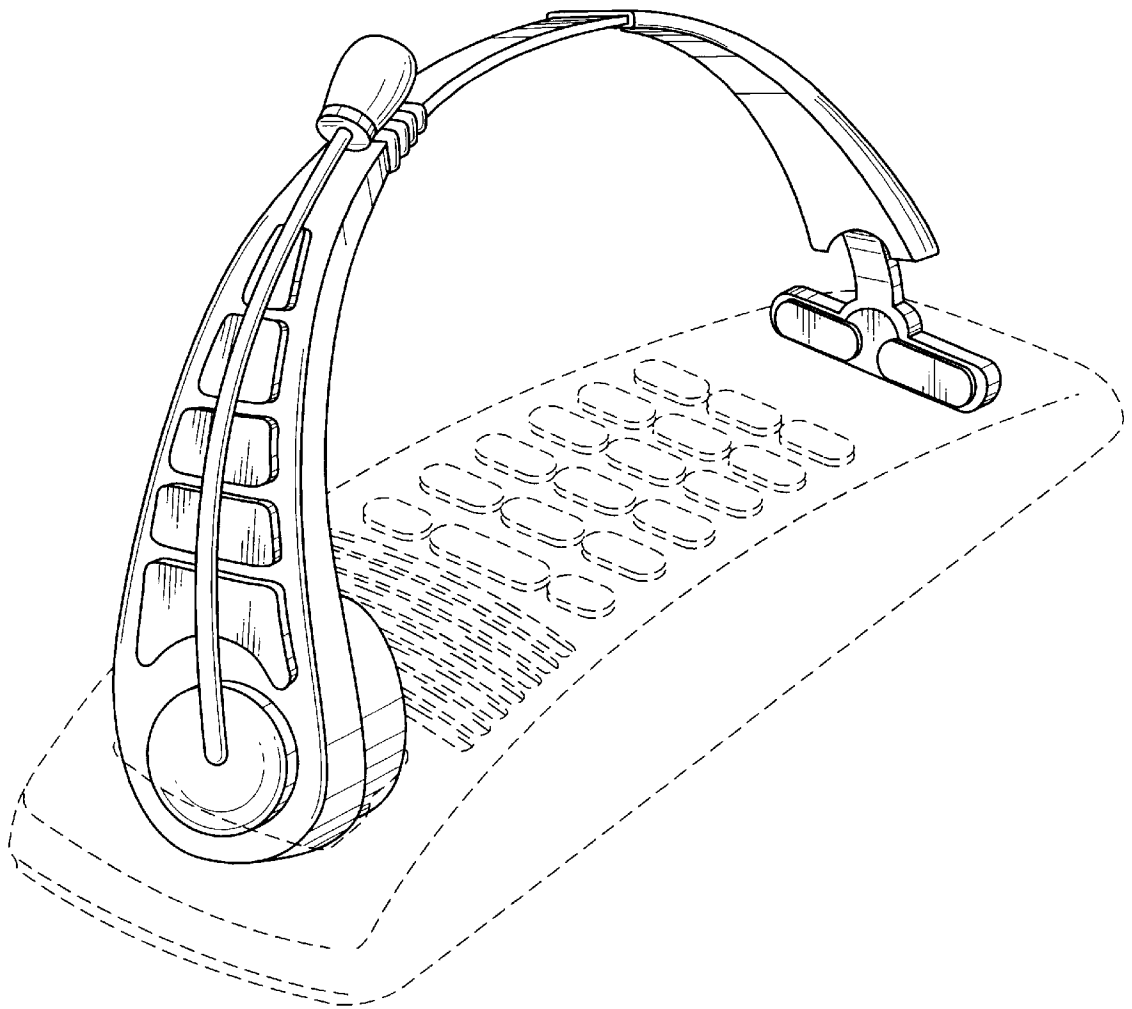


Fig. 1

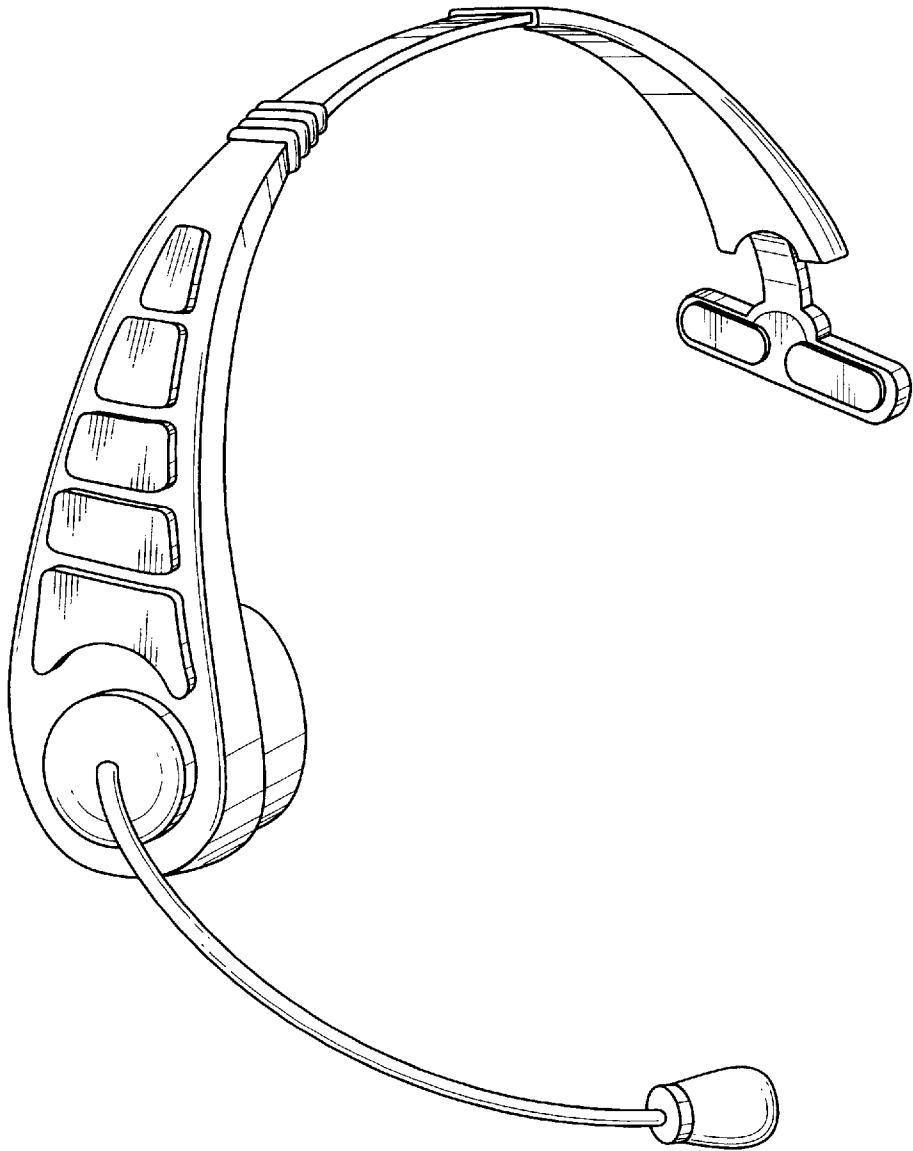


Fig. 2

Fig. 3

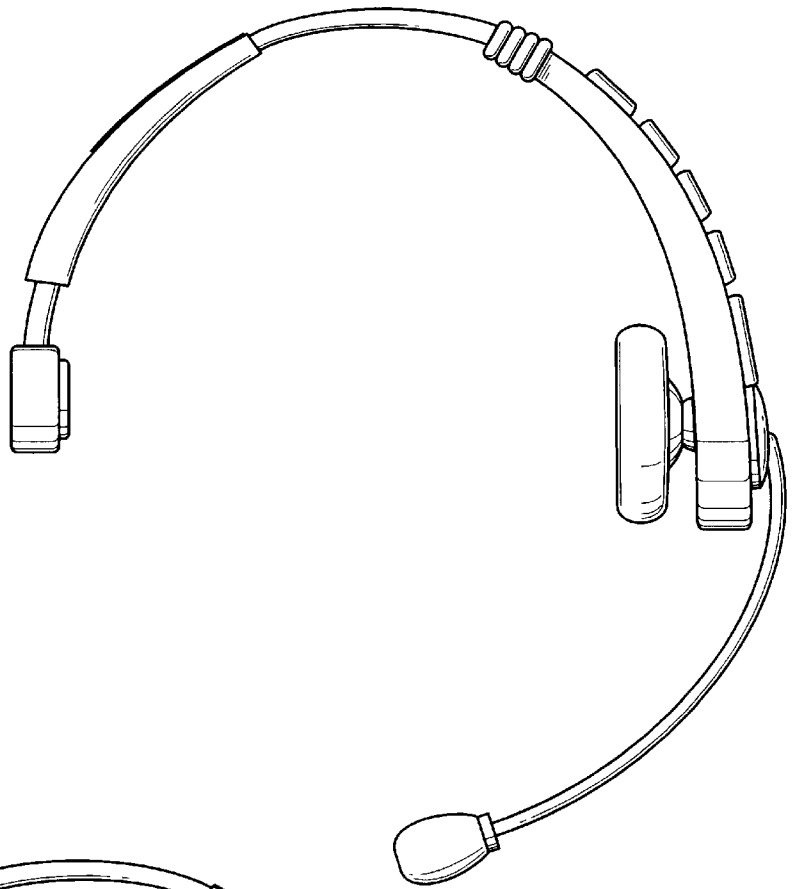
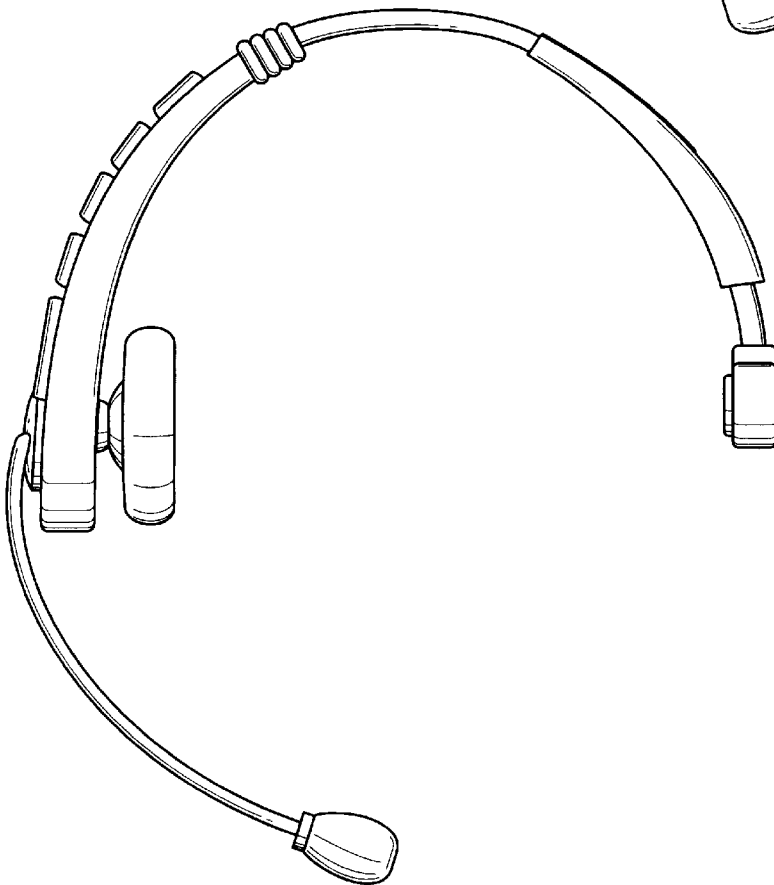


Fig. 4



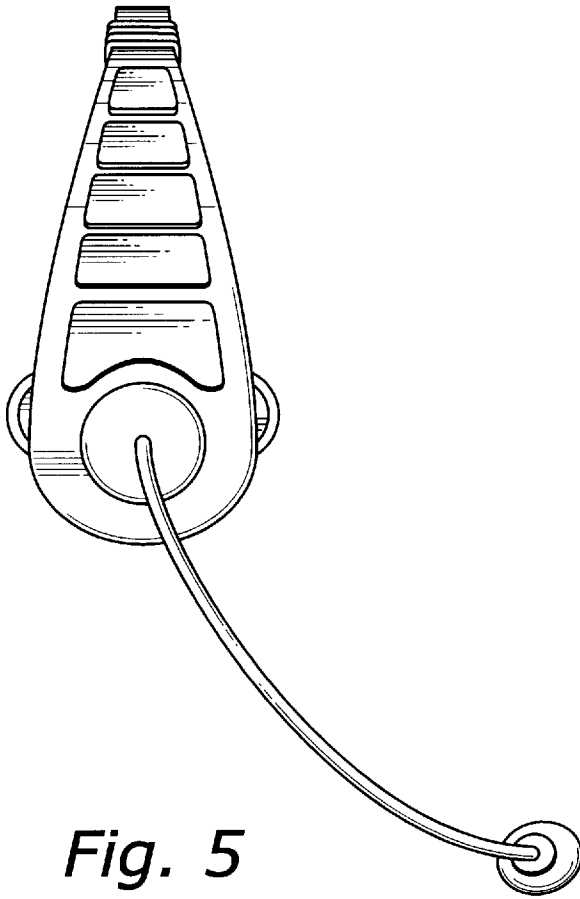


Fig. 5

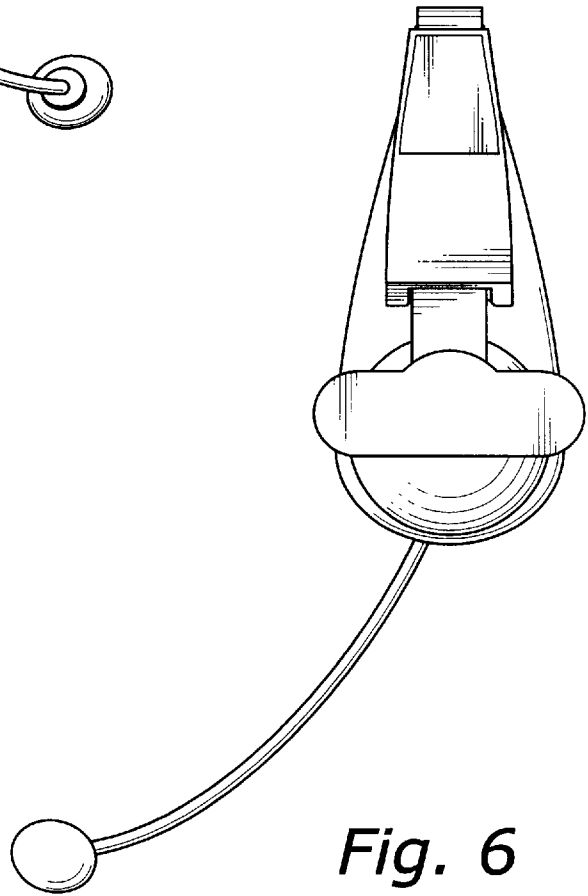


Fig. 6

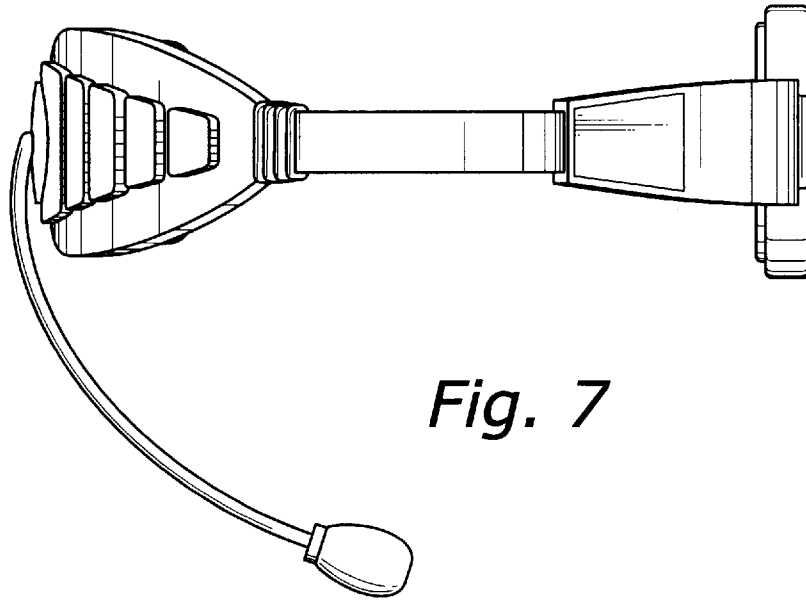


Fig. 7

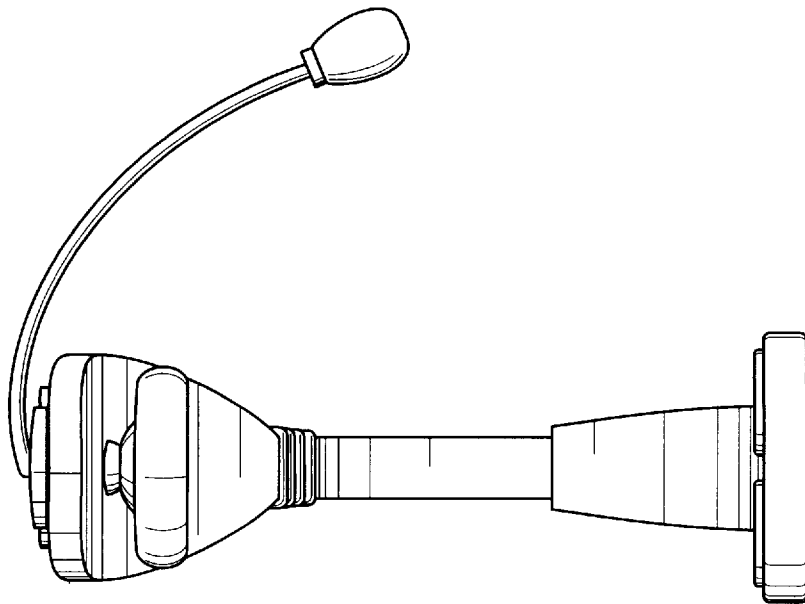


Fig. 8