



(86) Date de dépôt PCT/PCT Filing Date: 2004/12/11
 (87) Date publication PCT/PCT Publication Date: 2005/06/30
 (85) Entrée phase nationale/National Entry: 2006/04/19
 (86) N° demande PCT/PCT Application No.: EP 2004/014125
 (87) N° publication PCT/PCT Publication No.: 2005/058901
 (30) Priorité/Priority: 2003/12/17 (DE103 59 098.6)

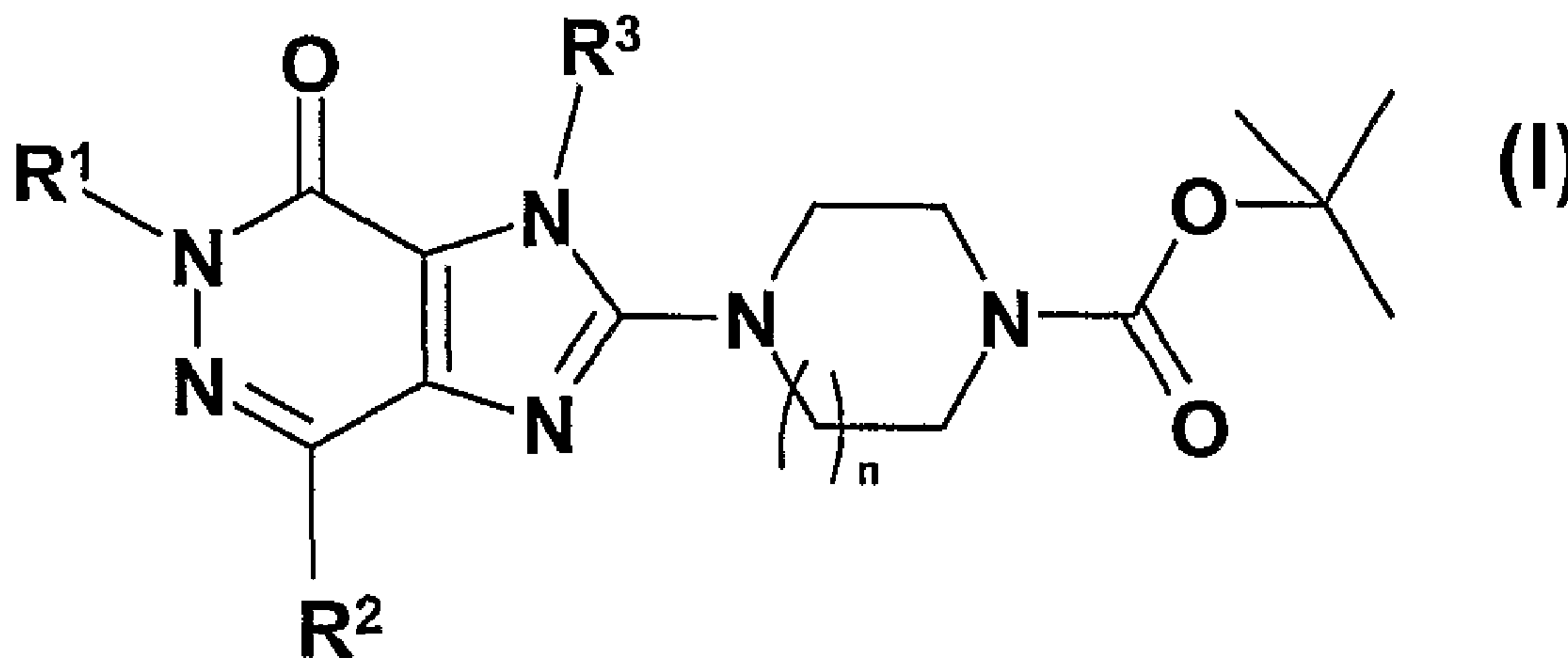
(51) Cl.Int./Int.Cl. *C07D 487/04* (2006.01),
A61P 3/10 (2006.01), *A61K 31/5025* (2006.01)

(71) Demandeur/Applicant:
BOEHRINGER INGELHEIM INTERNATIONAL GMBH,
DE

(72) Inventeurs/Inventors:
HIMMELSBACH, FRANK, DE;
HAUEL, NORBERT, DE;
LANGKOPF, ELKE, DE;
ECKHARDT, MATTHIAS, DE;
KAUFFMANN-HEFNER, IRIS, DE;
TADAYYON, MOHAMMAD, DE;
THOMAS, LEO, DE

(74) Agent: FETHERSTONHAUGH & CO.

(54) Titre : NOUVELLES 2-(PIPERAZIN-1-YL)- ET 2-([1,4]DIAZEPAN-1-YL)-IMIDAZO[4,5-D]PYRIDAZIN-4-ONES, LEUR PRODUCTION ET LEUR UTILISATION EN TANT QUE MEDICAMENTS POUR TRAITER LE DIABETE SUCRE
 (54) Title: NOVEL 2-(PIPERAZIN-1-YL)- AND 2-([1,4]DIAZEPAN-1-YL)- IMIDAZO[4,5-D]PYRIDAZIN-4-ONE, PRODUCTION AND USE THEREOF AS MEDICAMENT FOR THE TREATMENT OF DIABETES MELLITUS



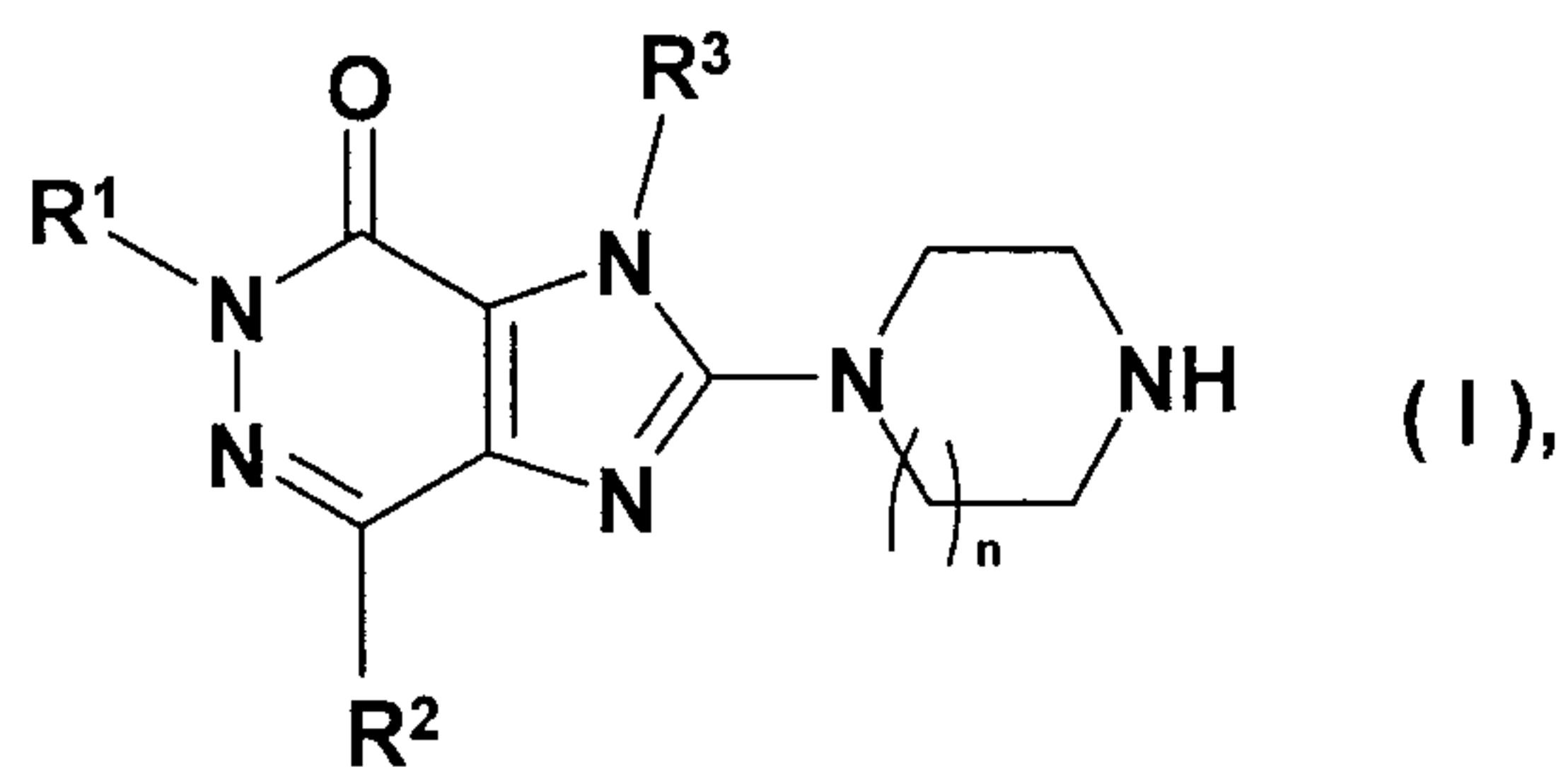
(57) Abrégé/Abstract:

The invention relates to substituted imidazo[4,5-d]pyridazin-4-ones of general formula (I), in which R¹ to R³ and n are as defined in claims 1 to 8, the tautomers, enantiomers, diastereomers, mixtures and salts thereof which have useful pharmacological properties, in particular, an inhibiting effect on the activity of the enzyme dipeptidylpeptidase-IV (DPP-IV).

Abstract

The present invention relates to substituted imidazo[4,5-d]pyridazin-4-ones of general formula

5



wherein R¹ to R³ and n are defined as in claims 1 to 8, the tautomers, enantiomers, diastereomers, mixtures thereof and the salts thereof which have valuable
10 pharmacological properties, particularly an inhibiting effect on the activity of the enzyme dipeptidylpeptidase-IV (DPP-IV).

15

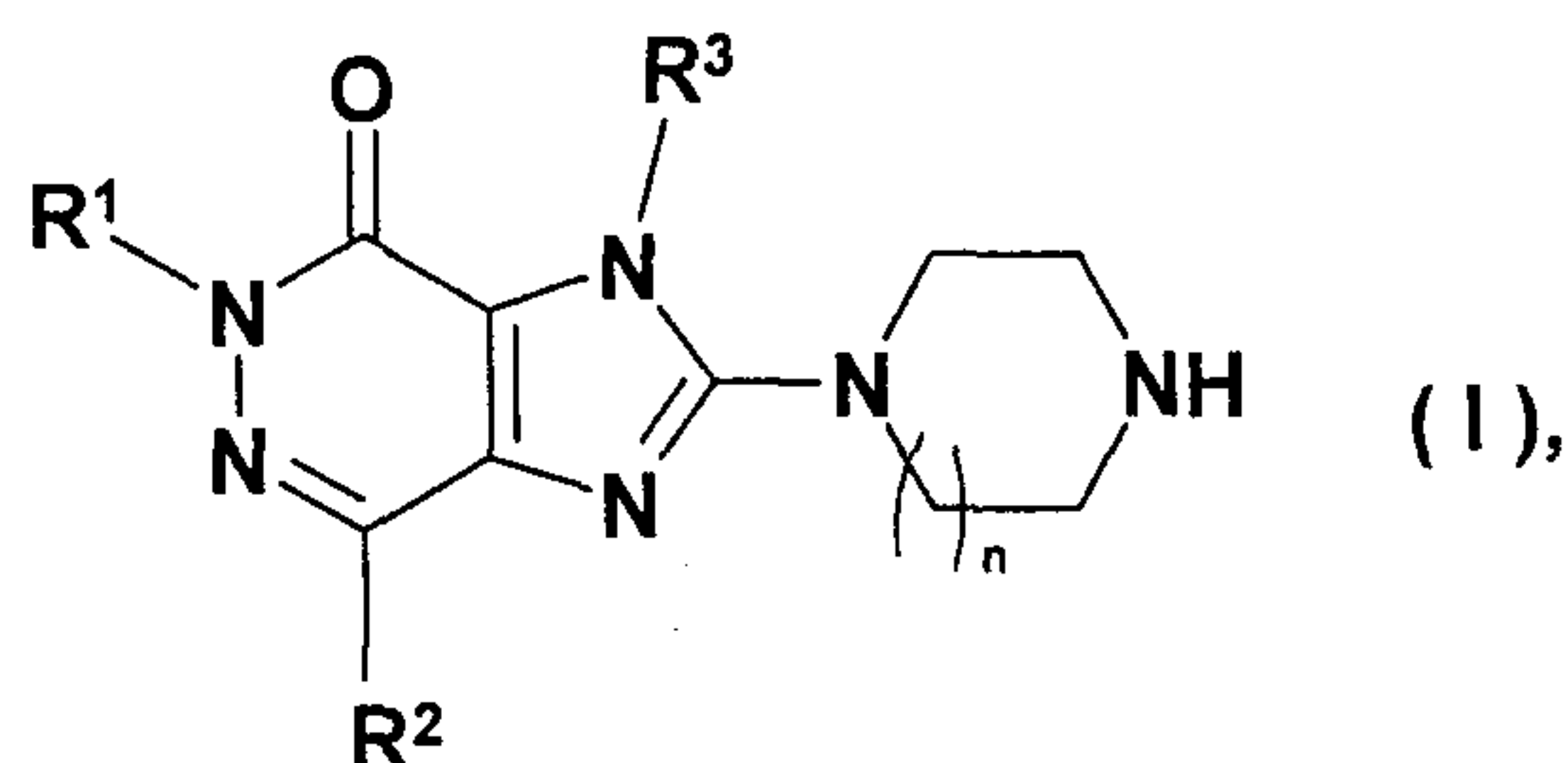
20

85654fft

New piperazin-1-yl and 2-([1,4]diazepan-1-yl)-
imidazo[4,5-d]pyridazin-4-ones, the preparation thereof and their use
as pharmaceutical compositions

5

The present invention relates to new substituted imidazo[4,5-d]pyridazin-4-ones of general formula



10

the tautomers, the enantiomers, the stereoisomers, the mixtures thereof and the salts thereof, particularly the physiologically acceptable salts thereof with inorganic or organic acids which have valuable pharmacological properties, particularly an
15 inhibiting effect on the activity of the enzyme dipeptidylpeptidase-IV (DPP-IV), the preparation thereof, the use thereof for preventing or treating illnesses or conditions connected with an increased DPP-IV activity or capable of being prevented or alleviated by reducing the DPP-IV activity, particularly type I or type II diabetes mellitus, the pharmaceutical compositions containing a compound of general formula
20 (I) or a physiologically acceptable salt thereof and processes for the preparation thereof.

In the above formula I

25 R¹ denotes a heteroaryl-C₁₋₃-alkyl group,

where the term heteroaryl denotes a pyridinyl, pyrimidinyl, phenylpyridinyl, phenylpyrimidinyl, benzoxazolyl, 1-methyl-1H-benzotriazolyl,

benzo[1,2,5]thiadiazolyl, [1,2,4]triazolo[4,3-a]pyridinyl, quinolinyl, isoquinolinyl, quinazolinyl, quinoxalinyl, naphthyridinyl or phenanthridinyl group and the above-mentioned heteroaryl groups are substituted by R¹⁰, R¹¹ and R¹²,

5 where R¹⁰ denotes a hydrogen atom, a fluorine, chlorine or bromine atom or a methyl, difluoromethyl, trifluoromethyl, phenyl, cyano, methoxy, difluoromethoxy, trifluoromethoxy, amino, methylamino, dimethylamino, pyrrolidin-1-yl, piperidin-1-yl or morpholin-4-yl group,

10 R¹¹ denotes a hydrogen atom or a methyl, methoxy or cyano group and

R¹² denotes a hydrogen atom or a methyl group,

or a naphthyl-C₁₋₃-alkyl group wherein the naphthyl moiety is substituted by R¹³ and
15 R¹⁴,

while R¹³ denotes a hydrogen atom, a fluorine, chlorine or bromine atom or a methyl, difluoromethyl, trifluoromethyl, cyano, methoxy, difluoromethoxy or trifluoromethoxy group and

20 R¹⁴ denotes a hydrogen atom or a methyl, methoxy or cyano group,

R² denotes a hydrogen atom or a methyl group,

R³ denotes a 2-butyln-1-yl group or a 1-buten-1-yl, 2-buten-1-yl- or 3-methyl-2-buten-
25 1-yl group,

and n denotes the number 1 or 2,

with the exception of the compounds

30

2-(piperazin-1-yl)-3-(butyn-1-yl)-5-[(pyridin-2-yl)methyl]-3,5-dihydro-imidazo[4,5-d]pyridazin-4-one,

2-(piperazin-1-yl)-3-(butyn-1-yl)-5-[(pyridin-3-yl)methyl]-3,5-dihydro-imidazo[4,5-d]pyridazin-4-one,

5 2-(piperazin-1-yl)-3-(butyn-1-yl)-5-[(pyridin-4-yl)methyl]-3,5-dihydro-imidazo[4,5-d]pyridazin-4-one,

2-(piperazin-1-yl)-3-(butyn-1-yl)-5-[(2-methoxy-pyridin-3-yl)methyl]-3,5-dihydro-imidazo[4,5-d]pyridazin-4-one,

10

2-(piperazin-1-yl)-3-(butyn-1-yl)-5-[(6-amino-pyridin-3-yl)methyl]-3,5-dihydro-imidazo[4,5-d]pyridazin-4-one,

15 2-(piperazin-1-yl)-3-(butyn-1-yl)-5-[(2-fluoro-pyridin-3-yl)methyl]-3,5-dihydro-imidazo[4,5-d]pyridazin-4-one,

2-(piperazin-1-yl)-3-(butyn-1-yl)-5-[(2-fluoro-pyridin-4-yl)methyl]-3,5-dihydro-imidazo[4,5-d]pyridazin-4-one,

20 2-(piperazin-1-yl)-3-(butyn-1-yl)-5-[(6-fluoro-pyridin-2-yl)methyl]-3,5-dihydro-imidazo[4,5-d]pyridazin-4-one and

2-(piperazin-1-yl)-3-(butyn-1-yl)-5-[(isoquinolin-1-yl)methyl]-3,5-dihydro-imidazo[4,5-d]pyridazin-4-one,

25

the tautomers, the enantiomers, the diastereomers, the mixtures thereof and the salts thereof.

Preferred compounds of general formula I are those wherein

30

R¹ denotes a heteroarylmethyl group,

5 where the term heteroaryl denotes a pyridinyl, pyrimidinyl, benzoxazolyl,
1-methyl-1H-benzotriazolyl, benzo[1,2,5]thiadiazolyl, [1,2,4]-triazolo[4,3-
a]pyridinyl, quinolinyl, isoquinolinyl, quinazoliny, quinoxalinyl, naphthyridinyl or
phenanthridinyl group and the above-mentioned heteroaryl groups are
substituted by R¹⁰, R¹¹ and R¹²,

10 where R¹⁰ denotes a hydrogen atom or a fluorine atom or a methyl,
difluoromethyl, trifluoromethyl, phenyl, cyano, methoxy,
difluoromethoxy, trifluoromethoxy, dimethylamino, pyrrolidin-1-yl,
piperidin-1-yl or morpholin-4-yl group,
R¹¹ denotes a hydrogen atom or a methyl or cyano group and
R¹² denotes a hydrogen atom or a methyl group,

15 or a naphthylmethyl group wherein the naphthyl moiety is substituted by R¹³ and R¹⁴,

where R¹³ denotes a hydrogen atom, a fluorine, chlorine or bromine atom or a
methyl, difluoromethyl, trifluoromethyl, cyano, methoxy, difluoromethoxy or
trifluoromethoxy group and
R¹⁴ denotes a hydrogen atom or a cyano group,

20 R² denotes a hydrogen atom or a methyl group,

R³ denotes a 2-butyne-1-yl group or a 1-buten-1-yl, 2-buten-1-yl or 3-methyl-2-buten-
1-yl group,

25 and n denotes the number 1 or 2,

with the exception of the compounds

30 2-(piperazin-1-yl)-3-(butyn-1-yl)-5-[(pyridin-2-yl)methyl]-3,5-dihydro-imidazo[4,5-
d]pyridazin-4-one,

2-(piperazin-1-yl)-3-(butyn-1-yl)-5-[(pyridin-3-yl)methyl]-3,5-dihydro-imidazo[4,5-d]pyridazin-4-one,

5 2-(piperazin-1-yl)-3-(butyn-1-yl)-5-[(pyridin-4-yl)methyl]-3,5-dihydro-imidazo[4,5-d]pyridazin-4-one,

2-(piperazin-1-yl)-3-(butyn-1-yl)-5-[(2-methoxy-pyridin-3-yl)methyl]-3,5-dihydro-imidazo[4,5-d]pyridazin-4-one,

10 2-(piperazin-1-yl)-3-(butyn-1-yl)-5-[(2-fluoro-pyridin-3-yl)methyl]-3,5-dihydro-imidazo[4,5-d]pyridazin-4-one,

2-(piperazin-1-yl)-3-(butyn-1-yl)-5-[(2-fluoro-pyridin-4-yl)methyl]-3,5-dihydro-imidazo[4,5-d]pyridazin-4-one,

15

2-(piperazin-1-yl)-3-(butyn-1-yl)-5-[(6-fluoro-pyridin-2-yl)methyl]-3,5-dihydro-imidazo[4,5-d]pyridazin-4-one and

20 2-(piperazin-1-yl)-3-(butyn-1-yl)-5-[(isoquinolin-1-yl)methyl]-3,5-dihydro-imidazo[4,5-d]pyridazin-4-one,

the tautomers, the mixtures and salts thereof.

25 Preferred sub-groups in each case are those compounds of general formula I wherein R^1 , R^2 and n are as hereinbefore defined and R^3 denotes a 2-butyn-1-yl group, the tautomers, enantiomers, diastereomers, mixtures thereof and the salts thereof.

30 Particularly preferred are those compounds of general formula I wherein

R^1 denotes a heteroarylmethyl group,

wherein the term heteroaryl denotes a pyridinyl, pyrimidinyl, benzoxazolyl,
1-methyl-1H-benzotriazolyl, benzo[1,2,5]thiadiazolyl, [1,2,4]-triazolo[4,3-
a]pyridinyl, quinolinyl, isoquinolinyl, quinazoliny, quinoxalinyl, naphthyridinyl-
or phenanthridinyl group and the above-mentioned heteroaryl groups are
5 substituted by R^{10} , R^{11} and R^{12} ,

where R^{10} denotes a hydrogen atom or a fluorine atom or a methyl,
phenyl, cyano, methoxy, dimethylamino, pyrrolidin-1-yl, piperidin-1-yl or
morpholin-4-yl group,
10 R^{11} denotes a hydrogen atom or a methyl or cyano group and
 R^{12} denotes a hydrogen atom or a methyl group,

or a naphthylmethyl group wherein the naphthyl moiety is substituted by R^{13} and R^{14} ,

15 while R^{13} denotes a hydrogen atom, a fluorine or bromine atom or a cyano or
methoxy group and
 R^{14} denotes a hydrogen atom or a cyano group,

R^2 denotes a hydrogen atom,

20 R^3 denotes a 2-butyn-1-yl group

and n denotes the number 1 or 2,

25 with the exception of the compounds

2-(piperazin-1-yl)-3-(butyn-1-yl)-5-[(pyridin-2-yl)methyl]-3,5-dihydro-imidazo[4,5-
d]pyridazin-4-one,

30 2-(piperazin-1-yl)-3-(butyn-1-yl)-5-[(pyridin-3-yl)methyl]-3,5-dihydro-imidazo[4,5-
d]pyridazin-4-one,

2-(piperazin-1-yl)-3-(butyn-1-yl)-5-[(pyridin-4-yl)methyl]-3,5-dihydro-imidazo[4,5-d]pyridazin-4-one,

2-(piperazin-1-yl)-3-(butyn-1-yl)-5-[(2-methoxy-pyridin-3-yl)methyl]-3,5-dihydro-
5 imidazo[4,5-d]pyridazin-4-one,

2-(piperazin-1-yl)-3-(butyn-1-yl)-5-[(2-fluoro-pyridin-3-yl)methyl]-3,5-dihydro-
imidazo[4,5-d]pyridazin-4-one,

10 2-(piperazin-1-yl)-3-(butyn-1-yl)-5-[(2-fluoro-pyridin-4-yl)methyl]-3,5-dihydro-
imidazo[4,5-d]pyridazin-4-one,

2-(piperazin-1-yl)-3-(butyn-1-yl)-5-[(6-fluoro-pyridin-2-yl)methyl]-3,5-dihydro-
imidazo[4,5-d]pyridazin-4-one and

15

2-(piperazin-1-yl)-3-(butyn-1-yl)-5-[(isoquinolin-1-yl)methyl]-3,5-dihydro-imidazo[4,5-
d]pyridazin-4-one,

the tautomers, the mixtures and the salts thereof.

20

Most particularly preferred are those compounds wherein

R¹ denotes a methyl group which is substituted by a fluoronaphthyl, bromonaphthyl,
methoxynaphthyl, cyanonaphthyl, dicyanonaphthyl, methylpyridinyl, cyanopyridinyl,
25 dimethylpyrimidinyl, phenylpyrimidinyl, methylbenzoxazolyl, 1-methyl-1H-benzo-
triazolyl, benzo[1,2,5]thiadiazolyl, [1,2,4]triazolo[4,3-a]pyridinyl, quinolinyl,
fluoroquinolinyl, methylquinolinyl, cyanoquinolinyl, methylisoquinolinyl,
cyanoisoquinolinyl, quinazoliny, methylquinazoliny, phenylquinazoliny, (dimethyl-
amino)-quinazoliny, (morpholin-4-yl)-quinazoliny, quinoxaliny, dimethylquinoxaliny,
30 trimethylquinoxaliny, naphthyridinyl or phenanthridinyl group,

R² denotes a hydrogen atom,

R³ denotes a 2-butyn-1-yl group,

and n denotes the number 1 or 2,

5

the tautomers, the mixtures and the salts thereof;

particularly preferred are those compounds wherein

10 R¹ denotes a methyl group which is substituted by a cyanonaphthyl,
methylbenzoxazolyl, 1-methyl-1H-benzotriazolyl, benzo[1,2,5]thiadiazolyl,
methylisoquinolinyl, methylquinazolinyll or trimethylquinoxalinyll group,

R² denotes a hydrogen atom,

15

R³ denotes a 2-butyn-1-yl group and

n denotes the number 1 or 2,

20 the tautomers and the salts thereof.

A preferred sub-group comprises those compounds of general formula I wherein

R¹, R² and R³ are as hereinbefore defined

25

and n denotes the number 1,

the tautomers and the salts thereof.

30 A second preferred sub-group comprises those compounds of general formula I
wherein

R¹, R² and R³ are as hereinbefore defined

and n denotes the number 2,

5 the tautomers and the salts thereof.

Particular mention may be made of the following compounds:

10 (a) 2-(piperazin-1-yl)-3-(2-butyn-1-yl)-5-[(4-methyl-quinazolin-2-yl)methyl]-3,5-dihydro-imidazo[4,5-d]pyridazin-4-one

(b) 2-([1,4]diazepan-1-yl)-3-(2-butyn-1-yl)-5-[(4-methyl-quinazolin-2-yl)methyl]-3,5-dihydro-imidazo[4,5-d]pyridazin-4-one

15 (c) 2-(piperazin-1-yl)-3-(2-butyn-1-yl)-5-[(4-methyl-benzoxazol-2-yl)methyl]-3,5-dihydro-imidazo[4,5-d]pyridazin-4-one

(d) 2-([1,4]diazepan-1-yl)-3-(2-butyn-1-yl)-5-[(4-methyl-benzoxazol-2-yl)methyl]-3,5-dihydro-imidazo[4,5-d]pyridazin-4-one

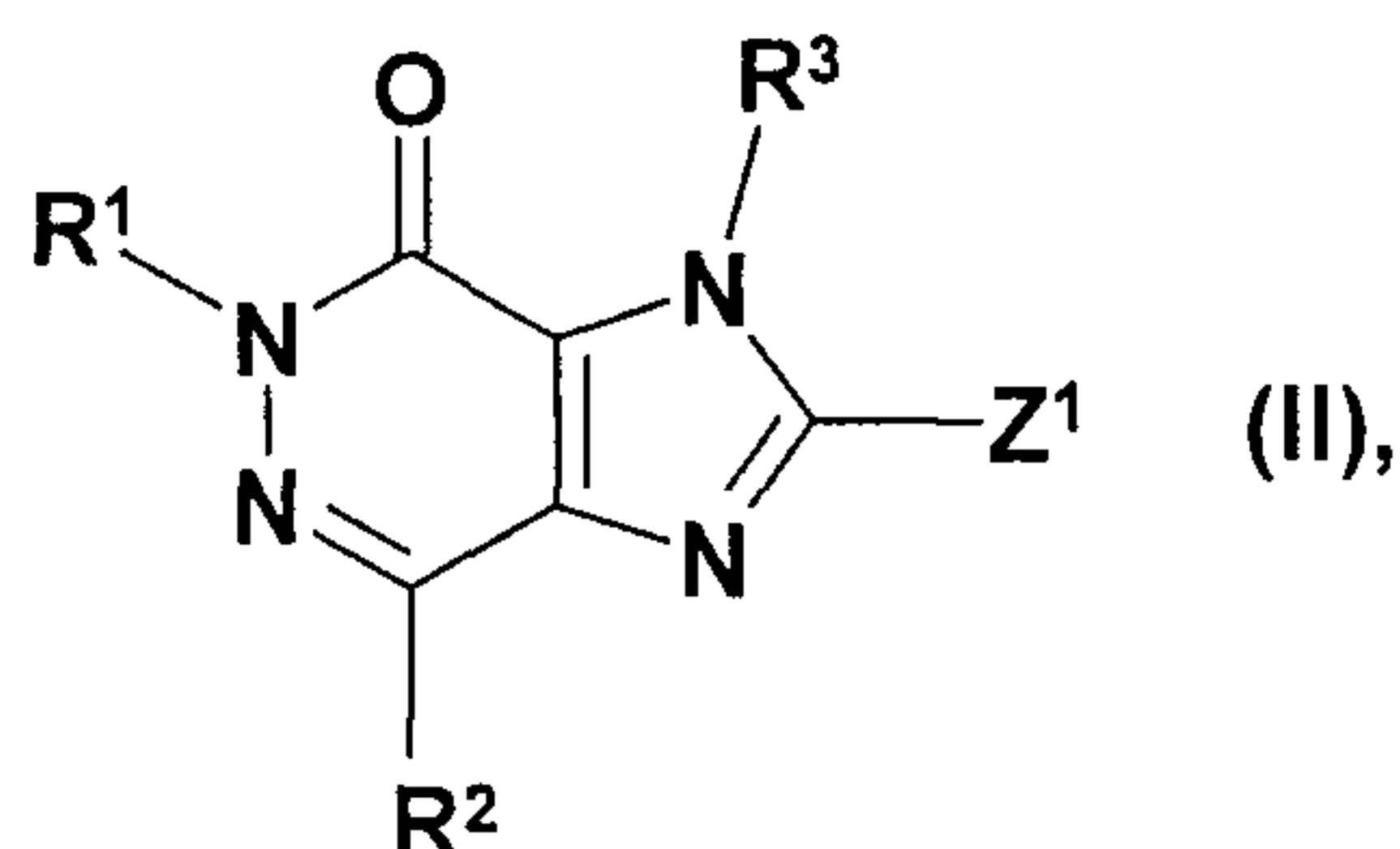
20

and the tautomers and salts thereof.

According to the invention the compounds of general formula I are obtained by methods known *per se*, for example by the following methods:

25

a) reacting a compound of general formula



wherein

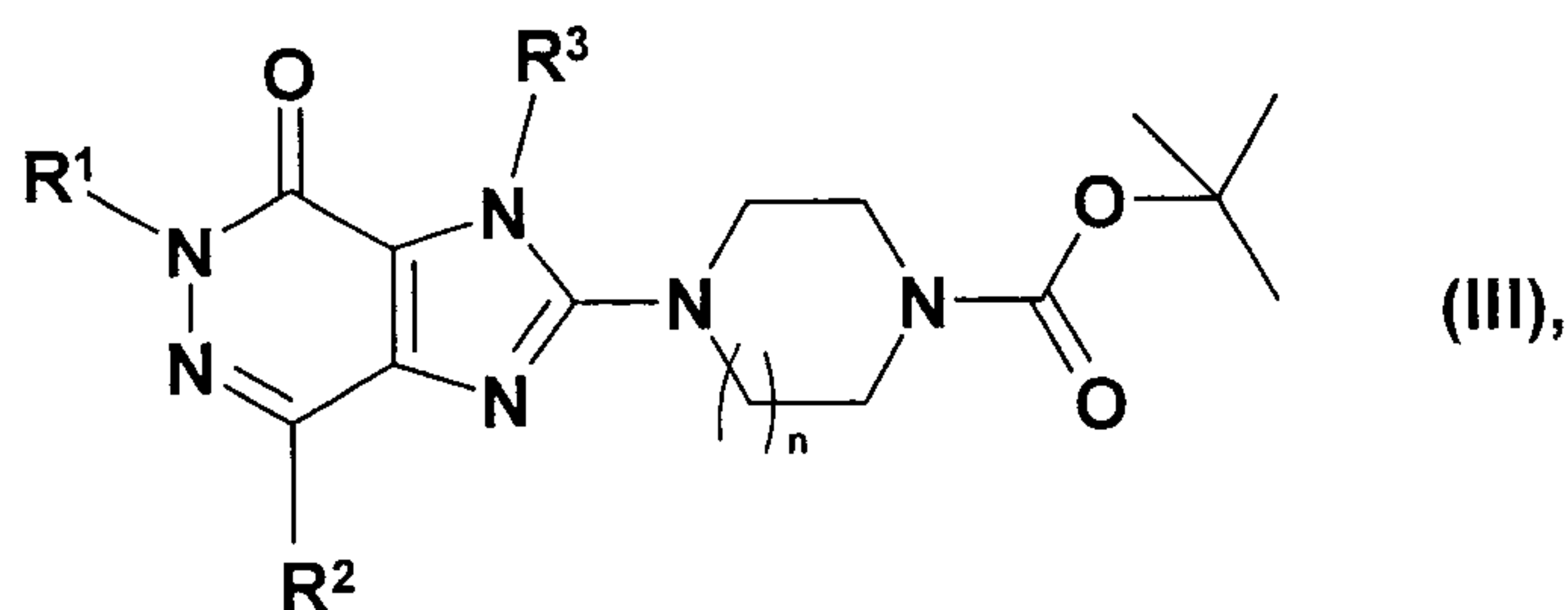
R¹ to R³ are as hereinbefore defined and

Z¹ denotes a leaving group such as a halogen atom, a substituted hydroxy,
5 mercapto, sulphinyl, sulphonyl or sulphonyloxy group such as a chlorine or bromine
atom, a methanesulphonyl or methanesulphonyloxy group,

with piperazine or [1,4]diazepan or the salts thereof.

10 The reaction is expediently carried out in a solvent such as isopropanol, butanol,
tetrahydrofuran, dioxane, dimethylformamide, dimethylsulphoxide, ethyleneglycol
monomethylether, ethyleneglycol diethylether or sulpholane, optionally in the
presence of an inorganic or tertiary organic base, e.g. sodium carbonate, potassium
carbonate or potassium hydroxide, a tertiary organic base, e.g. triethylamine, or in
15 the presence of N-ethyl-diisopropylamine (Hünig base), while these organic bases
may simultaneously act as solvent, and optionally in the presence of a reaction
accelerator such as an alkali metal halide or a palladium-based catalyst at
temperatures between -20 and 180°C, but preferably at temperatures between -10
and 120°C. However, the reaction may also be carried out without a solvent or in an
20 excess of piperazine or [1,4]diazepan.

b) Deprotecting a compound of general formula



25

wherein R¹, R², R³ and n are as hereinbefore defined.

The tert.-butyloxycarbonyl group is preferably cleaved by treating with an acid such as trifluoroacetic acid or hydrochloric acid or by treating with bromotrimethylsilane or iodotrimethylsilane, optionally using a solvent such as methylene chloride, ethyl acetate, dioxane, methanol, isopropanol or diethyl ether at temperatures between 0 and 80°C.

In the reactions described hereinbefore, any reactive groups present such as amino, alkylamino or imino groups may be protected during the reaction by conventional protecting groups which are cleaved again after the reaction.

10

For example, a protecting group for an amino, alkylamino or imino group may be a formyl, acetyl, trifluoroacetyl, ethoxycarbonyl, tert-butoxycarbonyl, benzyloxycarbonyl, benzyl, methoxybenzyl or 2,4-dimethoxybenzyl group and additionally, for the amino group, a phthalyl group.

15

Any protecting group used is optionally subsequently cleaved for example by hydrolysis in an aqueous solvent, e.g. in water, isopropanol/water, acetic acid/water, tetrahydrofuran/water or dioxane/water, in the presence of an acid such as trifluoroacetic acid, hydrochloric acid or sulphuric acid or in the presence of an alkali metal base such as sodium hydroxide or potassium hydroxide or aprotically, e.g. in the presence of iodotrimethylsilane, at temperatures between 0 and 120°C, preferably at temperatures between 10 and 100°C.

20

However, a benzyl, methoxybenzyl or benzyloxycarbonyl group is cleaved, for example, hydrogenolytically, e.g. with hydrogen in the presence of a catalyst such as palladium/charcoal in a suitable solvent such as methanol, ethanol, ethyl acetate or glacial acetic acid optionally with the addition of an acid such as hydrochloric acid at temperatures between 0 and 100°C, but preferably at ambient temperatures between 20 and 60°C, and at a hydrogen pressure of 1 to 7 bar, but preferably from 3 to 5 bar.

However, a 2,4-dimethoxybenzyl group is preferably cleaved in trifluoroacetic acid in the presence of anisole.

25
30

A tert.-butyl or tert.-butyloxycarbonyl group is preferably cleaved by treating with an acid such as trifluoroacetic acid or hydrochloric acid or by treating with iodotrimethylsilane optionally using a solvent such as methylene chloride, dioxane, methanol or diethyl ether.

5

A trifluoroacetyl group is preferably cleaved by treating with an acid such as hydrochloric acid optionally in the presence of a solvent such as acetic acid at temperatures between 50 and 120°C or by treating with sodium hydroxide solution, optionally in the presence of a solvent such as tetrahydrofuran at temperatures
10 between 0 and 50°C.

15

A phthalyl group is preferably cleaved in the presence of hydrazine or a primary amine such as methylamine, ethylamine or n-butylamine in a solvent such as methanol, ethanol, isopropanol, toluene/water or dioxane at temperatures between
20 and 50°C.

25

Moreover, the compounds of general formula I obtained may be resolved into their enantiomers and/or diastereomers, as mentioned hereinbefore. Thus, for example, cis/trans mixtures may be resolved into their cis and trans isomers, and compounds
20 with at least one optically active carbon atom may be separated into their enantiomers.

25

Thus, for example, the *cis/trans* mixtures obtained may be separated by chromatography into their *cis* and *trans* isomers, the compounds of general formula I
25 obtained which occur as racemates may be separated by methods known *per se* (cf. Allinger N. L. and Eliel E. L. in "Topics in Stereochemistry", Vol. 6, Wiley Interscience, 1971) into their optical enantiomers and compounds of general formula I with at least 2 asymmetric carbon atoms may be resolved into their diastereomers on the basis of their physical-chemical differences using methods known *per se*, e.g. by
30 chromatography and/or fractional crystallisation, and, if these compounds are obtained in racemic form, they may subsequently be resolved into the enantiomers as mentioned above.

The enantiomers are preferably separated by column separation on chiral phases or by recrystallisation from an optically active solvent or by reacting with an optically active substance which forms salts or derivatives such as e.g. esters or amides with the racemic compound, particularly acids and the activated derivatives or alcohols thereof, and separating the diastereomeric mixture of salts or derivatives thus obtained, e.g. on the basis of their differences in solubility, whilst the free antipodes may be released from the pure diastereomeric salts or derivatives by the action of suitable agents. Optically active acids in common use are e.g. the D- and L-forms of tartaric acid or dibenzoyltartaric acid, di-o-tolytartaric acid, malic acid, mandelic acid, camphorsulphonic acid, glutamic acid, aspartic acid or quinic acid. An optically active alcohol may be, for example, (+) or (-)-menthol and an optically active acyl group in amides, for example, may be a (+)- or (-)-menthyloxycarbonyl.

Furthermore, the compounds of formula I may be converted into the salts thereof, particularly for pharmaceutical use into the physiologically acceptable salts with inorganic or organic acids. Acids which may be used for this purpose include for example hydrochloric acid, hydrobromic acid, sulphuric acid, methanesulphonic acid, phosphoric acid, fumaric acid, succinic acid, lactic acid, citric acid, tartaric acid or maleic acid.

The compounds of general formulae II and III used as starting compounds are either known from the literature or may be prepared by methods known from the literature (see Examples I to XIII).

As already mentioned hereinbefore, the compounds of general formula I according to the invention and the physiologically acceptable salts thereof have valuable pharmacological properties, particularly an inhibiting effect on the enzyme DPP-IV.

The biological properties of the new compounds were investigated as follows:

The ability of the substances and their corresponding salts to inhibit the DPP-IV activity can be demonstrated in an experiment in which an extract of the human colon carcinoma cell line Caco-2 is used as the DPP IV source. The differentiation of the cells in order to induce the DPP-IV expression was carried out in accordance with the description by Reiher *et al.* in an article entitled "Increased expression of intestinal cell line Caco-2" , which appeared in Proc. Natl. Acad. Sci. Vol. 90, pp. 5757-5761 (1993). The cell extract was obtained from cells solubilised in a buffer (10mM Tris HCl, 0.15 M NaCl, 0.04 t.i.u. aprotinin, 0.5% Nonidet-P40, pH 8.0) by centrifugation at 35,000 g for 30 minutes at 4°C (to remove cell debris).

The DPP-IV assay was carried out as follows:

50 µl of substrate solution (AFC; AFC is amido-4-trifluoromethylcoumarin), final concentration 100 µM, were placed in black microtitre plates. 20 µl of assay buffer (final concentrations 50 mM Tris HCl pH 7.8, 50 mM NaCl, 1 % DMSO) was pipetted in. The reaction was started by the addition of 30 µl of solubilised Caco-2 protein (final concentration 0.14 µg of protein per well). The test substances under investigation were typically added prediluted to 20 µl, while the volume of assay buffer was then reduced accordingly. The reaction was carried out at ambient temperature, the incubation period was 60 minutes. Then the fluorescence was measured in a Victor 1420 Multilabel Counter, with the excitation wavelength at 405 nm and the emission wavelength at 535 nm. Dummy values (corresponding to 0 % activity) were obtained in mixtures with no Caco-2 protein (volume replaced by assay buffer), control values (corresponding to 100 % activity) were obtained in mixtures without any added substance. The potency of the test substances in question, expressed as IC₅₀ values, were calculated from dosage/activity curves consisting of 11 measured points in each case. The following results were obtained:

Compound (Example No.)	DPP IV inhibition IC ₅₀ [nM]
1	5
1(1)	3
1(2)	17
1(9)	3
1(11)	2
1(12)	4
1(13)	5
2	14

The compounds prepared according to the invention are well tolerated as no toxic side effects could be detected in rats after the oral administration of 10 mg/kg of the compound of Example 1, for example.

In view of their ability to inhibit DPP-IV activity, the compounds of general formula I according to the invention and the corresponding pharmaceutically acceptable salts thereof are suitable for influencing any conditions or diseases which can be affected by the inhibition of the DPP-IV activity. It is therefore to be expected that the compounds according to the invention will be suitable for the prevention or treatment of diseases or conditions such as type I and type II diabetes mellitus, pre-diabetes, reduced glucose tolerance or changes in the fasting blood sugar, diabetic complications (e.g. retinopathy, nephropathy or neuropathies), metabolic acidosis or ketosis, reactive hypoglycaemia, insulin resistance, dyslipidaemias of various origins, arthritis, atherosclerosis and related diseases, obesity, allograft transplantation and osteoporosis caused by calcitonin. In addition, these substances are suitable for preventing B-cell degeneration such as e.g. apoptosis or necrosis of pancreatic B-cells. The substances are also suitable for improving or restoring the function of pancreatic cells and additionally increasing the size and number of pancreatic B-cells. Additionally, on the basis of the role of the glucagon-like peptides such as e.g. GLP-1 and GLP-2 and their link with DPP-IV inhibition, it is expected that the

compounds according to the invention will be suitable for achieving, *inter alia*, a sedative or tranquillising effect, as well as having a favourable effect on catabolic states after operations or hormonal stress responses or possibly reducing mortality and morbidity after myocardial infarct. Moreover, they are suitable for treating any

5 conditions connected with the effects mentioned above and mediated by GLP-1 or GLP-2. The compounds according to the invention may also be used as diuretics or antihypertensives and are suitable for preventing and treating acute kidney failure. The compounds according to the invention may also be used to treat inflammatory

10 complaints of the respiratory tract. They are also suitable for preventing and treating chronic inflammatory bowel diseases such as e.g. irritable bowel syndrome (IBS), Crohn's disease or ulcerative colitis and also pancreatitis. It is also expected that they can be used for all kinds of injury or damage to the gastrointestinal tract such as may occur in colitis and enteritis, for example. Moreover, it is expected that DPP-IV

15 inhibitors and hence the compounds according to the invention can be used to treat infertility or to improve fertility in humans or mammals, particularly if the infertility is connected with insulin resistance or with polycystic ovary syndrome. On the other hand these substances are suitable for influencing sperm motility and are thus suitable for use as male contraceptives. In addition, the substances are suitable for

20 treating growth hormone deficiencies connected with restricted growth, and may reasonably be used for all indications for which growth hormone may be used. The compounds according to the invention are also suitable, on the basis of their inhibitory effect on DPP-IV, for treating various autoimmune diseases such as e.g. rheumatoid arthritis, multiple sclerosis, thyroiditis and Basedow's disease, etc. They may also be used to treat viral diseases and also, for example, in HIV infections, for

25 stimulating blood production, in benign prostatic hyperplasia, gingivitis, as well as for the treatment of neuronal defects and neurodegenerative diseases such as Alzheimer's disease, for example. The compounds described may also be used for the treatment of tumours, particularly for modifying tumour invasion and also metastatisation; examples here are their use in treating T-cell lymphomas, acute

30 lymphoblastic leukaemia, cell-based pancreatic carcinomas, basal cell carcinomas or breast cancers. Other indications are stroke, ischaemia of various origins, Parkinson's disease and migraine. In addition, further indications include follicular

and epidermal hyperkeratoses, increased keratinocyte proliferation, psoriasis, encephalomyelitis, glomerulonephritis, lipodystrophies, as well as psychosomatic, depressive and neuropsychiatric diseases of all kinds.

- 5 The compounds according to the invention may also be used in conjunction with other active substances. Suitable therapeutic agents for such combinations include for example antidiabetic agents such as metformin, sulphonylureas (e.g. glibenclamid, tolbutamide, glimepiride), nateglinide, repaglinide, thiazolidinediones (e.g. rosiglitazone, pioglitazone), PPAR-gamma agonists (e.g. GI 262570) and
- 10 antagonists, PPAR-gamma/alpha modulators (e.g. KRP 297), PPAR-gamma/alpha/delta modulators, AMPK activators, ACC1 and ACC2 inhibitors, DGAT inhibitors, SMT3 receptor agonists, 11 β -HSD inhibitors, FGF19 agonists or mimetics, alpha-glucosidase inhibitors (e.g. acarbose, voglibose), other DPPIV inhibitors, alpha2 antagonists, insulin and insulin analogues, GLP-1 and GLP-1 analogues (e.g.
- 15 exendin-4) or amylin. Also, SGLT2 inhibitors such as T-1095 or KGT-1251 (869682), inhibitors of protein tyrosine phosphatase 1, substances which influence deregulated glucose production in the liver, such as e.g. inhibitors of glucose-6-phosphatase, or fructose-1,6-bisphosphatase, glycogen phosphorylase, glucagon receptor antagonists and inhibitors of phosphoenol pyruvate carboxykinase, glycogen
- 20 synthase kinase or pyruvate dehydrokinase, lipid lowering agents, such as HMG-CoA-reductase inhibitors (e.g. simvastatin, atorvastatin), fibrates (e.g. bezafibrate, fenofibrate), nicotinic acid and its derivatives, PPAR-alpha agonists, PPAR-delta agonists, ACAT inhibitors (e.g. avasimibe) or cholesterol absorption inhibitors such as for example ezetimibe, bile acid-binding substances such as for example
- 25 cholestyramine, inhibitors of ileac bile acid transport, HDL-raising compounds such as for example inhibitors of CETP or regulators of ABC1 or LXRAalpha antagonists, LXRBeta agonists or LXRAalpha/beta regulators or active substances for the treatment of obesity, such as e.g. sibutramine or tetrahydrolipostatin, dexfenfluramine, axokine, antagonists of the cannabinoid1 receptor, MCH-1 receptor antagonists, MC4 receptor
- 30 agonists, NPY5 or NPY2 antagonists or β_3 -agonists such as SB-418790 or AD-9677 as well as agonists of the 5HT2c receptor.

It is also possible to combine the compounds with drugs for treating high blood pressure such as e.g. All antagonists or ACE inhibitors, diuretics, β -blockers, Ca-antagonists, etc., or combinations thereof.

- 5 The dosage required to achieve such an effect is expediently, by intravenous route, 1 to 100 mg, preferably 1 to 30 mg, and by oral route 1 to 1000 mg, preferably 1 to 100 mg, in each case 1 to 4 times a day. For this purpose, the compounds of formula I prepared according to the invention, optionally combined with other active substances, may be incorporated together with one or more inert conventional
- 10 carriers and/or diluents, e.g. with corn starch, lactose, glucose, microcrystalline cellulose, magnesium stearate, polyvinylpyrrolidone, citric acid, tartaric acid, water, water/ethanol, water/glycerol, water/sorbitol, water/polyethylene glycol, propylene glycol, cetylstearyl alcohol, carboxymethylcellulose or fatty substances such as hard fat or suitable mixtures thereof into conventional galenic preparations such as plain
- 15 or coated tablets, capsules, powders, suspensions or suppositories.

The Examples that follow are intended to illustrate the invention:

Preparation of the starting compounds:

Example I

2-bromo-3-(2-butyn-1-yl)-5-[(4-methyl-quinazolin-2-yl)methyl]-3,5-dihydro-

5 imidazo[4,5-d]pyridazin-4-one

A mixture of 20.00 g of 2-bromo-3-(2-butyn-1-yl)-3,5-dihydro-imidazo[4,5-d]pyridazin-4-one, 17.49 g of 2-chloromethyl-4-methyl-quinazoline and 20.93 g of potassium carbonate in 150 ml N-methyl-pyrrolidone is stirred at 80 °C for approx. three hours . After cooling to ambient temperature the reaction mixture is combined with 200 ml
10 water and cooled to 15 °C. The precipitate formed is suction filtered, washed with water and dried at 50 °C in the circulating air dryer. The brownish solid is triturated with 100 ml methylene chloride and 50 ml methanol, suction filtered, washed with a little methylene chloride/methanol (2:1) and dried.

Yield: 23.80 g (75 % of theory)

15 R_f value: 0.35 (silica gel, methylene chloride/ethanol = 19:1)

Mass spectrum (ESI⁺): m/z = 423, 425 [M+H]⁺

The following compounds are obtained analogously to Example I:

20 (1) 2-(4-tert.-butyloxycarbonyl-piperazin-1-yl)-3-(2-butyn-1-yl)-5-[(2,3,8-trimethyl-quinoxalin-6-yl)methyl]-3,5-dihydro-imidazo[4,5-d]pyridazin-4-one

Mass spectrum (ESI⁺): m/z = 557 [M+H]⁺

(2) 2-bromo-3-(2-butyn-1-yl)-5-[(2,3,8-trimethyl-quinoxalin-6-yl)methyl]-3,5-dihydro-
25 imidazo[4,5-d]pyridazin-4-one

(3) 2-bromo-3-(2-butyn-1-yl)-5-[(4-cyano-naphthalen-1-yl)methyl]-3,5-dihydro-imidazo[4,5-d]pyridazin-4-one

Mass spectrum (ESI⁺): m/z = 432, 434 [M+H]⁺

30

(4) 2-bromo-3-(2-butyn-1-yl)-5-[(4-fluoro-naphthalen-1-yl)methyl]-3,5-dihydro-imidazo[4,5-d]pyridazin-4-one

(5) 2-bromo-3-(2-butyn-1-yl)-5-[(4-bromo-naphthalen-1-yl)methyl]-3,5-dihydro-
imidazo[4,5-d]pyridazin-4-one

5 R_f value: 0.90 (silica gel, methylene chloride/ethanol/conc. aqueous ammonia =
90:10:1)

(6) 2-bromo-3-(2-butyn-1-yl)-5-[(4-methyl-benzoxazol-2-yl)methyl]-3,5-dihydro-
imidazo[4,5-d]pyridazin-4-one

10 R_f value: 0.70 (silica gel, methylene chloride/ethanol/conc. aqueous ammonia =
90:10:1)

(7) 2-bromo-3-(2-butyn-1-yl)-5-[[[1,2,4]triazolo[4,3-a]pyridin-3-yl)methyl]-3,5-dihydro-
imidazo[4,5-d]pyridazin-4-one

15 R_f value: 0.70 (silica gel, methylene chloride/ethanol/conc. aqueous ammonia =
90:10:1)

(8) 2-bromo-3-(2-butyn-1-yl)-5-[(1-methyl-1H-benzotriazol-5-yl)methyl]-3,5-dihydro-
imidazo[4,5-d]pyridazin-4-one

20 R_f value: 0.30 (silica gel, methylene chloride/ethanol = 19:1)

(9) 2-bromo-3-(2-butyn-1-yl)-5-[(4-methyl-pyridin-2-yl)methyl]-3,5-dihydro-
imidazo[4,5-d]pyridazin-4-one

R_f value: 0.40 (silica gel, methylene chloride/ethanol = 19:1)

25 (10) 2-bromo-3-(2-butyn-1-yl)-5-[(benzo[1,2,5]thiadiazol-5-yl)methyl]-3,5-dihydro-
imidazo[4,5-d]pyridazin-4-one

R_f value: 0.38 (silica gel, methylene chloride/ethanol = 19:1)

30 (11) 2-bromo-3-(2-butyn-1-yl)-5-[(3-methyl-isoquinolin-1-yl)methyl]-3,5-dihydro-
imidazo[4,5-d]pyridazin-4-one

R_f value: 0.40 (silica gel, methylene chloride/methanol = 95:5)

Mass spectrum (ESI⁺): m/z = 422, 424 [M+H]⁺

(12) 2-bromo-3-(2-butyn-1-yl)-5-[(1,5-naphthyridin-2-yl)methyl]-3,5-dihydro-imidazo[4,5-d]pyridazin-4-one

Mass spectrum (ESI⁺): m/z = 409, 411 [M+H]⁺

5 (13) 2-bromo-3-(2-butyn-1-yl)-5-[(4-cyano-isoquinolin-1-yl)methyl]-3,5-dihydro-imidazo[4,5-d]pyridazin-4-one

The 1-bromomethyl-4-cyano-isoquinoline used (mass spectrum (ESI⁺): m/z = 247, 249 [M+H]⁺) is obtained by brominating 1-methyl-4-cyano-isoquinoline with N-bromo-succinimide in carbon tetrachloride in the presence of 2,2'-azobis-(isobutyronitrile).

10 Mass spectrum (ESI⁺): m/z = 433, 435 [M+H]⁺

(14) 2-bromo-3-(2-butyn-1-yl)-5-[(quinoxalin-6-yl)methyl]-3,5-dihydro-imidazo[4,5-d]pyridazin-4-one

Mass spectrum (ESI⁺): m/z = 409, 411 [M+H]⁺

15

Example II

2-bromo-3-(2-butyn-1-yl)-3,5-dihydro-imidazo[4,5-d]pyridazin-4-one

0.31 ml hydrazine hydrate (99%), dissolved in 1 ml of ethanol, is added dropwise at ambient temperature to a solution of 1.80 g of methyl 2-bromo-3-(2-butyn-1-yl)-5-formyl-3H-imidazol-4-carboxylate in 25 ml of ethanol. Five minutes later 1.5 ml of concentrated acetic acid are added and the mixture is refluxed for 30 minutes. After cooling the solid precipitated is suction filtered, washed with 10 ml of ethanol and 20 ml of diethyl ether and dried.

Yield: 1.25 g (74 % of theory)

25 Mass spectrum (ESI⁺): m/z = 267, 269 [M+H]⁺

¹H-NMR spectrum (d₆-DMSO): δ = 1.80 (s, 3H); 5.28 (s, 2H); 8.38 (s, 1H); 12.99 (s, 1H) ppm

Example III

Methyl 2-bromo-3-(2-butyn-1-yl)-5-formyl-3H-imidazol-4-carboxylate

43 ml of a 1M solution of diisobutyl-aluminium hydride in tetrahydrofuran are added dropwise within 20 minutes to a solution of 13.5 g of dimethyl 2-bromo-1-(2-butyn-1-yl)-1H-imidazole-4,5-dicarboxylate in 220 ml of tetrahydrofuran under an argon atmosphere at -70°C . The mixture is stirred for a further four hours at -70°C , then 20 ml of a mixture of 1M hydrochloric acid and tetrahydrofuran are added dropwise. After heating to ambient temperature approx. 200 ml of water are added and the mixture is extracted three times with 70 ml of ethyl acetate. The combined extracts are dried and evaporated down. The crude product thus obtained is purified by column chromatography over silica gel with petroleum ether/ethyl acetate (80:20 to 50:50) as eluant.

Yield: 6.40 g (52% of theory)

Mass spectrum (ESI⁺): m/z = 285, 287 [M+H]⁺

¹H-NMR spectrum (d₆-DMSO): δ = 1.80 (s, 3H); 3.93 (s, 3H); 5.11 (s, 2H); 10.12 (s, 1H) ppm

Example IV

Dimethyl 2-bromo-1-(2-butyn-1-yl)-1H-imidazole-4,5-dicarboxylate

A solution of 15.0 g of dimethyl 2-bromo-imidazole-4,5-dicarboxylate, 5.15 ml of 1-bromo-2-butyne and 50 ml of N,N-diisopropylethylamine in 280 ml of tetrahydrofuran is refluxed for one hour. The mixture is concentrated by evaporation, the residue is combined with approx. 100 ml of water and extracted three times with 70 ml of ethyl acetate. The extracts are washed with 50 ml of water, dried and evaporated down. The crude product thus obtained is purified by column chromatography over silica gel with methylene chloride/ethanol (100:0 auf 98:2) as eluant.

Yield: 13.50 g (75 % of theory)

R_f value: 0.82 (silica gel, methylene chloride/ethanol = 9:1)

Mass spectrum (ESI⁺): m/z = 315, 317 [M+H]⁺

Example V

2-(4-tert.-butyloxycarbonyl-piperazin-1-yl)-3-(2-butyn-1-yl)-3,5-dihydro-imidazo[4,5-d]pyridazin-4-one

A mixture of 2.11 g of 2-bromo-3-(2-butyn-1-yl)-3,5-dihydro-imidazo[4,5-d]pyridazin-4-one, 1.64 g potassium carbonate and 1.91 g 1-tert.-butyloxycarbonyl-piperazine in 20 ml N,N-dimethylformamide is stirred for six hours at 80°C. After cooling to ambient temperature the reaction mixture is combined with water and the precipitate formed is suction filtered. The crude product is purified by chromatography over a silica gel column with methylene chloride/methanol (95:5 to 90:10).

Yield: 1.94 g (66 % of theory)

Mass spectrum (ESI⁺): m/z = 373 [M+H]⁺

Example VI

6-chloromethyl-2,3,8-trimethyl-quinoxaline-hydrochloride

Prepared by treating (2,3,8-trimethyl-quinoxalin-6-yl)-methanol with thionyl chloride in methylene chloride.

R_f value: 0.81 (silica gel, ethyl acetate/petroleum ether = 1:1)

Mass spectrum (ESI⁺): m/z = 221, 223 [M+H]⁺

The following compounds are obtained analogously to Example VI:

(1) 3-chloromethyl-[1,2,4]triazolo[4,3-a]pyridine

R_f value: 0.50 (silica gel, methylene chloride/ethanol = 9:1)

Example VII

(2,3,8-trimethyl-quinoxalin-6-yl)-methanol

Prepared by reducing 691 mg of methyl 2,3,8-trimethyl-quinoxaline-6-carboxylate with 300 mg of lithium aluminium hydride (95 %) in 15 ml tetrahydrofuran at ambient temperature.

Yield: 368 mg (61 % of theory)

Mass spectrum (ESI⁺): m/z = 203 [M+H]⁺

Example VIII

Methyl 2,3,8-trimethyl-quinoxaline-6-carboxylate

Prepared by reacting 1.60 g of methyl 3,4-diamino-5-methyl-benzoate with 0.86 ml diacetyl in a mixture of water and ethanol at reflux temperature.

5 Yield: 1.53 g (80 % of theory)

R_f value: 0.63 (silica gel, cyclohexane/ethyl acetate = 1:1)

Mass spectrum (ESI⁺): m/z = 231 [M+H]⁺

Example IX

10 Methyl 3,4-diamino-5-methyl-benzoate

Prepared by reducing methyl 3-nitro-4-amino-5-methyl-benzoate at a partial hydrogen pressure of 50 psi in the presence of Raney nickel in methanol at ambient temperature.

R_f value: 0.40 (silica gel, tert.-butylmethylether)

15

Example X

Methyl 3-nitro-4-amino-5-methyl-benzoate

Prepared by treating 3-nitro-4-acetylamino-5-methyl-benzoic acid with hydrogen chloride gas in methanol at ambient temperature and subsequently heating to reflux temperature.

20

R_f value: 0.75 (silica gel, tert.-butylmethylether/acetic acid = 99:1)

Mass spectrum (ESI⁺): m/z = 211 [M+H]⁺

Example XI

25 [1,2,4]triazolo[4,3-a]pyridin-3-yl-methanol

Prepared by treating 5.40 g of 3-acetoxymethyl-[1,2,4]triazolo[4,3-a]pyridine with 30 ml of 2 N sodium hydroxide solution in 50 ml of ethanol at ambient temperature.

Yield: 3.20 g (76 % of theory)

R_f value: 0.30 (silica gel, methylene chloride/ethanol = 9:1)

30 Mass spectrum (ESI⁺): m/z = 150 [M+H]⁺

Example XII

3-Acetoxymethyl-[1,2,4]triazolo[4,3-a]pyridine

Prepared by heating 8.00 g (*N'*-pyridin-2-yl)hydrazinocarbonylmethyl acetate in 100 ml of glacial acetic acid at reflux temperature.

5 Yield: 5.40 g (74 % of theory)

R_f value: 0.60 (silica gel, methylene chloride/ethanol = 9:1)

Mass spectrum (ESI⁺): m/z = 192 [M+H]⁺

Example XIII

10 (*N'*-Pyridin-2-yl)hydrazinocarbonylmethyl acetate

4.30 ml of acetoxyacetyl chloride are added dropwise to a mixture of 4.37 g of 2-hydrazino-pyridine and 6.97 ml of triethylamine in 100 ml of tetrahydrofuran at ambient temperature with stirring. Then the reaction mixture is stirred for another two hours at ambient temperature. The mixture is then evaporated down and the residue
15 is chromatographed through a silica gel column with methylene chloride/methanol (100:0 to 95:5) as eluant.

Yield: 8.00 g (96 % of theory)

R_f value: 0.40 (silica gel, methylene chloride/ethanol = 9:1)

Mass spectrum (ESI⁺): m/z = 210 [M+H]⁺

20

Preparation of the final compounds:

Example 1

25 2-(piperazin-1-yl)-3-(2-butyn-1-yl)-5-[(4-methyl-quinazolin-2-yl)methyl]-3,5-dihydro-imidazo[4,5-d]pyridazin-4-one

A mixture of 300 mg of 2-bromo-3-(2-butyn-1-yl)-5-[(4-methyl-quinazolin-2-yl)methyl]-3,5-dihydro-imidazo[4,5-d]pyridazin-4-one and 300 mg of piperazine in 5 ml of N,N-dimethylformamide is heated for five minutes in the microwave to 200°C. Then the
30 solvent is distilled off *in vacuo*. The residue is dissolved in methylene chloride, combined with water and extracted with methylene chloride.

The combined organic phases are washed with saturated sodium chloride solution, dried over magnesium sulphate and evaporated down. The crude product is purified by chromatography through a silica gel column with methylene chloride/methanol/conc. methanolic ammonia (99:0.9:0.1 to 90:9:1) as eluant.

5 Yield: 155 mg (51 % of theory)

R_f value: 0.60 (Reversed phase ready-made TLC plate (E. Merck), acetonitrile/water/trifluoroacetic acid = 50:50:1)

Mass spectrum (ESI⁺): m/z = 429 [M+H]⁺

10 The following compounds are obtained analogously to Example 1:

(1) 2-([1,4]diazepan-1-yl)-3-(2-butyn-1-yl)-5-[(4-methyl-quinazolin-2-yl)methyl]-3,5-dihydro-imidazo[4,5-d]pyridazin-4-one

melting point: 175-178 °C

15 Mass spectrum (ESI⁺): m/z = 443 [M+H]⁺

(2) 2-([1,4]diazepan-1-yl)-3-(2-butyn-1-yl)-5-[(2,3,8-trimethyl-quinoxalin-6-yl)methyl]-3,5-dihydro-imidazo[4,5-d]pyridazin-4-one

Mass spectrum (ESI⁺): m/z = 471 [M+H]⁺

20

(3) 2-([1,4]diazepan-1-yl)-3-(2-butyn-1-yl)-5-[(4-cyano-naphthalen-1-yl)methyl]-3,5-dihydro-imidazo[4,5-d]pyridazin-4-one

Mass spectrum (ESI⁺): m/z = 452 [M+H]⁺

25 (4) 2-(piperazin-1-yl)-3-(2-butyn-1-yl)-5-[(4-cyano-naphthalen-1-yl)methyl]-3,5-dihydro-imidazo[4,5-d]pyridazin-4-one

Mass spectrum (ESI⁺): m/z = 438 [M+H]⁺

30 (5) 2-(piperazin-1-yl)-3-(2-butyn-1-yl)-5-[(4-fluoro-naphthalen-1-yl)methyl]-3,5-dihydro-imidazo[4,5-d]pyridazin-4-one

R_f value: 0.15 (silica gel, methylene chloride/ethanol = 9:1)

Mass spectrum (ESI⁺): m/z = 431 [M+H]⁺

(6) 2-([1,4]diazepan-1-yl)-3-(2-butyn-1-yl)-5-[(4-fluoro-naphthalen-1-yl)methyl]-3,5-dihydro-imidazo[4,5-d]pyridazin-4-one

R_f value: 0.1 (silica gel, methylene chloride/ethanol = 9:1)

5 Mass spectrum (ESI⁺): m/z = 445 [M+H]⁺

(7) 2-(piperazin-1-yl)-3-(2-butyn-1-yl)-5-[(4-bromo-naphthalen-1-yl)methyl]-3,5-dihydro-imidazo[4,5-d]pyridazin-4-one

R_f value: 0.25 (silica gel, methylene chloride/ethanol/conc. aqueous ammonia =

10 90:10:1)

Mass spectrum (ESI⁺): m/z = 491, 493 [M+H]⁺

(8) 2-([1,4]diazepan-1-yl)-3-(2-butyn-1-yl)-5-[(4-bromo-naphthalen-1-yl)methyl]-3,5-dihydro-imidazo[4,5-d]pyridazin-4-one

15 R_f value: 0.35 (silica gel, methylene chloride/ethanol/conc. aqueous ammonia = 90:10:1)

Mass spectrum (ESI⁺): m/z = 505, 507 [M+H]⁺

(9) 2-(piperazin-1-yl)-3-(2-butyn-1-yl)-5-[(4-methyl-benzoxazol-2-yl)methyl]-3,5-dihydro-imidazo[4,5-d]pyridazin-4-one

20

R_f value: 0.30 (silica gel, methylene chloride/ethanol/conc. aqueous ammonia = 90:10:1)

Mass spectrum (ESI⁺): m/z = 418 [M+H]⁺

25 (10) 2-(piperazin-1-yl)-3-(2-butyn-1-yl)-5-[(1,2,4]triazolo[4,3-a]pyridin-3-yl)methyl]-3,5-dihydro-imidazo[4,5-d]pyridazin-4-one

R_f value: 0.20 (silica gel, methylene chloride/ethanol/conc. aqueous ammonia = 90:10:1)

Mass spectrum (ESI⁺): m/z = 404 [M+H]⁺

30

(11) 2-(piperazin-1-yl)-3-(2-butyn-1-yl)-5-[(1-methyl-1H-benzotriazol-5-yl)methyl]-3,5-dihydro-imidazo[4,5-d]pyridazin-4-one

R_f value: 0.40 (silica gel, methylene chloride/ethanol/conc. aqueous ammonia = 90:10:1)

Mass spectrum (ESI⁺): m/z = 418 [M+H]⁺

5 (12) 2-([1,4]diazepan-1-yl)-3-(2-butyn-1-yl)-5-[(1-methyl-1H-benzotriazol-5-yl)methyl]-3,5-dihydro-imidazo[4,5-d]pyridazin-4-one

R_f value: 0.15 (silica gel, methylene chloride/ethanol/conc. aqueous ammonia = 90:10:1)

Mass spectrum (ESI⁺): m/z = 432 [M+H]⁺

10

(13) 2-([1,4]diazepan-1-yl)-3-(2-butyn-1-yl)-5-[(4-methyl-benzoxazol-2-yl)methyl]-3,5-dihydro-imidazo[4,5-d]pyridazin-4-one

R_f value: 0.30 (silica gel, methylene chloride/ethanol/conc. aqueous ammonia = 90:10:1)

15 Mass spectrum (ESI⁺): m/z = 432 [M+H]⁺

(14) 2-([1,4]diazepan-1-yl)-3-(2-butyn-1-yl)-5-[(1,2,4)triazolo[4,3-a]pyridin-3-yl)methyl]-3,5-dihydro-imidazo[4,5-d]pyridazin-4-one

R_f value: 0.15 (silica gel, methylene chloride/ethanol/conc. aqueous ammonia = 90:10:1)

20 Mass spectrum (ESI⁺): m/z = 418 [M+H]⁺

(15) 2-(piperazin-1-yl)-3-(2-butyn-1-yl)-5-[(4-methyl-pyridin-2-yl)methyl]-3,5-dihydro-imidazo[4,5-d]pyridazin-4-one

25

R_f value: 0.80 (aluminium oxide, methylene chloride/ethanol = 9:1)

Mass spectrum (ESI⁺): m/z = 378 [M+H]⁺

30 (16) 2-([1,4]diazepan-1-yl)-3-(2-butyn-1-yl)-5-[(4-methyl-pyridin-2-yl)methyl]-3,5-dihydro-imidazo[4,5-d]pyridazin-4-one

R_f value: 0.75 (aluminium oxide, methylene chloride/ethanol = 9:1)

Mass spectrum (ESI⁺): m/z = 392 [M+H]⁺

(17) 2-(piperazin-1-yl)-3-(2-butyn-1-yl)-5-[(benzo[1,2,5]thiadiazol-5-yl)methyl]-3,5-dihydro-imidazo[4,5-d]pyridazin-4-one

R_f value: 0.55 (aluminium oxide, methylene chloride/ethanol = 19:1)

5 Mass spectrum (ESI⁺): m/z = 421 [M+H]⁺

(18) 2-([1,4]diazepan-1-yl)-3-(2-butyn-1-yl)-5-[(benzo[1,2,5]thiadiazol-5-yl)methyl]-3,5-dihydro-imidazo[4,5-d]pyridazin-4-one

R_f value: 0.45 (aluminium oxide, methylene chloride/ethanol = 19:1)

10 Mass spectrum (ESI⁺): m/z = 435 [M+H]⁺

(19) 2-(piperazin-1-yl)-3-(2-butyn-1-yl)-5-[(3-methyl-isoquinolin-1-yl)methyl]-3,5-dihydro-imidazo[4,5-d]pyridazin-4-one

Mass spectrum (ESI⁺): m/z = 428 [M+H]⁺

15

(20) 2-([1,4]diazepan-1-yl)-3-(2-butyn-1-yl)-5-[(3-methyl-isoquinolin-1-yl)methyl]-3,5-dihydro-imidazo[4,5-d]pyridazin-4-one

Mass spectrum (ESI⁺): m/z = 442 [M+H]⁺

20 (21) 2-([1,4]diazepan-1-yl)-3-(2-butyn-1-yl)-5-[(1,5-naphthyridin-2-yl)methyl]-3,5-dihydro-imidazo[4,5-d]pyridazin-4-one

Mass spectrum (ESI⁺): m/z = 429 [M+H]⁺

25 (22) 2-([1,4]diazepan-1-yl)-3-(2-butyn-1-yl)-5-[(4-cyano-isoquinolin-1-yl)methyl]-3,5-dihydro-imidazo[4,5-d]pyridazin-4-one

Mass spectrum (ESI⁺): m/z = 453 [M+H]⁺

(23) 2-(piperazin-1-yl)-3-(2-butyn-1-yl)-5-[(4-cyano-isoquinolin-1-yl)methyl]-3,5-dihydro-imidazo[4,5-d]pyridazin-4-one

30 Mass spectrum (ESI⁺): m/z = 439 [M+H]⁺

(24) 2-(piperazin-1-yl)-3-(2-butyn-1-yl)-5-[(quinoxalin-6-yl)methyl]-3,5-dihydro-
imidazo[4,5-d]pyridazin-4-one

Mass spectrum (ESI⁺): m/z = 415 [M+H]⁺

5

Example 2

2-(piperazin-1-yl)-3-(2-butyn-1-yl)-5-[(2,3,8-trimethyl-quinoxalin-6-yl)methyl]-3,5-
dihydro-imidazo[4,5-d]pyridazin-4-one

2 ml of trifluoroacetic acid are added to 220 mg of 2-(4-tert.-butyloxycarbonyl-
10 piperazin-1-yl)-3-(2-butyn-1-yl)-5-[(2,3,8-trimethyl-quinoxalin-6-yl)methyl]-3,5-dihydro-
imidazo[4,5-d]pyridazin-4-one in 4 ml methylene chloride. The reaction mixture is
stirred for one hour at ambient temperature. Then it is diluted with methylene chloride
and washed with saturated sodium hydrogen carbonate solution. The organic phase
is dried and evaporated down. The glassy residue is dissolved in dioxane, frozen with
15 liquid nitrogen and dried at 6×10^{-3} mbar. A white solid remains.

Yield: 165 mg (91 % of theory)

Mass spectrum (ESI⁺): m/z = 457 [M+H]⁺

The following compounds may also be obtained analogously to the foregoing
20 Examples and other methods known from the literature:

2-(piperazin-1-yl)-3-(2-butyn-1-yl)-5-[(4-methoxy-naphthalen-1-yl)methyl]-3,5-dihydro-
imidazo[4,5-d]pyridazin-4-one

25 2-(piperazin-1-yl)-3-(2-butyn-1-yl)-5-[(4-dimethylamino-quinazolin-2-yl)methyl]-3,5-
dihydro-imidazo[4,5-d]pyridazin-4-one

2-(piperazin-1-yl)-3-(2-butyn-1-yl)-5-[[4-(morpholin-4-yl)-quinazolin-2-yl]methyl]-3,5-
dihydro-imidazo[4,5-d]pyridazin-4-one

30

2-(piperazin-1-yl)-3-(2-butyn-1-yl)-5-[[1,5]naphthyridin-2-yl)methyl]-3,5-dihydro-
imidazo[4,5-d]pyridazin-4-one

2-(piperazin-1-yl)-3-(2-butyn-1-yl)-5-[[1,5]naphthyridin-3-yl)methyl]-3,5-dihydro-
imidazo[4,5-d]pyridazin-4-one

5 2-(piperazin-1-yl)-3-(2-butyn-1-yl)-5-[(2-methyl-quinolin-4-yl)methyl]-3,5-dihydro-
imidazo[4,5-d]pyridazin-4-one

2-(piperazin-1-yl)-3-(2-butyn-1-yl)-5-[(7-fluoro-quinolin-2-yl)methyl]-3,5-dihydro-
imidazo[4,5-d]pyridazin-4-one

10

2-(piperazin-1-yl)-3-(2-butyn-1-yl)-5-[(4-phenyl-pyrimidin-2-yl)methyl]-3,5-dihydro-
imidazo[4,5-d]pyridazin-4-one

15

2-(piperazin-1-yl)-3-(2-butyn-1-yl)-5-[(1-cyano-isoquinolin-3-yl)methyl]-3,5-dihydro-
imidazo[4,5-d]pyridazin-4-one

2-(piperazin-1-yl)-3-(2-butyn-1-yl)-5-[(4-cyano-isoquinolin-1-yl)methyl]-3,5-dihydro-
imidazo[4,5-d]pyridazin-4-one

20

2-(piperazin-1-yl)-3-(2-butyn-1-yl)-5-[(quinazolin-6-yl)methyl]-3,5-dihydro-imidazo[4,5-
d]pyridazin-4-one

2-(piperazin-1-yl)-3-(2-butyn-1-yl)-5-[(isoquinolin-1-yl)methyl]-3,5-dihydro-
imidazo[4,5-d]pyridazin-4-one

25

2-(piperazin-1-yl)-3-(2-butyn-1-yl)-5-[(quinolin-4-yl)methyl]-3,5-dihydro-imidazo[4,5-
d]pyridazin-4-one

30

2-(piperazin-1-yl)-3-(2-butyn-1-yl)-5-[(3-cyano-quinolin-2-yl)methyl]-3,5-dihydro-
imidazo[4,5-d]pyridazin-4-one

2-(piperazin-1-yl)-3-(2-butyn-1-yl)-5-[(1,4-dicyano-naphthalen-2-yl)methyl]-3,5-dihydro-imidazo[4,5-d]pyridazin-4-one

5 2-(piperazin-1-yl)-3-(2-butyn-1-yl)-5-[(phenanthridin-6-yl)methyl]-3,5-dihydro-imidazo[4,5-d]pyridazin-4-one

2-(piperazin-1-yl)-3-(2-butyn-1-yl)-5-[(2,3-dimethyl-quinoxalin-6-yl)methyl]-3,5-dihydro-imidazo[4,5-d]pyridazin-4-one

10 2-(piperazin-1-yl)-3-(2-butyn-1-yl)-5-[(4-phenyl-quinazolin-2-yl)methyl]-3,5-dihydro-imidazo[4,5-d]pyridazin-4-one

2-(piperazin-1-yl)-3-(2-butyn-1-yl)-5-[(3-cyano-pyridin-2-yl)methyl]-3,5-dihydro-imidazo[4,5-d]pyridazin-4-one

15

2-(piperazin-1-yl)-3-(2-butyn-1-yl)-5-[(4,6-dimethyl-pyrimidin-2-yl)methyl]-3,5-dihydro-imidazo[4,5-d]pyridazin-4-one

Example 3

20 Coated tablets containing 75 mg of active substance

1 tablet core contains:

	active substance	75.0 mg
	calcium phosphate	93.0 mg
25	corn starch	35.5 mg
	polyvinylpyrrolidone	10.0 mg
	hydroxypropylmethylcellulose	15.0 mg
	magnesium stearate	1.5 mg
		<hr/>
		230.0 mg

30

Preparation:

The active substance is mixed with calcium phosphate, corn starch, polyvinylpyrrolidone, hydroxypropylmethylcellulose and half the specified amount of magnesium stearate. Blanks about 13 mm in diameter are produced in a tablet-making machine and these are then rubbed through a screen with a mesh size of 1.5 mm using a suitable machine and mixed with the rest of the magnesium stearate. This granulate is compressed in a tablet-making machine to form tablets of the desired shape.

Weight of core: 230 mg

10 die: 9 mm, convex

The tablet cores thus produced are coated with a film consisting essentially of hydroxypropylmethylcellulose. The finished film-coated tablets are polished with beeswax.

Weight of coated tablet: 245 mg.

15

Example 4

Tablets containing 100 mg of active substance

20 Composition:

1 tablet contains:

active substance	100.0 mg
lactose	80.0 mg
corn starch	34.0 mg
25 polyvinylpyrrolidone	4.0 mg
magnesium stearate	<u>2.0 mg</u>
	220.0 mg

Method of Preparation:

30

The active substance, lactose and starch are mixed together and uniformly moistened with an aqueous solution of the polyvinylpyrrolidone. After the moist composition has

been screened (2.0 mm mesh size) and dried in a rack-type drier at 50°C it is screened again (1.5 mm mesh size) and the lubricant is added. The finished mixture is compressed to form tablets.

Weight of tablet: 220 mg

5 Diameter: 10 mm, biplanar, faceted on both sides and notched on one side.

Example 5

Tablets containing 150 mg of active substance

10

Composition:

1 tablet contains:

	active substance	150.0 mg
	powdered lactose	89.0 mg
15	corn starch	40.0 mg
	colloidal silica	10.0 mg
	polyvinylpyrrolidone	10.0 mg
	magnesium stearate	<u>1.0 mg</u>
		300.0 mg

20

Preparation:

The active substance mixed with lactose, corn starch and silica is moistened with a 20% aqueous polyvinylpyrrolidone solution and passed through a screen with a mesh
25 size of 1.5 mm. The granules, dried at 45°C, are passed through the same screen again and mixed with the specified amount of magnesium stearate. Tablets are pressed from the mixture.

Weight of tablet: 300 mg

die: 10 mm, flat

30

Example 6

Hard gelatine capsules containing 150 mg of active substance

5	1 capsule contains:		
	active substance		150.0 mg
	corn starch (dried)	approx.	180.0 mg
	lactose (powdered)	approx.	87.0 mg
	magnesium stearate		<u>3.0 mg</u>
10		approx.	420.0 mg

Preparation:

The active substance is mixed with the excipients, passed through a screen with a
15 mesh size of 0.75 mm and homogeneously mixed using a suitable apparatus. The
finished mixture is packed into size 1 hard gelatine capsules.

Capsule filling: approx. 320 mg

Capsule shell: size 1 hard gelatine capsule.

20 Example 7

Suppositories containing 150 mg of active substance

	1 suppository contains:		
25	active substance		150.0 mg
	polyethyleneglycol 1500		550.0 mg
	polyethyleneglycol 6000		460.0 mg
	polyoxyethylene sorbitan monostearate		<u>840.0 mg</u>
			2,000.0 mg

30

Preparation:

After the suppository mass has been melted the active substance is homogeneously distributed therein and the melt is poured into chilled moulds.

5

Example 8

Suspension containing 50 mg of active substance

10	100 ml of suspension contain:		
	active substance		1.00 g
	carboxymethylcellulose-Na-salt		0.10 g
	methyl p-hydroxybenzoate		0.05 g
	propyl p-hydroxybenzoate		0.01 g
15	glucose		10.00 g
	glycerol		5.00 g
	70% sorbitol solution		20.00 g
	flavouring		0.30 g
	dist. water	ad	100 ml

20

Preparation:

The distilled water is heated to 70°C. The methyl and propyl p-hydroxybenzoates together with the glycerol and sodium salt of carboxymethylcellulose are dissolved therein with stirring. The solution is cooled to ambient temperature and the active substance is added and homogeneously dispersed therein with stirring. After the sugar, the sorbitol solution and the flavouring have been added and dissolved, the suspension is evacuated with stirring to eliminate air.

5 ml of suspension contain 50 mg of active substance.

30

Example 9Ampoules containing 10 mg active substance5 Composition:

active substance 10.0 mg

0.01 N hydrochloric acid q.s.

double-distilled water ad 2.0 ml

10 Preparation:

The active substance is dissolved in the necessary amount of 0.01 N HCl, made isotonic with common salt, filtered sterile and transferred into 2 ml ampoules.

15 Example 10Ampoules containing 50 mg of active substanceComposition:

20 active substance 50.0 mg

0.01 N hydrochloric acid q.s.

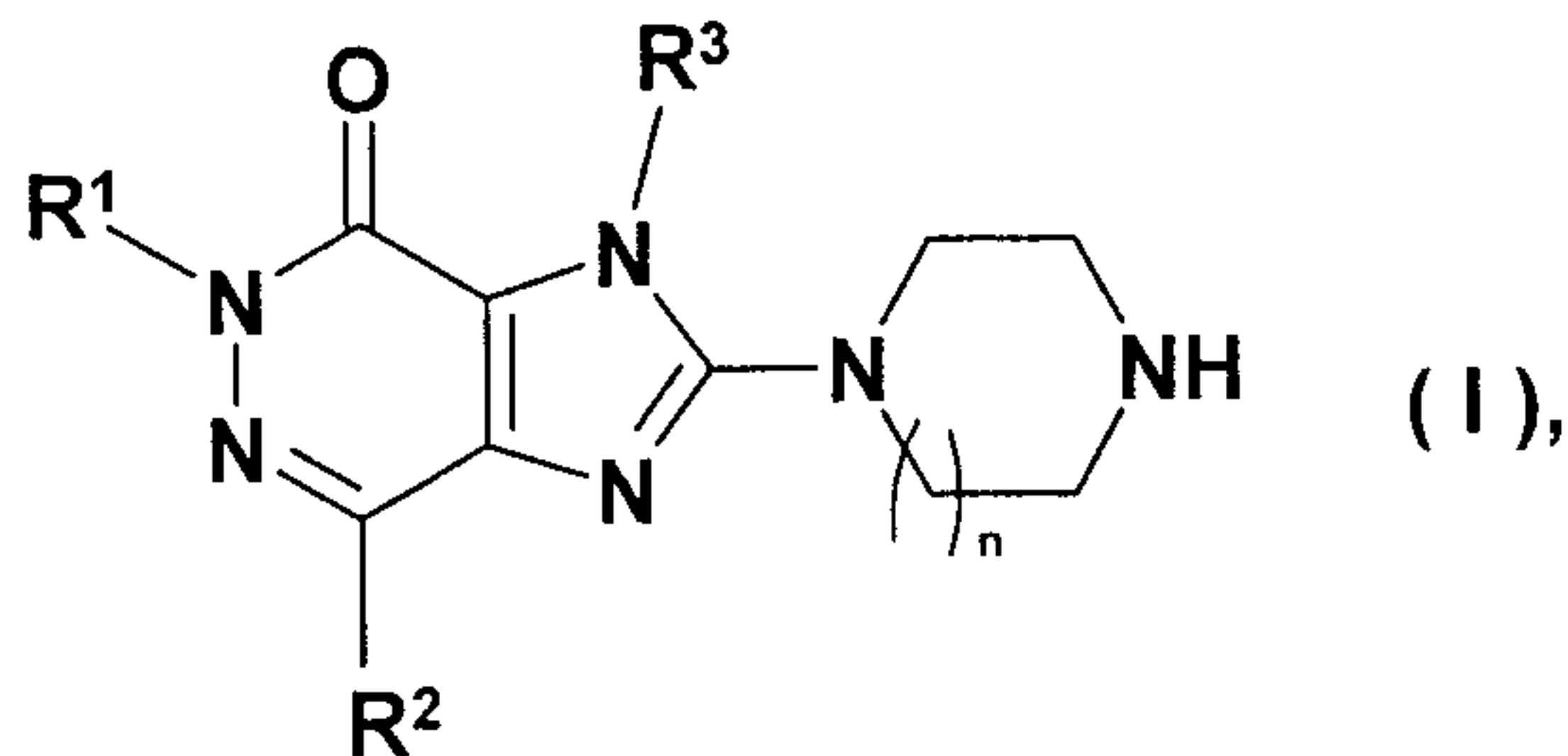
double-distilled water ad 10.0 ml

25 Preparation:

The active substance is dissolved in the necessary amount of 0.01 N HCl, made isotonic with common salt, filtered sterile and transferred into 10 ml ampoules.

Patent Claims

1. Compounds of general formula



5

wherein

R¹ denotes a heteroaryl-C₁₋₃-alkyl group,

10

where the term heteroaryl denotes a pyridinyl, pyrimidinyl, phenylpyridinyl, phenylpyrimidinyl, benzoxazolyl, 1-methyl-1H-benzotriazolyl, benzo[1,2,5]thiadiazolyl, [1,2,4]triazolo[4,3-a]pyridinyl, quinolinyl, isoquinolinyl, quinazoliny, quinoxaliny, naphthyridinyl or phenanthridinyl group and the above-mentioned heteroaryl groups are substituted by R¹⁰, R¹¹ and R¹²,

15

where R¹⁰ denotes a hydrogen atom, a fluorine, chlorine or bromine atom or a methyl, difluoromethyl, trifluoromethyl, phenyl, cyano, methoxy, difluoromethoxy, trifluoromethoxy, amino, methylamino, dimethylamino, pyrrolidin-1-yl, piperidin-1-yl or morpholin-4-yl group,

20

R¹¹ denotes a hydrogen atom or a methyl, methoxy or cyano group and

R¹² denotes a hydrogen atom or a methyl group,

25

or a naphthyl-C₁₋₃-alkyl group wherein the naphthyl moiety is substituted by R¹³ and R¹⁴,

while R¹³ denotes a hydrogen atom, a fluorine, chlorine or bromine atom or a methyl, difluoromethyl, trifluoromethyl, cyano, methoxy, difluoromethoxy or trifluoromethoxy group and

R¹⁴ denotes a hydrogen atom or a methyl, methoxy or cyano group,

5

R² denotes a hydrogen atom or a methyl group,

R³ denotes a 2-butyne-1-yl group or a 1-buten-1-yl, 2-buten-1-yl or 3-methyl-2-buten-1-yl group,

10

and n denotes the number 1 or 2,

with the exception of the compounds

15 2-(piperazin-1-yl)-3-(butyn-1-yl)-5-[(pyridin-2-yl)methyl]-3,5-dihydro-imidazo[4,5-d]pyridazin-4-one,

2-(piperazin-1-yl)-3-(butyn-1-yl)-5-[(pyridin-3-yl)methyl]-3,5-dihydro-imidazo[4,5-d]pyridazin-4-one,

20

2-(piperazin-1-yl)-3-(butyn-1-yl)-5-[(pyridin-4-yl)methyl]-3,5-dihydro-imidazo[4,5-d]pyridazin-4-one,

25 2-(piperazin-1-yl)-3-(butyn-1-yl)-5-[(2-methoxy-pyridin-3-yl)methyl]-3,5-dihydro-imidazo[4,5-d]pyridazin-4-one,

2-(piperazin-1-yl)-3-(butyn-1-yl)-5-[(6-amino-pyridin-3-yl)methyl]-3,5-dihydro-imidazo[4,5-d]pyridazin-4-one,

30 2-(piperazin-1-yl)-3-(butyn-1-yl)-5-[(2-fluoro-pyridin-3-yl)methyl]-3,5-dihydro-imidazo[4,5-d]pyridazin-4-one,

2-(piperazin-1-yl)-3-(butyn-1-yl)-5-[(2-fluoro-pyridin-4-yl)methyl]-3,5-dihydro-
imidazo[4,5-d]pyridazin-4-one,

2-(piperazin-1-yl)-3-(butyn-1-yl)-5-[(6-fluoro-pyridin-2-yl)methyl]-3,5-dihydro-
5 imidazo[4,5-d]pyridazin-4-one and

2-(piperazin-1-yl)-3-(butyn-1-yl)-5-[(isoquinolin-1-yl)methyl]-3,5-dihydro-imidazo[4,5-
d]pyridazin-4-one,

10 the tautomers, the enantiomers, the diastereomers, the mixtures thereof and the salts
thereof.

2. Compounds of general formula I according to claim 1, wherein

15

R¹ denotes a heteroarylmethyl group,

20

where the term heteroaryl denotes a pyridinyl, pyrimidinyl, benzoxazolyl,
1-methyl-1H-benzotriazolyl, benzo[1,2,5]thiadiazolyl, [1,2,4]-triazolo[4,3-
a]pyridinyl, quinolinyl, isoquinolinyl, quinazolinyl, quinoxalinyl, naphthyridinyl-
or phenanthridinyl group and the above-mentioned heteroaryl groups are
substituted by R¹⁰, R¹¹ and R¹²,

25

while R¹⁰ denotes a hydrogen atom or a fluorine atom or a methyl,
difluoromethyl, trifluoromethyl, phenyl, cyano, methoxy,
difluoromethoxy, trifluoromethoxy, dimethylamino, pyrrolidin-1-yl,
piperidin-1-yl or morpholin-4-yl group,

R¹¹ denotes a hydrogen atom or a methyl or cyano group and

R¹² denotes a hydrogen atom or a methyl group,

30

or a naphthylmethyl group wherein the naphthyl moiety is substituted by R¹³ and R¹⁴,

where R¹³ denotes a hydrogen atom, a fluorine, chlorine or bromine atom or a methyl, difluoromethyl, trifluoromethyl, cyano, methoxy, difluoromethoxy or trifluoromethoxy group and

R¹⁴ denotes a hydrogen atom or a cyano group,

5

R² denotes a hydrogen atom or a methyl group,

R³ denotes a 2-butyn-1-yl group or a 1-buten-1-yl, 2-buten-1-yl or 3-methyl-2-buten-1-yl group,

10

and n denotes the number 1 or 2,

with the exception of the compounds

15 2-(piperazin-1-yl)-3-(butyn-1-yl)-5-[(pyridin-2-yl)methyl]-3,5-dihydro-imidazo[4,5-d]pyridazin-4-one,

2-(piperazin-1-yl)-3-(butyn-1-yl)-5-[(pyridin-3-yl)methyl]-3,5-dihydro-imidazo[4,5-d]pyridazin-4-one,

20

2-(piperazin-1-yl)-3-(butyn-1-yl)-5-[(pyridin-4-yl)methyl]-3,5-dihydro-imidazo[4,5-d]pyridazin-4-one,

25

2-(piperazin-1-yl)-3-(butyn-1-yl)-5-[(2-methoxy-pyridin-3-yl)methyl]-3,5-dihydro-imidazo[4,5-d]pyridazin-4-one,

2-(piperazin-1-yl)-3-(butyn-1-yl)-5-[(2-fluoro-pyridin-3-yl)methyl]-3,5-dihydro-imidazo[4,5-d]pyridazin-4-one,

30

2-(piperazin-1-yl)-3-(butyn-1-yl)-5-[(2-fluoro-pyridin-4-yl)methyl]-3,5-dihydro-imidazo[4,5-d]pyridazin-4-one,

2-(piperazin-1-yl)-3-(butyn-1-yl)-5-[(6-fluoro-pyridin-2-yl)methyl]-3,5-dihydro-
imidazo[4,5-d]pyridazin-4-one and

2-(piperazin-1-yl)-3-(butyn-1-yl)-5-[(isoquinolin-1-yl)methyl]-3,5-dihydro-imidazo[4,5-
5 d]pyridazin-4-one,

the tautomers, the mixtures and salts thereof.

10 3. Compounds of general formula I according to claim 1, wherein

R¹ denotes a heteroarylmethyl group,

15 where the term heteroaryl denotes a pyridinyl, pyrimidinyl, benzoxazolyl,
1-methyl-1H-benzotriazolyl, benzo[1,2,5]thiadiazolyl, [1,2,4]-triazolo[4,3-
a]pyridinyl, quinolinyl, isoquinolinyl, quinazoliny, quinoxaliny, naphthyridinyl or
phenanthridinyl group and the above-mentioned heteroaryl groups are
substituted by R¹⁰, R¹¹ and R¹²,

20 where R¹⁰ denotes a hydrogen atom or a fluorine atom or a methyl,
phenyl, cyano, methoxy, dimethylamino, pyrrolidin-1-yl, piperidin-1-yl or
morpholin-4-yl group,

R¹¹ denotes a hydrogen atom or a methyl or cyano group and

R¹² denotes a hydrogen atom or a methyl group,

25

or a naphthylmethyl group wherein the naphthyl moiety is substituted by R¹³ and R¹⁴,

while R¹³ denotes a hydrogen atom, a fluorine or bromine atom or a cyano or
methoxy group and

30

R¹⁴ denotes a hydrogen atom or a cyano group,

R² denotes a hydrogen atom,

R³ denotes a 2-butyn-1-yl group

and n denotes the number 1 or 2,

5

with the exception of the compounds

2-(piperazin-1-yl)-3-(butyn-1-yl)-5-[(pyridin-2-yl)methyl]-3,5-dihydro-imidazo[4,5-d]pyridazin-4-one,

10

2-(piperazin-1-yl)-3-(butyn-1-yl)-5-[(pyridin-3-yl)methyl]-3,5-dihydro-imidazo[4,5-d]pyridazin-4-one,

2-(piperazin-1-yl)-3-(butyn-1-yl)-5-[(pyridin-4-yl)methyl]-3,5-dihydro-imidazo[4,5-d]pyridazin-4-one,

15

2-(piperazin-1-yl)-3-(butyn-1-yl)-5-[(2-methoxy-pyridin-3-yl)methyl]-3,5-dihydro-imidazo[4,5-d]pyridazin-4-one,

20

2-(piperazin-1-yl)-3-(butyn-1-yl)-5-[(2-fluoro-pyridin-3-yl)methyl]-3,5-dihydro-imidazo[4,5-d]pyridazin-4-one,

2-(piperazin-1-yl)-3-(butyn-1-yl)-5-[(2-fluoro-pyridin-4-yl)methyl]-3,5-dihydro-imidazo[4,5-d]pyridazin-4-one,

25

2-(piperazin-1-yl)-3-(butyn-1-yl)-5-[(6-fluoro-pyridin-2-yl)methyl]-3,5-dihydro-imidazo[4,5-d]pyridazin-4-one and

2-(piperazin-1-yl)-3-(butyn-1-yl)-5-[(isoquinolin-1-yl)methyl]-3,5-dihydro-imidazo[4,5-d]pyridazin-4-one,

30

the tautomers, the mixtures and the salts thereof.

4. Compounds of general formula I according to claim 1, wherein

R¹ denotes a methyl group which is substituted by a fluoronaphthyl, bromonaphthyl,
5 methoxynaphthyl, cyanonaphthyl, dicyanonaphthyl, methylpyridinyl, cyanopyridinyl,
dimethylpyrimidinyl, phenylpyrimidinyl, methylbenzoxazolyl, 1-methyl-1H-benzo-
triazolyl, benzo[1,2,5]thiadiazolyl, [1,2,4]triazolo[4,3-a]pyridinyl, quinolinyl,
fluoroquinolinyl, methylquinolinyl, cyanoquinolinyl, methylisoquinolinyl, cyanoiso-
quinolinyl, quinazoliny, methylquinazoliny, phenylquinazoliny, (dimethylamino)-
10 quinazoliny, (morpholin-4-yl)-quinazoliny, quinoxaliny, dimethylquinoxaliny,
trimethylquinoxaliny, naphthyridinyl or phenanthridinyl group,

R² denotes a hydrogen atom,

15 R³ denotes a 2-butyn-1-yl group,

and n denotes the number 1 or 2,

the tautomers, the mixtures and the salts thereof.

20

5. Compounds of general formula I according to claim 1, wherein

R¹ denotes a methyl group which is substituted by a cyanonaphthyl,
methylbenzoxazolyl, 1-methyl-1H-benzotriazolyl, benzo[1,2,5]thiadiazolyl,
25 methylisoquinolinyl, methylquinazoliny or trimethylquinoxaliny group,

R² denotes a hydrogen atom,

R³ denotes a 2-butyn-1-yl group and

30

n denotes the number 1 or 2,

the tautomers and the salts thereof.

6. Compounds of general formula I according to at least one of claims 1 to 5, wherein

5

R^1 and R^2 are defined as mentioned in one of claims 1 to 5

and n denotes the number 1,

10 the tautomers and the salts thereof.

7. Compounds of general formula I according to at least one of claims 1 to 5, wherein

15 R^1 and R^2 are defined as mentioned in one of claims 1 to 5

and n denotes the number 2 ,

the tautomers and the salts thereof.

20

8. The following compounds of general formula I according to claim 1:

25 (a) 2-(piperazin-1-yl)-3-(2-butyn-1-yl)-5-[(4-methyl-quinazolin-2-yl)methyl]-3,5-dihydro-imidazo[4,5-d]pyridazin-4-one

(b) 2-([1,4]diazepan-1-yl)-3-(2-butyn-1-yl)-5-[(4-methyl-quinazolin-2-yl)methyl]-3,5-dihydro-imidazo[4,5-d]pyridazin-4-one

30 (c) 2-(piperazin-1-yl)-3-(2-butyn-1-yl)-5-[(4-methyl-benzoxazol-2-yl)methyl]-3,5-dihydro-imidazo[4,5-d]pyridazin-4-one

(d) 2-([1,4]diazepan-1-yl)-3-(2-butyn-1-yl)-5-[(4-methyl-benzoxazol-2-yl)methyl]-3,5-dihydro-imidazo[4,5-d]pyridazin-4-one

as well as the tautomers and the salts thereof.

5

9. Physiologically acceptable salts of the compounds according to at least one of claims 1 to 8 with inorganic or organic acids.

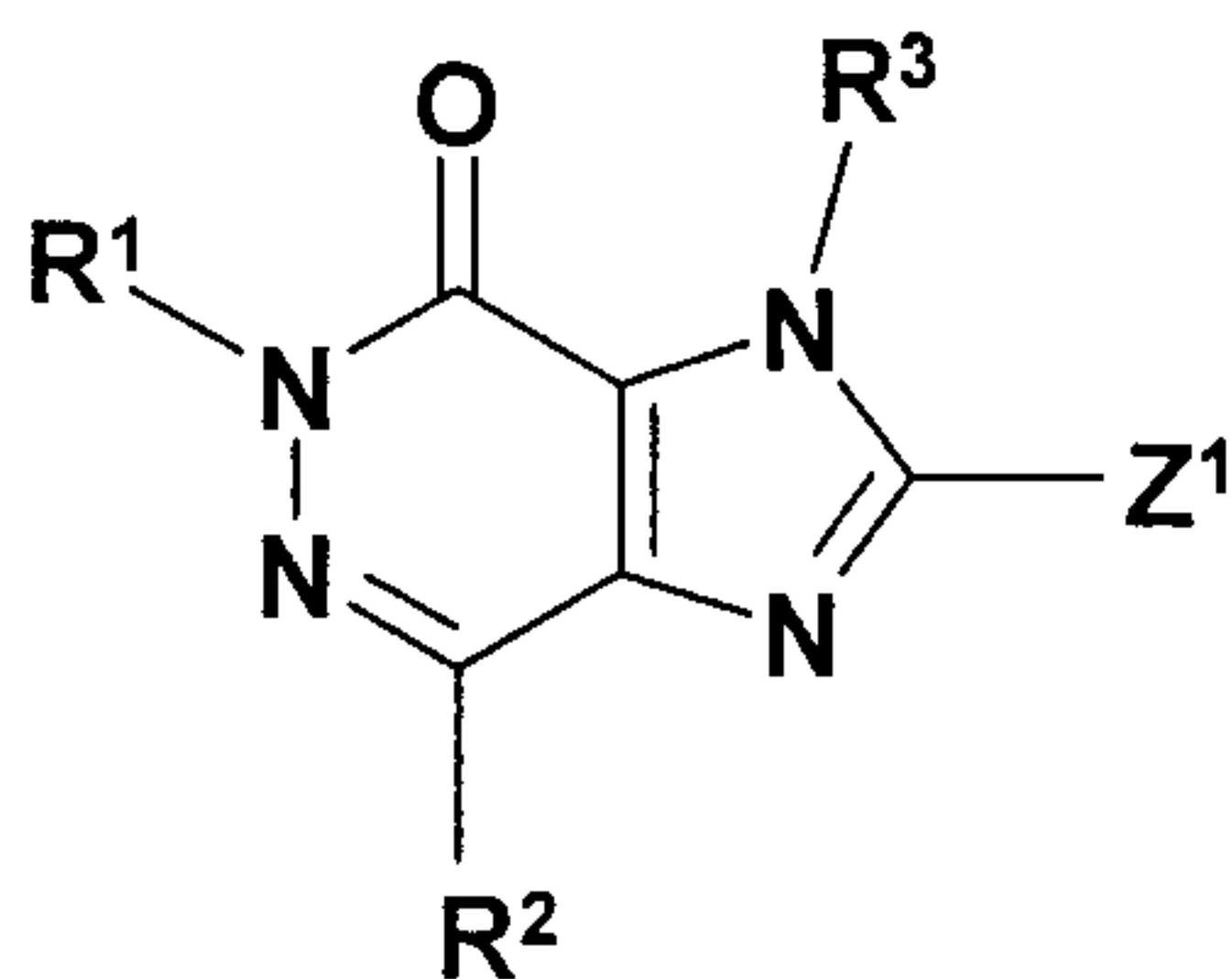
10. Pharmaceutical compositions containing a compound according to at least one of claims 1 to 8 or a physiologically acceptable salt according to claim 9, optionally together with one or more inert carriers and/or diluents.

11. Use of a compound according to at least one of claims 1 to 9 for preparing a pharmaceutical composition which is suitable for treating type I and II diabetes mellitus, arthritis, obesity, allograft transplantation and calcitonin-induced osteoporosis.

12. Process for preparing a pharmaceutical composition according to claim 10, characterised in that a compound according to at least one of claims 1 to 9 is incorporated in one or more inert carriers and/or diluents by a non-chemical method.

13. Process for preparing the compounds of general formula I according to claims 1 to 9, characterised in that

25 a) a compound of general formula



(II),

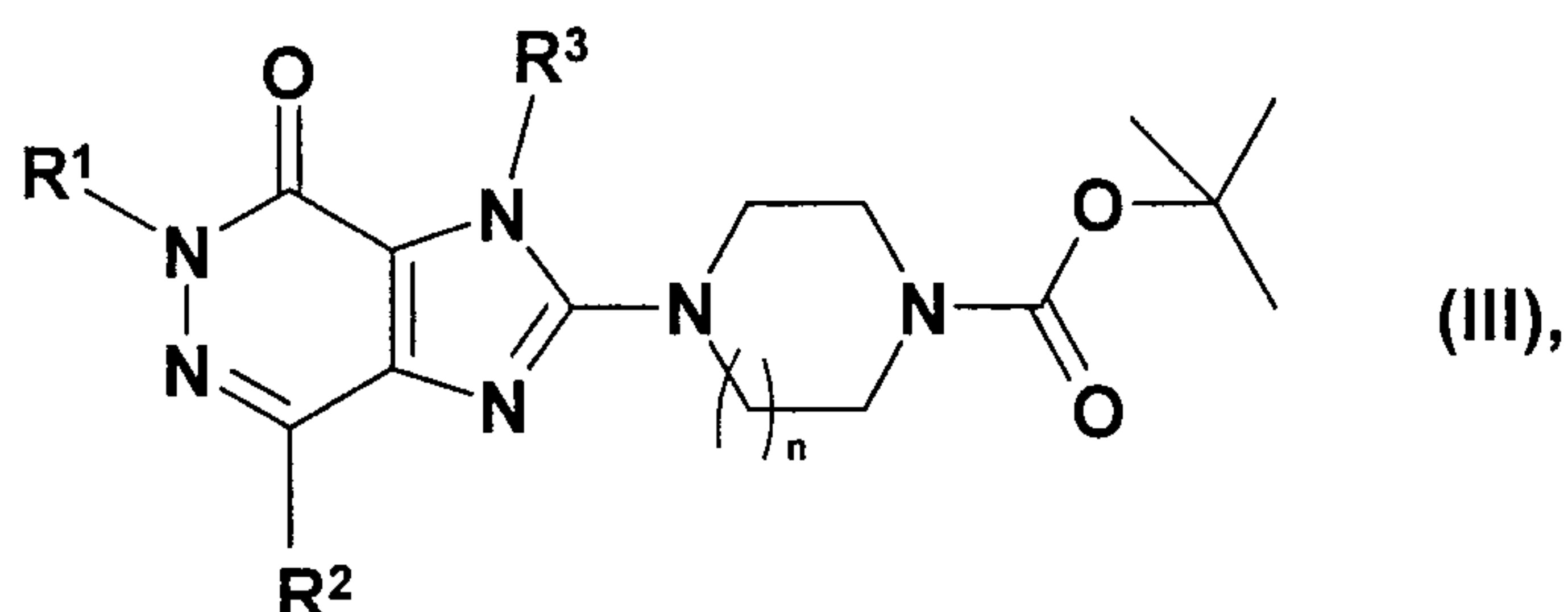
wherein

R¹ to R³ are defined as mentioned in claims 1 to 8 and

Z¹ denotes a leaving group such as a halogen atom, a substituted hydroxy, mercapto, sulphinyl, sulphonyl or sulphonyloxy group,

5 is reacted with piperazine or [1,4]diazepan or the salts thereof, or

b) a compound of general formula



10

wherein R¹, R² and R³ are defined as mentioned in claims 1 to 8 is deprotected, and/or

any protecting groups used during the reaction are then cleaved and/or

15

the compounds of general formula I thus obtained are resolved into their enantiomers and/or diastereomers and/or

20 the compounds of formula I thus obtained are converted into their salts, particularly for pharmaceutical use into the physiologically acceptable salts thereof with inorganic or organic acids.

Fetherstonhaugh
Ottawa, Canada
Patent Agents

