



US00D446353S

(12) **United States Design Patent**
Crary

(10) **Patent No.:** **US D446,353 S**

(45) **Date of Patent:** **** Aug. 7, 2001**

(54) **MANICURE HAND SUPPORT**

D. 440,712 * 4/2001 Lu D28/61
4,441,487 * 4/1984 Daugherty et al. 132/73 X

(75) Inventor: **Doris Crary**, Easton, CT (US)

* cited by examiner

(73) Assignee: **Prostrong, INC**, Oakville, CT (US)

Primary Examiner—Ted Shooman

(**) Term: **14 Years**

Assistant Examiner—C Tuttle

(21) Appl. No.: **29/135,792**

(57) **CLAIM**

(22) Filed: **Jan. 17, 2001**

The ornamental design for a manicure hand support, as shown and described.

(51) **LOC (7) Cl.** **28-03**

DESCRIPTION

(52) **U.S. Cl.** **D28/61**

(58) **Field of Search** D28/56, 57, 61,
D28/73; 132/73, 73.5, 74.5, 75; 248/118

FIG. 1 is a top plan view of a manicure hand support showing my design;

FIG. 2 is a front end view thereof;

FIG. 3 is a rear end view thereof;

FIG. 4 is a reduced scale side view thereof; and,

FIG. 5 is a reduced scale bottom plan view thereof.

(56) **References Cited**

In use, my manicure hand support receives and supports the fingers of a user when nail polish is applied.

U.S. PATENT DOCUMENTS

- D. 142,327 * 8/1945 McPharlin D28/61
- D. 167,672 * 9/1952 Blackburn D28/61
- D. 293,137 * 12/1987 Loerop D28/61
- D. 401,015 * 11/1998 Sussman D28/61

1 Claim, 1 Drawing Sheet

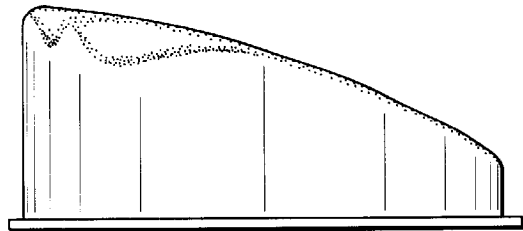
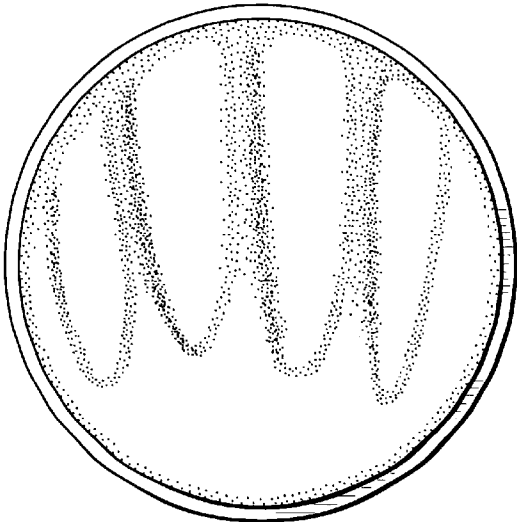


FIG. 1

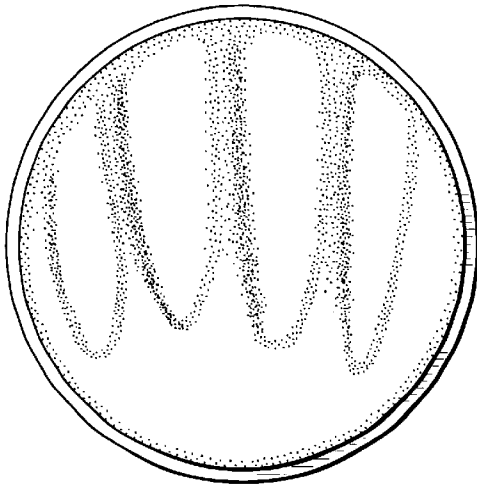


FIG. 4

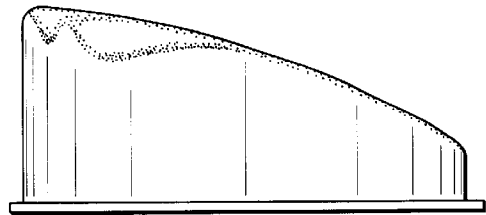


FIG. 2

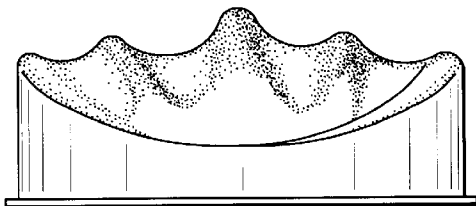


FIG. 5




FIG. 3

