



US00D445620S

(12) **United States Design Patent**
West

(10) **Patent No.:** **US D445,620 S**

(45) **Date of Patent:** **** Jul. 31, 2001**

- (54) **EXPANDABLE SHELF**
- (75) **Inventor:** **Robert A. West**, Shorewood, MN (US)
- (73) **Assignee:** **Westerlund Products Corporation**,
Minnetonka, MN (US)
- (**) **Term:** **14 Years**
- (21) **Appl. No.:** **29/129,503**
- (22) **Filed:** **Sep. 15, 2000**
- (51) **LOC (7) Cl.** **06-04**
- (52) **U.S. Cl.** **D6/511**
- (58) **Field of Search** D6/509-511, 491,
D6/492, 494, 495, 486; D25/19, 119-125;
108/59, 61, 64, 67, 73, 102, 179, 143, 147.11,
147.19; 138/118; 160/214, 99; 211/90.01,
90.02, 134, 153, 149, 187, 175; 248/241,
244, 235

- 4,478,337 10/1984 Flum .
- 4,535,896 8/1985 Evenson .
- 4,553,523 11/1985 Stohrer, Jr. .
- 4,696,406 9/1987 Karashima et al. .
- 4,723,665 2/1988 Benedict et al. .
- 4,938,365 7/1990 Conway et al. .
- 5,295,596 * 3/1994 Squitieri 211/175
- 5,423,597 6/1995 Rogers .
- 5,553,824 9/1996 Dutra, Jr. .
- 5,586,666 12/1996 Squitieri .
- 5,605,238 2/1997 Jacobs .
- 5,762,208 6/1998 Yeh .
- 6,021,908 * 2/2000 Mathews 211/175
- 6,142,321 * 11/2000 West 211/153

* cited by examiner

Primary Examiner—Prabhakar Deshmukh
(74) *Attorney, Agent, or Firm*—Schwegman, Lundberg,
Woessner & Kluth, P.A.

(57) **CLAIM**

The ornamental design for an expandable shelf, as shown and described.

(56) **References Cited**

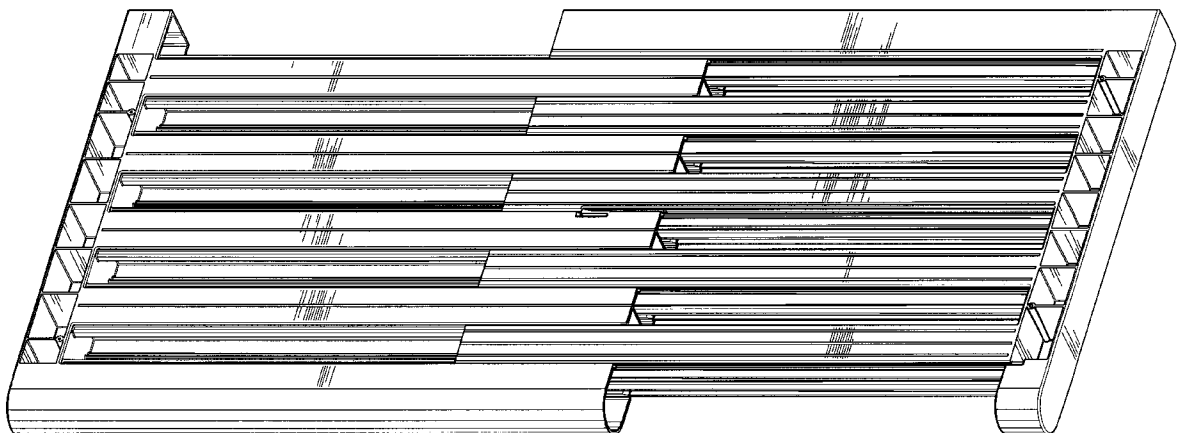
U.S. PATENT DOCUMENTS

- 204,237 * 5/1878 Miller et al. 108/202 X
- D. 314,682 * 2/1991 Kellems et al. D6/511
- 330,380 11/1885 Cregmile .
- D. 355,551 * 2/1995 McNamara et al. D6/511
- D. 407,247 * 3/1999 Brezney D6/511
- D. 426,089 * 6/2000 Vlah D6/491
- 563,467 7/1896 Farwell .
- 622,666 4/1899 Burwell .
- 779,262 1/1905 Burke .
- 934,148 9/1909 Duff .
- 1,682,060 8/1928 Banks .
- 2,205,730 6/1940 Morgan .
- 2,294,595 9/1942 Dice .
- 2,545,844 3/1951 Cougias .
- 2,888,305 5/1959 Perry .
- 3,650,588 3/1972 Helland .
- 3,836,218 9/1974 Hallal .
- 4,036,369 7/1977 Eisenberg .
- 4,106,735 8/1978 Partain et al. .
- 4,155,312 5/1979 Thorkildson .
- 4,192,562 3/1980 Bishoff et al. .
- 4,470,647 9/1984 Bishoff et al. .

DESCRIPTION

FIG. 1 is a perspective view of the underside of an expandable shelf, incorporating the new design;
 FIG. 2 is a bottom plan of the expandable shelf of FIG. 1;
 FIG. 3 is a front elevation of the expandable shelf of FIG. 1;
 FIG. 4 is a top plan of the expandable shelf of FIG. 1;
 FIG. 5 is a rear elevation of the expandable shelf of FIG. 1;
 FIG. 6 is a right-side elevation of the expandable shelf of FIG. 1, the left-side being a mirror image;
 FIG. 7 is a cross-sectional view of a part of the expandable shelf of FIG. 2, showing the structure cut at line 7—7;
 FIG. 8 is a cross-sectional view of a part of the expandable shelf of FIG. 2, showing the structure cut at line 8—8;
 FIG. 9 is a perspective view of the underside of an alternative position of the expandable shelf of FIG. 1; and,
 FIG. 10 is a bottom plan of a second embodiment of an expandable shelf, an expandable shelf of indeterminate length incorporating the new design.

1 Claim, 7 Drawing Sheets



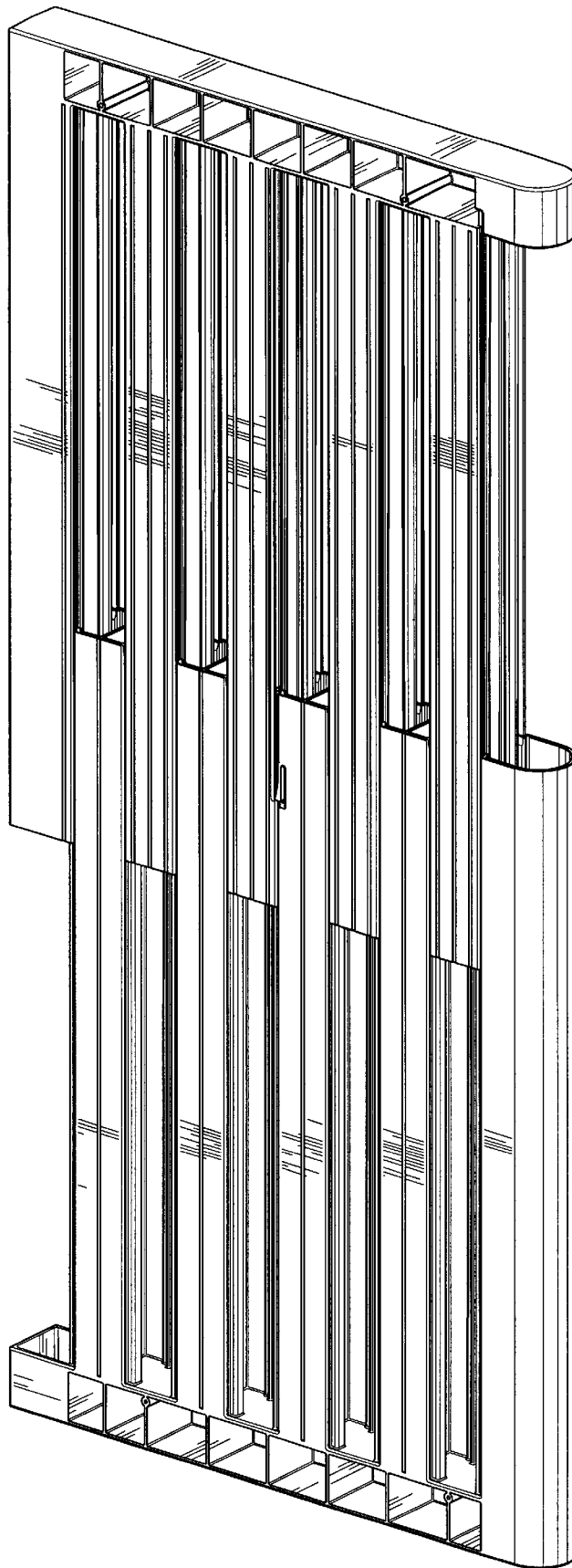

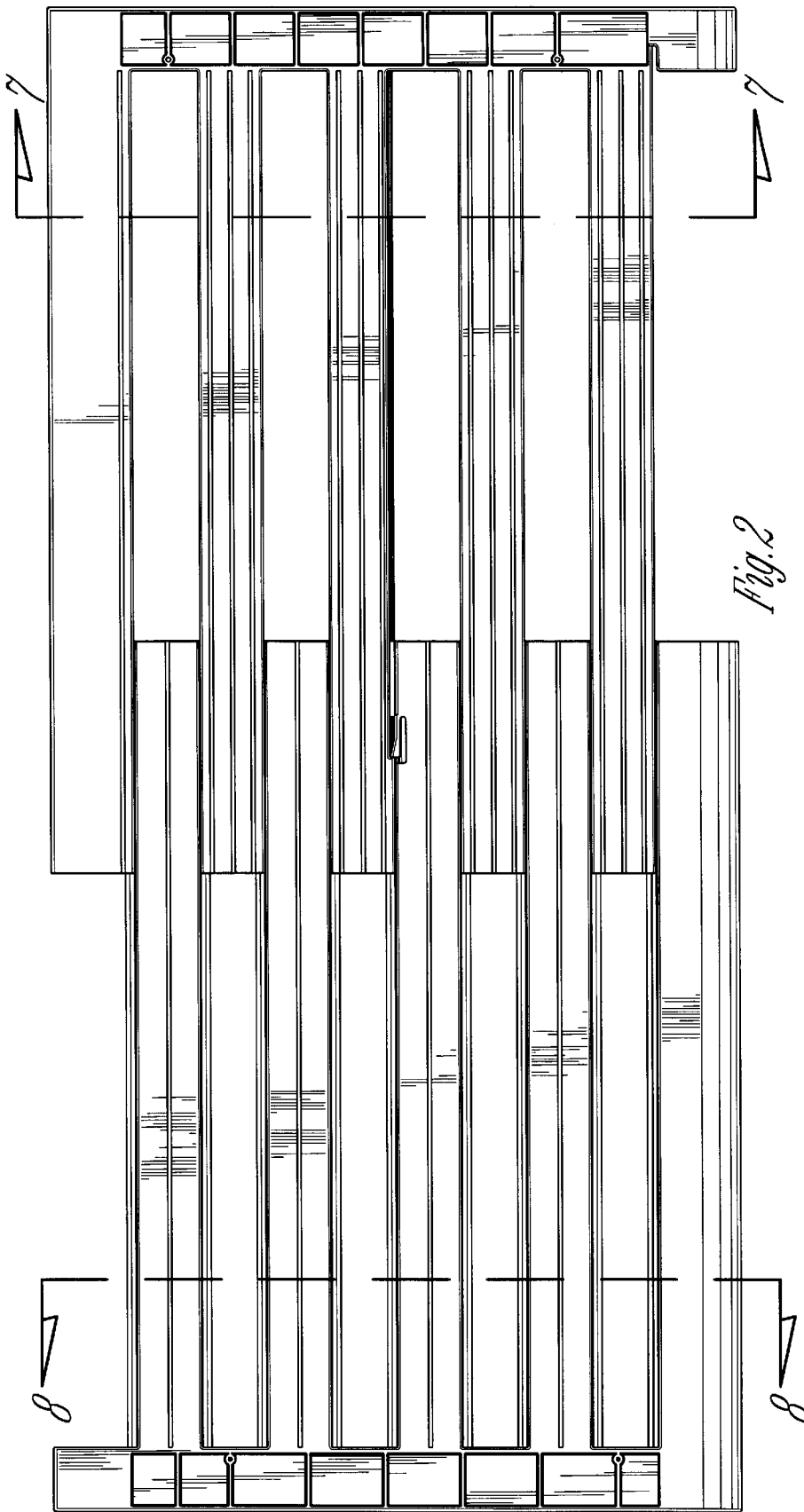


Fig. 1



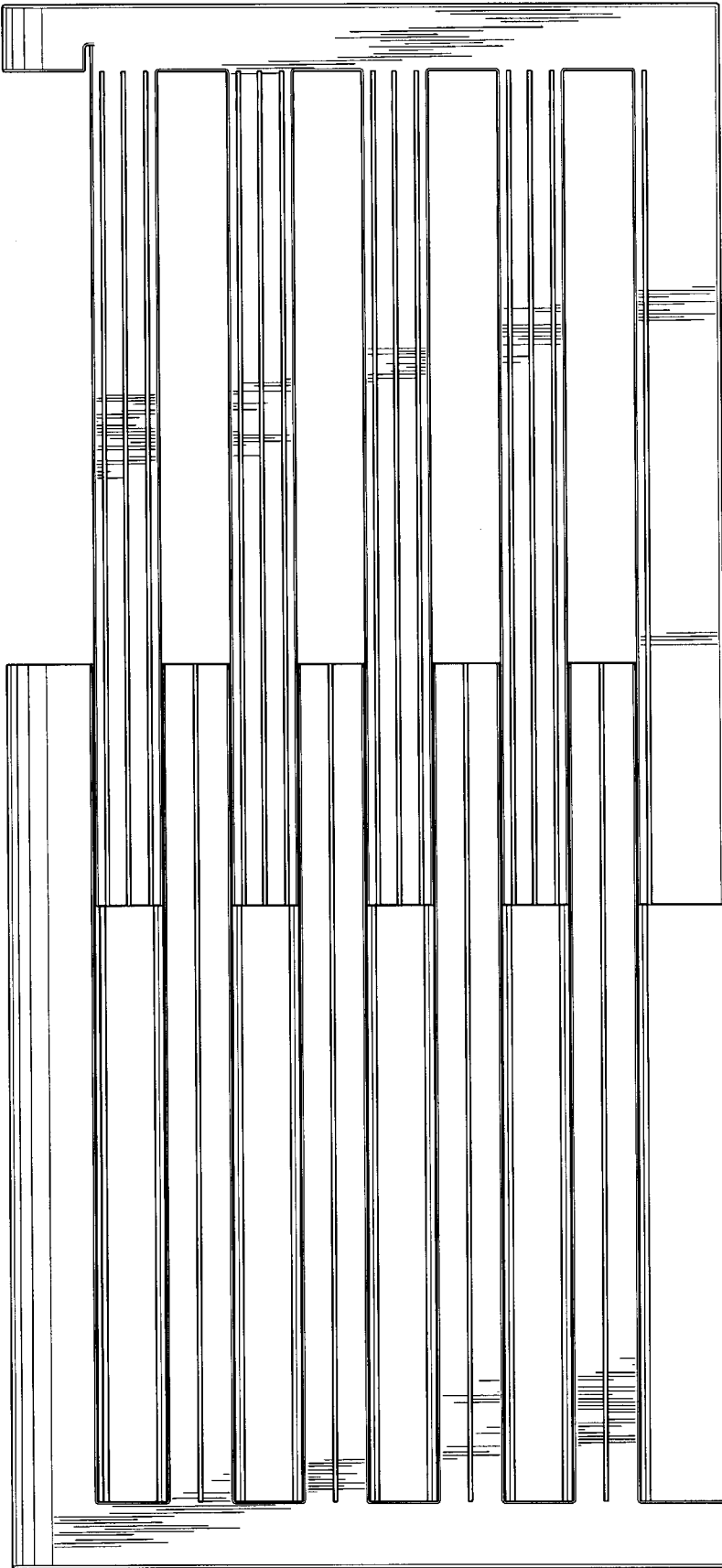


Fig. 4



Fig. 5




Fig. 6




Fig. 7

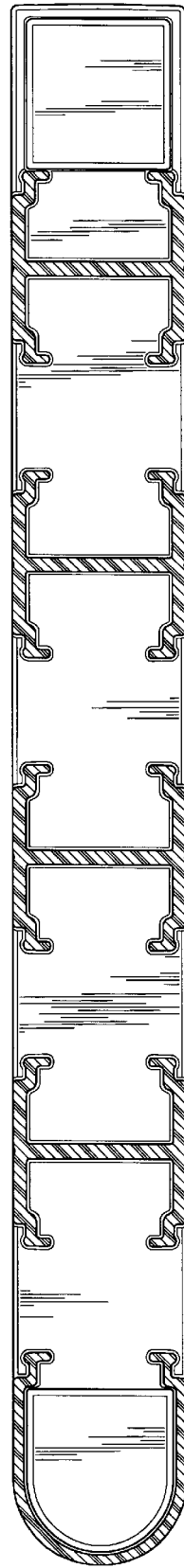


Fig. 8

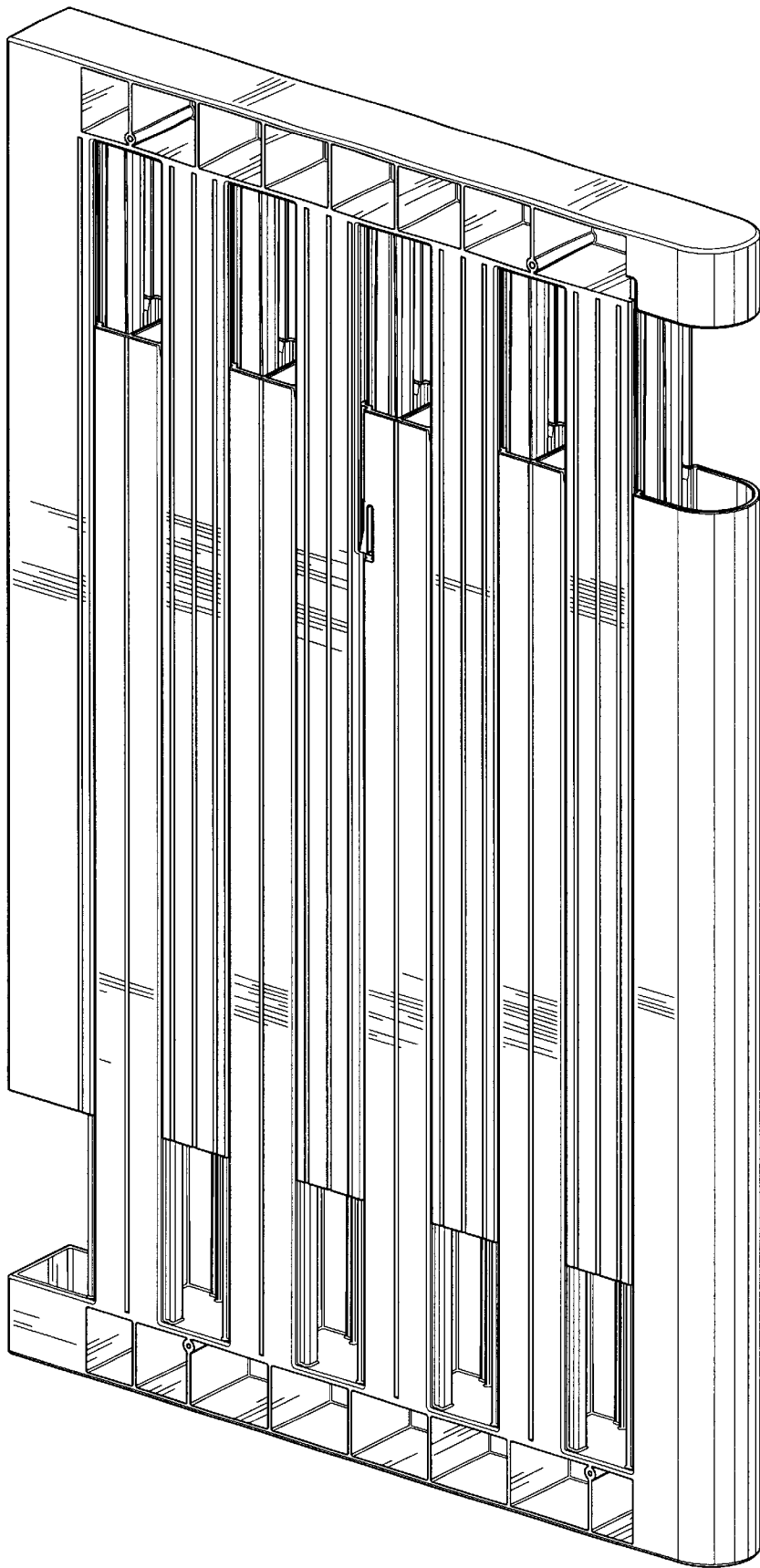


Fig. 9

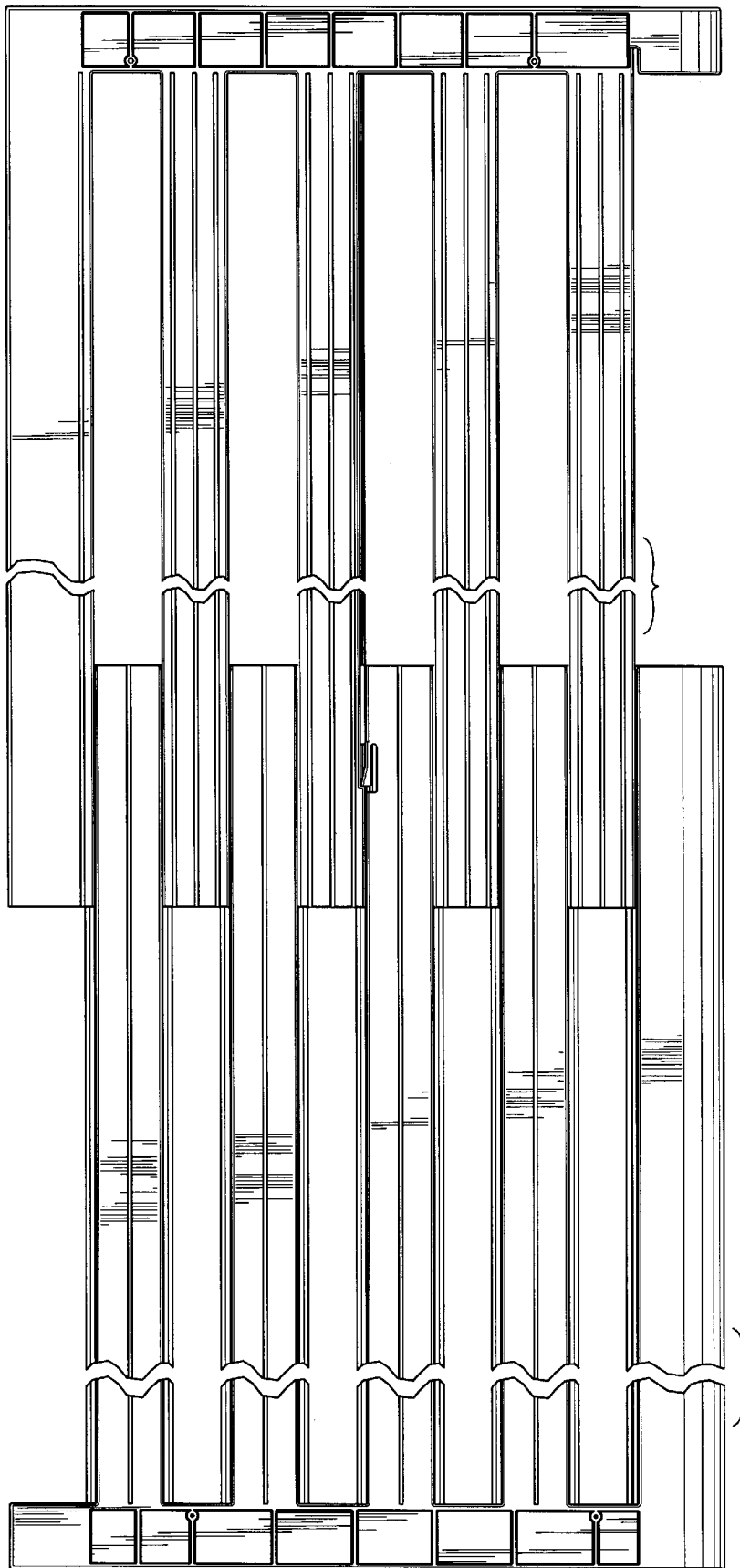


Fig. 10