



US00D665744S

(12) **United States Design Patent**
Yamauchi et al.

(10) **Patent No.:** **US D665,744 S**

(45) **Date of Patent:** **** Aug. 21, 2012**

(54) **OPTICAL FIBER CONNECTOR**

(75) Inventors: **Isao Yamauchi**, Tokyo (JP); **Yasuhiro Hyakutake**, Tokyo (JP); **Satoshi Kano**, Tokyo (JP)

(73) Assignee: **Adamant Kogyo Co., Ltd.**, Tokyo (JP)

(**) Term: **14 Years**

(21) Appl. No.: **29/371,436**

(22) Filed: **Feb. 28, 2011**

(30) **Foreign Application Priority Data**

Sep. 28, 2010 (JP) 2010-023121

(51) **LOC (9) Cl.** **13-03**

(52) **U.S. Cl.** **D13/133; D13/154**

(58) **Field of Classification Search** D13/133,
D13/154, 184, 199; 385/53, 55, 56, 72, 76,
385/78, 84; 439/180, 246, 252, 374, 378,
439/379, 380, 381, 578, 668, 892, 894

See application file for complete search history.

(56) **References Cited**

U.S. PATENT DOCUMENTS

3,545,080	A *	12/1970	Evans	29/874
D223,109	S *	3/1972	Murphy	D13/133
5,575,666	A *	11/1996	Dent	439/82
5,915,057	A *	6/1999	Weigel	385/76
6,224,270	B1 *	5/2001	Nakajima et al.	385/78
6,318,905	B1 *	11/2001	Valencia et al.	385/78
6,595,697	B2 *	7/2003	Hirabayashi et al.	385/78

6,709,167	B2 *	3/2004	Ishibashi et al.	385/78
2003/0161586	A1 *	8/2003	Hirabayashi	385/78
2004/0264874	A1 *	12/2004	Grabbe	385/71
2010/0069721	A1 *	3/2010	Webler et al.	600/182

* cited by examiner

Primary Examiner — Daniel Bui

(74) *Attorney, Agent, or Firm* — Manabu Kanesaka

(57) **CLAIM**

The ornamental design for an optical fiber connector, as shown and described.

DESCRIPTION

FIG. 1 is a front view of an optical fiber connector showing our new design;

FIG. 2 is a rear view thereof;

FIG. 3 is a right side view thereof;

FIG. 4 is a left side view thereof;

FIG. 5 is a top plan view thereof;

FIG. 6 is a bottom plan view thereof;

FIG. 7 is a sectional view taken along line 7-7 in FIG. 1;

FIG. 8 is a perspective view thereof; and,

FIG. 9 is a perspective view thereof, in an use condition.

The article pertaining to the design of the subject application constitutes a type of an optical fiber connector 1 which holds an optical fiber cable 2 and connects an end of an optical fiber of the optical fiber cable to an adaptor. The broken line portion of the figure drawings is included to show unclaimed environment only and forms no part of the claimed design.

1 Claim, 9 Drawing Sheets

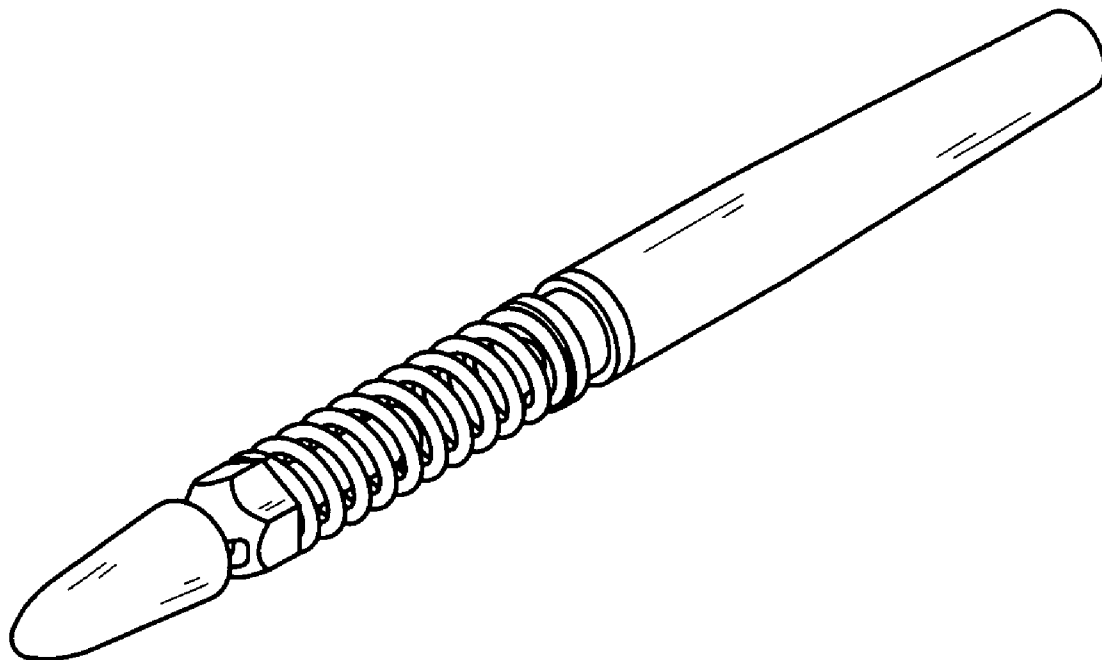


Fig. 1

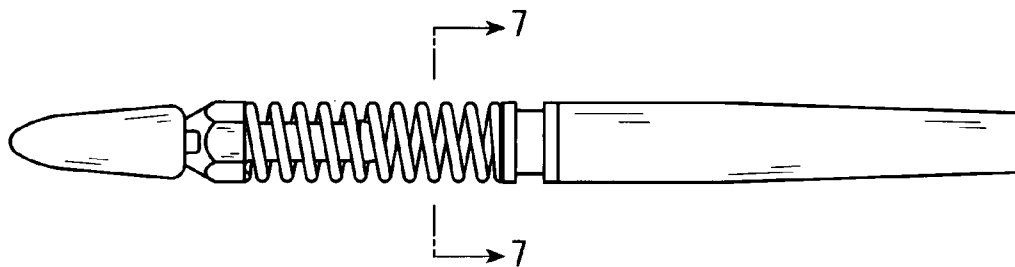


Fig.2



Fig.3



Fig.4



Fig.5



Fig.6



Fig.7



Fig.8

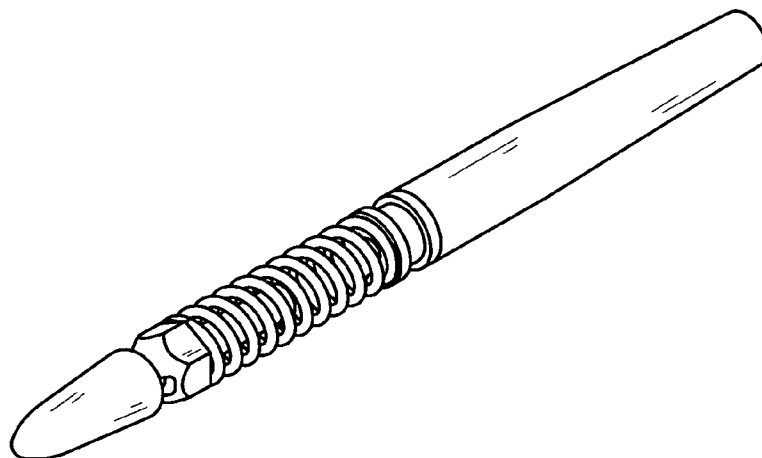


Fig.9

