

US00D392873S

United States Patent [19]

Scherer et al.

[11] Patent Number: **Des. 392,873**

[45] Date of Patent: ****Mar. 31, 1998**

[54] **FACEPLATE**

[75] Inventors: **Craig Scherer, Wilmette; Michael Thuma, Des Plaines, both of Ill.**

[73] Assignee: **Panduit Corp, Tinley Park, Ill.**

[**] Term: **14 Years**

[21] Appl. No.: **58,112**

[22] Filed: **Aug. 8, 1996**

[51] **LOC (6) Cl.** **11-05**

[52] **U.S. Cl.** **D8/353**

[58] **Field of Search** **D8/350, 353; D13/177; 174/66; 220/241; 439/536**

[56] **References Cited**

U.S. PATENT DOCUMENTS

D. 92,326	5/1934	Steele et al. .	
D. 151,907	11/1948	McDonald	D8/353
D. 169,574	5/1953	Bordner	D8/353
D. 238,048	12/1975	Bertoncel .	
D. 264,425	5/1982	Nippel et al. .	
D. 299,422	1/1989	Williamson et al.	D8/353
D. 339,325	9/1993	Spencer et al. .	
D. 348,825	7/1994	Below .	
D. 360,352	7/1995	House et al. .	
D. 375,249	11/1996	Scherer et al.	D8/353

2,212,145	8/1940	Benander	220/241
2,634,016	4/1953	Hagen	220/241
4,756,695	7/1988	Lane et al.	D8/353

Primary Examiner—B. J. Bullock

Attorney, Agent, or Firm—Mark D. Hilliard; Robert A. McCann

[57] **CLAIM**

The ornamental design for a faceplate, as shown and described.

DESCRIPTION

FIG. 1 is a front perspective view of a faceplate showing our new design;

FIG. 2 is a front elevational view thereof;

FIG. 3 is a side elevational view thereof, the opposite side is a mirror image;

FIG. 4 is a top plan view thereof, the bottom is a mirror image;

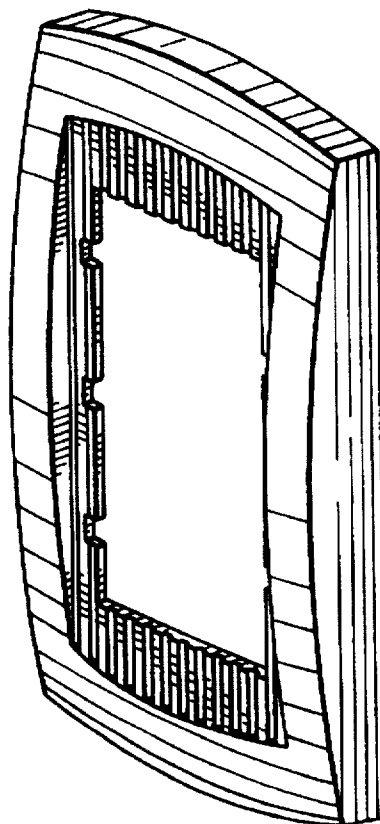
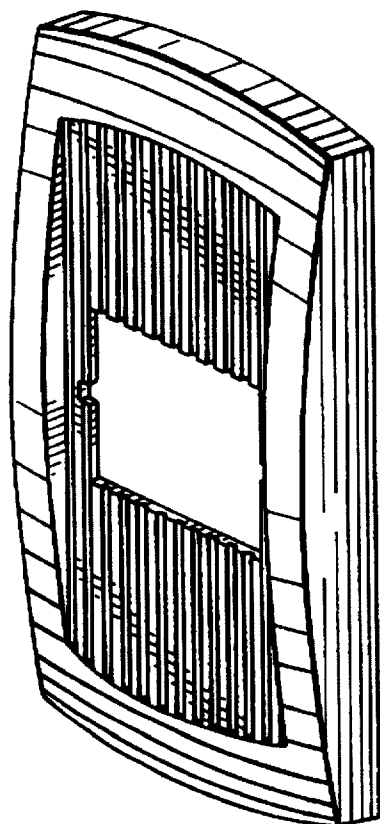
FIG. 5 is a front perspective view of an alternate embodiment of the faceplate shown in FIG. 1;

FIG. 6 is a front elevational view thereof;

FIG. 7 is a side elevational view thereof, the opposite side is a mirror image; and,

FIG. 8 is a top plan view thereof, the bottom is a mirror image.

1 Claim, 2 Drawing Sheets



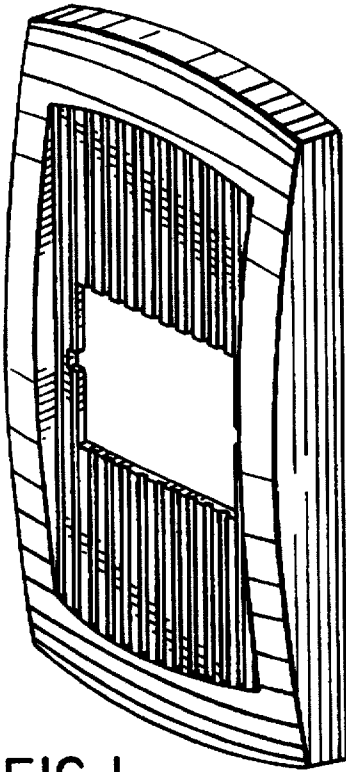


FIG. 1

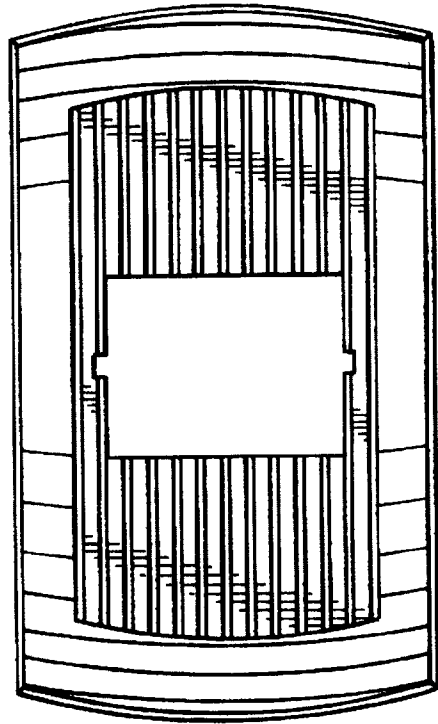


FIG. 2



FIG. 3




FIG. 4

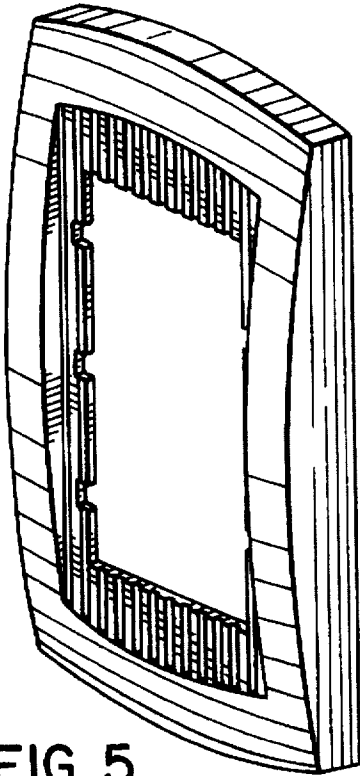


FIG. 5

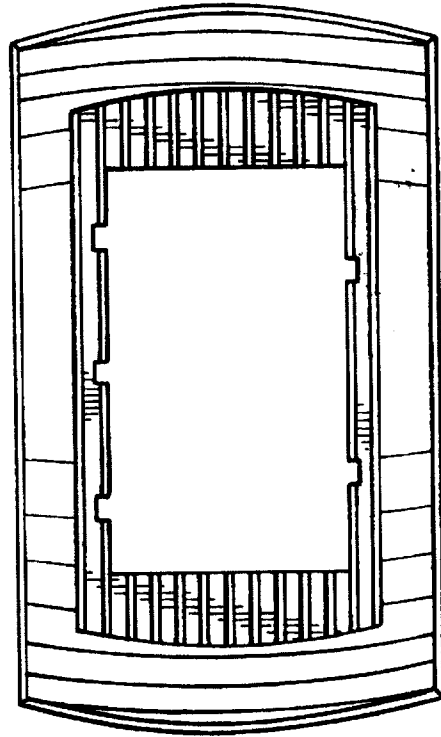


FIG. 6



FIG. 7




FIG. 8