

(12) PATENT
(19) AUSTRALIAN PATENT OFFICE

(11) Application No. AU 199657140 B2
(10) Patent No. 706526

(54) Title
Substituted oximes, hydrazones and olefins as neurokinin antagonists

(51)⁶ International Patent Classification(s)
C07D 211/52 C07D 295/18
A61K 031/445 C07D 401/04
C07D 211/58 C07D 413/12
C07D 211/76 C07D 413/14
C07D 295/12 C07D 417/12

(21) Application No: 199657140 (22) Application Date: 1996 .05 .01

(87) WIPO No: W096/34857

(30) Priority Data

(31) Number	(32) Date	(33) Country
08/432740	1995 .05 .02	US
08/460819	1995 .06 .01	US

(43) Publication Date : 1996 .11 .21

(43) Publication Journal Date : 1997 .01 .16

(44) Accepted Journal Date : 1999 .06 .17

(71) Applicant(s)
Schering Corporation

(72) Inventor(s)
Gregory A. Reichard; Robert G Aslanian; Cheryl L. Alaimo; Michael P. Kirkup ; Andrew Lupo; Pietro Mangiaracina; Kevin D. McCormick ; John J. Piwinski; Bandarpalle Shankar; Neng-Yang Shih ; James M. Spitler; Pauline C. Ting; Ashit Ganguly; Nicholas I Carruthers

(74) Agent/Attorney
GRIFFITH HACK,GPO Box 4164,SYDNEY NSW 2001

(56) Related Art
WO 93/01160
WO 93/23380
WO 94/20500

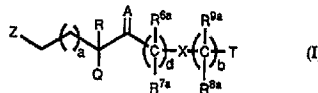
OPI DATE 21/11/96 APPLN. ID 57140/96
AQJP DATE 16/01/97 PCT NUMBER PCT/US96/05659



AU9657140

(51) International Patent Classification 6 : C07D 211/52, 211/58, 211/76, 295/12, 295/18, 401/04, 417/12, 413/14, 413/12, A61K 31/445		A1	(11) International Publication Number: WO 96/34857 (43) International Publication Date: 7 November 1996 (07.11.96)
(21) International Application Number: PCT/US96/05659	(72) Inventors: REICHARD, Gregory, A.; 4 Bahama Road, Morris Plains, NJ 07950 (US). ASLANIAN, Robert, G.; 144 Philip Drive, Rockaway, NJ 07866 (US). ALAIMO, Cheryl, L.; 218 Onizuka Court, Somerset, NJ 08873 (US). KIRKUP, Michael, P.; 32 Sapphire Drive, Lawrence, NJ 08648 (US). LUPO, Andrew; 8 Powell Road, Emerson, NJ 07630 (US). MANGIARACINA, Pietro; 4 Montclair Avenue, Monsey, NY 10952 (US). MCCORMICK, Kevin, D.; 5 Pace Drive, Edison, NJ 08820 (US). PIWINSKI, John, J.; 6 Saddle Ridge Drive, Lebanon, NJ 08833 (US). SHANKAR, Bandarpalle; 1124 Van Arsdale Drive, Branchburg, NJ 08855 (US). SHIH, Neng-Yang; 1 Maple Drive, North Caldwell, NJ 07006 (US). SPITLER, James, M.; 316 Wells Street, Westfield, NJ 07090 (US). TING, Pauline, C.; 74 Delwick Lane, New Providence, NJ 07974 (US). GANGULY, Ashit; 96 Cooper Avenue, Upper Montclair, NJ 07043 (US). CARRUTHERS, Nicholas, I.; 358 West End Avenue, North Plainfield, NJ 07060 (US).		
(22) International Filing Date: 1 May 1996 (01.05.96)	(74) Agents: MAGATTI, Anita, W. et al.; Schering-Plough Corporation, Patent Dept. K-6-1 1990, 2000 Galloping Hill Road, Kenilworth, NJ 07033-0530 (US).		
(30) Priority Data: 08/432,740 2 May 1995 (02.05.95) US 08/460,819 1 June 1995 (01.06.95) US	(81) Designated States: AL, AM, AU, AZ, BB, BG, BR, BY, CA, CN, CZ, EE, GE, HU, IS, JP, KG, KR, KZ, LK, LR, LT, LV, MD, MG, MK, MN, MX, NO, NZ, PL, RO, RU, SG, SI, SK, TJ, TM, TR, TT, UA, UZ, VN, ARIPO patent (KE, LS, MW, SD, SZ, UG), Eurasian patent (AM, AZ, BY, KG, KZ, MD, RU, TJ, TM), European patent (AT, BE, CH, DE, DK, ES, FI, FR, GB, GR, IE, IT, LU, MC, NL, PT, SE), OAPI patent (BF, BJ, CF, CG, CI, CM, GA, GN, ML, MR, NE, SN, TD, TG).		
(71) Applicant: SCHERING CORPORATION [US/US]; 2000 Galloping Hill Road, Kenilworth, NJ 07033 (US).	Published With international search report.		

(54) Title: SUBSTITUTED OXIMES, HYDRAZONES AND OLEFINS AS NEUROKININ ANTAGONISTS



(a)



(b)

(57) Abstract

Compound represented by structural formula (I) or a pharmaceutically acceptable salt thereof, wherein: a is 0, 1, 2 or 3; b, d and e are independently 0, 1 or 2; R is H, C₁₋₆ alkyl, -OH or C₂₋₆ hydroxyalkyl; A is an optionally substituted oxime, hydrazone or olefin; X is a bond, -C(O)-, -O-, -NR⁶-, -S(O)_e-, -N(R⁶)C(O)-, -C(O)N(R⁶)-, -OC(O)NR⁶-, -OC(=S)NR⁶-, -N(R⁶)C(=S)O-, -C(=NOR¹)-, -S(O)₂N(R⁶)-, -N(R⁶)S(O)₂-, -N(R⁶)C(O)O- or -OC(O)-; T is H, phthalimidyl, aryl, heterocycloalkyl, heteroaryl, cycloalkyl or bridged cycloalkyl; Q is -SR⁶-, -N(R⁶)(R⁷)-, -OR⁶-, phenyl, naphthyl or heteroaryl; R^{6a}, R^{7a}, R^{8a}, R^{9a}, R⁶ and R⁷ are H, C₁₋₆ alkyl, C₂₋₆ hydroxyalkyl, C₁₋₆ alkoxy-C₁₋₆ alkyl, phenyl or benzyl; or R⁶ and R⁷, together with the nitrogen to which they are attached, form a ring; R^{9a} is R⁶ or -OR⁶; Z is morpholinyl, optionally N-substituted piperazinyl, optionally substituted (a), or substituted (b); g is 0-3 and h is 1-4, provided the sum of h and g is 1-7; wherein aryl, heterocycloalkyl, heteroaryl, cycloalkyl and bridged cycloalkyl groups are optionally substituted; methods of treating asthma, cough, bronchospasm, inflammatory diseases, and gastrointestinal disorders with said compounds, and pharmaceutical compositions comprising said compounds are disclosed.

5

10

**SUBSTITUTED OXIMES, HYDRAZONES AND OLEFINS AS
NEUROKININ ANTAGONISTS**

15

BACKGROUND OF THE INVENTION

20 The present invention relates to a genus of substituted oximes, hydrazones and olefins useful as antagonists of tachykinin receptors, in particular as antagonists of the neuropeptides neurokinin-1 receptor (NK₁) and/or neurokinin-2 receptor (NK₂) and/or neurokinin-3 receptor (NK₃).

25 Neurokinin receptors are found in the nervous system and the circulatory system and peripheral tissues of mammals, and therefore are involved in a variety of biological processes. Neurokinin receptor antagonists are consequently expected to be useful in the treatment or prevention of various mammalian disease states, for example asthma, cough, bronchospasm, inflammatory diseases such as arthritis, central
30 nervous system conditions such as migraine and epilepsy, nociception, and various gastrointestinal disorders such as Crohn's disease.

In particular, NK₁ receptors have been reported to be involved in microvascular leakage and mucus secretion, and NK₂ receptors have been associated with smooth muscle contraction, making
35 NK₁ and NK₂ receptor antagonists especially useful in the treatment and prevention of asthma.

Some NK₁ and NK₂ receptor antagonists have previously been disclosed: arylalkylamines were disclosed in U.S. Patent 5,350,852,

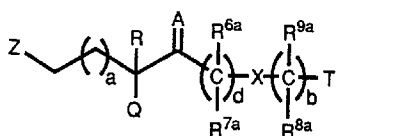
- 2 -

issued September 27, 1994, and spiro-substituted azacycles were disclosed in WO 94/29309, published December 22, 1994.

SUMMARY OF THE INVENTION

Compounds of the present invention are represented by the

5 formula I



or a pharmaceutically acceptable salt thereof, wherein:

- a is 0, 1, 2 or 3;
- b and d are independently 0, 1 or 2;
- 10 R is H, C₁₋₆ alkyl, -OR⁶ or C₂₋₆ hydroxyalkyl;
- A is =N-OR¹, =N-N(R²)(R³), =C(R¹¹)(R¹²) or =NR²⁵;
- X is a bond, -C(O)-, -O-, -NR⁶-, -S(O)_e-, -N(R⁶)C(O)-, -C(O)N(R⁶)-, -OC(O)NR⁶-, -OC(=S)NR⁶-, -N(R⁶)C(=S)O-, -C(=NOR¹)-, -S(O)₂N(R⁶)-, -N(R⁶)S(O)₂-, -N(R⁶)C(O)O- or -OC(O)-, provided that when d is 0, X is a
- 15 bond, -C(O)-, -NR⁶-, -C(O)N(R⁶)-, -N(R⁶)C(O)-, -OC(O)NR⁶-, -C(=NOR¹)-, -N(R⁶)C(=S)O-, -OC(=S)NR⁶-, -N(R⁶)S(O)₂- or -N(R⁶)C(O)O-; provided that when A is =C(R¹¹)(R¹²) and d is 0, X is not -NR⁶- or -N(R⁶)C(O)-; and provided that when A is =NR²⁵, d is 0 and X is -NR⁶- or -N(R⁶)C(O)-;
- T is H, R⁴-aryl, R⁴-heterocycloalkyl, R⁴-heteroaryl, phthalimidyl,
- 20 R⁴-cycloalkyl or R¹⁰-bridged cycloalkyl;
- Q is R⁵-phenyl, R⁵-naphthyl, -SR⁶, -N(R⁶)(R⁷), -OR⁶ or R⁵-heteroaryl, provided that when Q is -SR⁶, -N(R⁶)(R⁷) or -OR⁶, R is not -OR⁶;
- R¹ is H, C₁₋₆ alkyl, -(C(R⁶)(R⁷))_n-G, -G², -(C(R⁶)(R⁷))_p-M-(C(R¹³)(R¹⁴))_n-(C(R⁸)(R⁹))_u-G, -C(O)N(R⁶)-(C(R¹³)(R¹⁴))_n-(C(R⁸)(R⁹))_u-G or -(C(R⁶)(R⁷))_p-M-(R⁴-heteroaryl);
- 25 R² and R³ are independently selected from the group consisting of H, C₁₋₆ alkyl, -CN, -(C(R⁶)(R⁷))_n-G, -G², -C(O)-(C(R⁸)(R⁹))_n-G and -S(O)_eR¹³; or R² and R³, together with the nitrogen to which they are attached, form a ring of 5 to 6 members, wherein 0, 1 or 2 ring members
- 30 are selected from the group consisting of -O-, -S- and -N(R¹⁹)-;
- R⁴ and R⁵ are independently 1-3 substituents independently selected from the group consisting of H, halogeno, -OR⁶, -OC(O)R⁶, -OC(O)N(R⁶)(R⁷), -N(R⁶)(R⁷), C₁₋₆ alkyl, -CF₃, -C₂F₅, -COR⁶, -CO₂R⁶, -CON(R⁶)(R⁷), -S(O)_eR¹³, -CN, -OCF₃, -NR⁶CO₂R¹⁶, -NR⁶COR⁷,
- 35 -NR⁸CON(R⁶)(R⁷), R¹⁵-phenyl, R¹⁵-benzyl, NO₂, -N(R⁶)S(O)₂R¹³ or

-S(O)₂N(R⁶)(R⁷); or adjacent R⁴ substituents or adjacent R⁵ substituents can form a -O-CH₂-O- group; and R⁴ can also be R¹⁵-heteroaryl;

R⁶, R⁷, R⁸, R^{6a}, R^{7a}, R^{8a}, R¹³ and R¹⁴ are independently selected from the group consisting of H, C₁₋₆ alkyl, C₂₋₆ hydroxyalkyl, C₁₋₆ alkoxy-C₁₋₆ alkyl, R¹⁵-phenyl, and R¹⁵-benzyl; or R⁶ and R⁷, together with the nitrogen to which they are attached, form a ring of 5 to 6 members, wherein 0, 1 or 2 ring members are selected from the group consisting of -O-, -S- and -N(R¹⁹)-;

R⁹ and R^{9a} are independently selected from the group consisting of R⁶ and -OR⁶

R¹⁰ and R^{10a} are independently selected from the group consisting of H and C₁₋₆ alkyl;

R¹¹ and R¹² are independently selected from the group consisting of H, C₁₋₆ alkyl, -CO₂R⁶, -OR⁶, -C(O)N(R⁶)(R⁷), C₁₋₆ hydroxyalkyl, -(CH₂)_rOC(O)R⁶, -(CH₂)_rOC(O)CH=CH₂, -(CH₂)_rO(CH₂)_s-CO₂R⁶, -(CH₂)_rO-(CH₂)_s-C(O)N(R⁶)(R⁷) and -(CH₂)_rN(R⁶)(R⁷);

R¹⁵ is 1 to 3 substituents independently selected from the group consisting of H, C₁₋₆ alkyl, C₁₋₆ alkoxy, C₁₋₆ alkythio, halogeno, -CF₃, -C₂F₅, -COR¹⁰, -CO₂R¹⁰, -C(O)N(R¹⁰)₂, -S(O)_eR^{10a}, -CN, -N(R¹⁰)COR¹⁰, -N(R¹⁰)CON(R¹⁰)₂ and -NO₂;

R¹⁶ is C₁₋₆ alkyl, R¹⁵-phenyl or R¹⁵-benzyl;

R¹⁹ is H, C₁₋₆ alkyl, -C(O)N(R¹⁰)₂, -CO₂R¹⁰, -(C(R⁸)(R⁹))_r-CO₂R¹⁰ or -(C(R⁸)(R⁹))_u-C(O)N(R¹⁰)₂;

f, n, p, r and s are independently 1-6;

u is 0-6;

G is selected from the group consisting of H, R⁴-aryl, R⁴-hetero-cycloalkyl, R⁴-heteroaryl, R⁴-cycloalkyl, -OR⁶, -N(R⁶)(R⁷), -COR⁶, -CO₂R⁶, -CON(R⁷)(R⁹), -S(O)_eR¹³, -NR⁶CO₂R¹⁶, -NR⁶COR⁷, -NR⁸CON(R⁶)(R⁷), -N(R⁶)S(O)₂R¹³, -S(O)₂N(R⁶)(R⁷), -OC(O)R⁶, -OC(O)N(R⁶)(R⁷), -C(=NOR⁸)N(R⁶)(R⁷), -C(=NR²⁵)N(R⁶)(R⁷), -N(R⁸)C(=NR²⁵)N(R⁶)(R⁷), -CN, -C(O)N(R⁶)OR⁷, and -C(O)N(R⁹)-(R⁴-heteroaryl), provided that when n is 1 and u is 0, or when R⁹ is -OR⁶, G is not -OH or -N(R⁶)(R⁷);

M is selected from the group consisting of a double bond, -O-, -N(R⁶)-, -C(O)-, -C(R⁶)(OR⁷)-, -C(R⁸)(N(R⁶)(R⁷))-, -C(=NOR⁶)N(R⁷)-, -C(N(R⁶)(R⁷))=NO-, -C(=NR²⁵)N(R⁶)-, -C(O)N(R⁹)-, -N(R⁹)C(O)-, -C(=S)N(R⁹)-, -N(R⁹)C(=S)- and -N(R⁶)C(O)N(R⁷)-, provided that when n is 1, G is not OH or -NH(R⁶); and when p is 2-6, M can also be -N(R⁶)C(=NR²⁵)N(R⁷)- or -OC(O)N(R⁶)-;

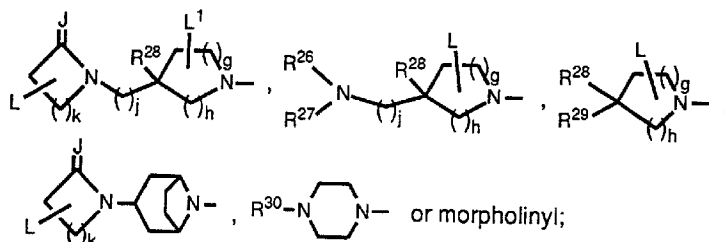
- 4 -

G² is R⁴-aryl, R⁴-heterocycloalkyl, R⁴-heteroaryl, R⁴-cycloalkyl, -COR⁶, -CO₂R¹⁶, -S(O)₂N(R⁶)(R⁷) or -CON(R⁶)(R⁷);

e is 0, 1 or 2, provided that when e is 1 or 2, R¹³ and R^{10a} are not H;

R²⁵ is H, C₁-C₆ alkyl, -CN, R¹⁵-phenyl or R¹⁵-benzyl;

5 Z is



g and j are independently 0-3;

h and k are independently 1-4, provided the sum of h and g is 1-7;

J is two hydrogen atoms, =O, =S, =NR⁹ or =NOR¹;

10 L and L¹ are independently selected from the group consisting of H, C₁-C₆ alkyl, C₁-C₆ alkenyl, -CH₂-cycloalkyl, R¹⁵-benzyl, R¹⁵-heteroaryl, -C(O)R⁶, -(CH₂)_m-OR⁶, -(CH₂)_m-N(R⁶)(R⁷), -(CH₂)_m-C(O)-OR⁶ and -(CH₂)_m-C(O)N(R⁶)(R⁷);

m is 0 to 4, provided that when j is 0, m is 1-4;

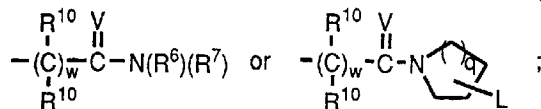
15 R²⁶ and R²⁷ are independently selected from the group consisting of H, C₁-C₆ alkyl, R⁴-aryl and R⁴-heteroaryl; or R²⁶ is H, C₁-C₆ alkyl, R⁴-aryl or R⁴-heteroaryl, and R²⁷ is -C(O)R⁶, -C(O)-N(R⁶)(R⁷), -C(O)(R⁴-aryl), -C(O)(R⁴-heteroaryl), -SO₂R¹³ or -SO₂-(R⁴-aryl);

R²⁸ is H, -(C(R⁶)(R¹⁹))_t-G, -(C(R⁶)(R⁷))_v-G² or -NO₂;

20 t and v are 0, 1, 2 or 3, provided that when j is 0, t is 1, 2 or 3;

R²⁹ is H, C₁-C₆ alkyl, -C(R¹⁰)₂S(O)_eR⁶, R⁴-phenyl or R⁴-heteroaryl;

R³⁰ is H, C₁-C₆ alkyl, R⁴-cycloalkyl, -(C(R¹⁰)₂)_w-(R⁴-phenyl), -(C(R¹⁰)₂)_w-(R⁴-heteroaryl), -C(O)R⁶, -C(O)OR⁶, -C(O)N(R⁶)(R⁷),



25 w is 0, 1, 2, or 3;

V is =O, =S or =NR⁶; and

q is 0-4.

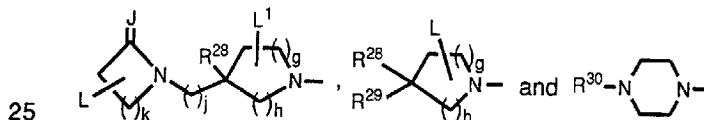
Preferred are compounds of formula I wherein X is -O-, -C(O)-, a bond, -NR⁶-, -S(O)_e-, -N(R⁶)C(O)-, -OC(O)NR⁶ or -C(=NOR¹)-

- More preferred are compounds of formula I wherein X is -O-, -NR⁶-, -N(R⁶)C(O)- or -OC(O)NR⁶. Additional preferred definitions are: b is 1 or 2 when X is -O- or -N(R⁶)-; b is 0 when X is -N(R⁶)C(O)-; and d is 1 or 2. T is preferably R⁴-aryl, R⁴-heteroaryl, R⁴-cycloalkyl or R¹⁰-bridged cycloalkyl, with R⁴-aryl, especially R⁴-phenyl, being more preferred. Also preferred are compounds wherein R^{6a}, R^{7a}, R^{8a} and R^{9a} are independently hydrogen, hydroxyalkyl or alkoxyalkyl, with hydrogen being more preferred. Especially preferred are compounds wherein R^{8a} and R^{9a} are each hydrogen, d and b are each 1, X is -O-, -NR⁶-, -N(R⁶)C(O)- or -OC(O)NR⁶, T is R⁴-aryl and R⁴ is two substituents selected from C₁-C₆ alkyl, halogeno, -CF₃ and C₁-C₆ alkoxy. Preferred definitions for T being R⁴-heteroaryl include R⁴-quinolinyl and oxadiazolyl.

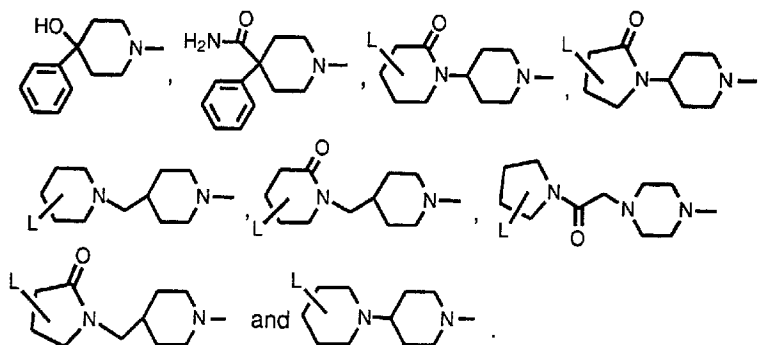
- Also preferred are compounds of formula I wherein R is hydrogen. Q is preferably R⁵-phenyl, R⁵-naphthyl or R⁵-heteroaryl; an especially preferred definition for Q is R⁵-phenyl, wherein R⁵ is preferably two halogeno substituents.

- Preferred are compounds of formula I wherein A is =N-OR¹ or =N-N(R²)(R³). More preferred are compounds wherein A is =N-OR¹. R¹ is preferably H, alkyl, -(CH₂)_n-G, -(CH₂)_p-M-(CH₂)_n-G or -C(O)N(R⁶)(R⁷), wherein M is -O- or -C(O)N(R⁹)- and G is -CO₂R⁶, -OR⁶, -C(O)N(R⁶)(R⁹), -C(=NOR⁸)N(R⁶)(R⁷), -C(O)N(R⁹)(R⁴-heteroaryl) or R⁴-heteroaryl. R² and R³ are independently preferably H, C₁-C₆ alkyl, -(C(R⁶)(R⁷))_n-G or G².

Preferred definitions of Z are



with the following groups being more preferred:



This invention also relates to the use of a compound of formula I in the treatment of asthma, cough, bronchospasm, inflammatory diseases such as arthritis, central nervous system conditions such as migraine and epilepsy, nociception, and various gastrointestinal disorders such as Crohn's disease.

In another aspect, the invention relates to a pharmaceutical composition comprising a compound of formula I in a pharmaceutically acceptable carrier. The invention also relates to the use of said pharmaceutical composition in the treatment of asthma, cough, bronchospasm, inflammatory diseases such as arthritis, migraine, nociception, and various gastrointestinal disorders such as Crohn's disease.

DETAILED DESCRIPTION

As used herein, the term "alkyl" means straight or branched alkyl chains. "Lower alkyl" refers to alkyl chains of 1-6 carbon atoms and, similarly, lower alkoxy refers to alkoxy chains of 1-6 carbon atoms.

"Cycloalkyl" means cyclic alkyl groups having 3 to 6 carbon atoms. "Bridged cycloalkyl" refers to C₇-C₁₀ saturated rings comprised of a cycloalkyl ring or a fused bicycloalkyl ring and an alkylene chain joined at each end to non-adjacent carbon atoms of the ring or rings. Examples of such bridged bicycloalkyl rings are adamantyl, myrtanyl, noradamantyl, norbornyl, bicyclo[2.2.1]heptyl, 6,6-dimethylbicyclo[3.1.1]heptyl, bicyclo[3.2.1]octyl, and bicyclo[2.2.2]octyl.

"Aryl" means phenyl, naphthyl, indenyl, tetrahydronaphthyl, indanyl, anthracenyl or fluorenyl.

"Halogeno" refers to fluoro, chloro, bromo or iodo atoms.

"Heterocycloalkyl" refers to 4- to 6-membered saturated rings comprising 1 to 3 heteroatoms independently selected from the group consisting of -O-, -S- and -N(R¹⁹)-, with the remaining ring members being carbon. Examples of heterocycloalkyl rings are tetrahydrofuranlyl, pyrrolidinyl, piperidinyl, morpholinyl, thiomorpholinyl and piperazinyl. R⁴-heterocycloalkyl refers to such groups wherein substitutable ring carbon atoms have an R⁴ substituent.

"Heteroaryl" refers to 5- to 10-membered single or benzofused aromatic rings comprising 1 to 4 heteroatoms independently selected from the group consisting of -O-, -S- and -N=, provided that the rings do not include adjacent oxygen and/or sulfur atoms. Examples of single-ring heteroaryl groups are pyridyl, isoxazolyl, oxadiazolyl, furanyl,

pyrrolyl, thienyl, imidazolyl, pyrazolyl, tetrazolyl, thiazolyl, thiadiazolyl, pyrazinyl, pyrimidinyl, pyridazinyl and triazolyl. Examples of benzofused heteroaryl groups are indolyl, quinolinyl, thianaphthenyl and benzofurazanyl. N-oxides of nitrogen-containing heteroaryl groups are also included. All positional isomers are contemplated, e.g., 1-pyridyl, 2-pyridyl, 3-pyridyl and 4-pyridyl. R⁴-heteroaryl refers to such groups wherein substitutable ring carbon atoms have an R⁴ substituent.

Where R² and R³ or R⁶ and R⁷ substituents on a nitrogen atom form a ring and additional heteroatoms are present, the rings do not include adjacent oxygen and/or sulfur atoms or three adjacent heteroatoms. Typical rings so formed are morpholinyl, piperazinyl and piperidinyl.

In the structures in the definition of Z, the substituents L and L¹ may be present on any substitutable carbon atom, including in the second structure the carbon to which the -N(R²⁶)(R²⁷) group is attached.

In the above definitions, wherein variables R⁶, R⁷, R⁸, R⁹, R¹⁰, R¹³, R¹⁴, R¹⁵, R³⁰ and R³¹, for example, are said to be independently selected from a group of substituents, we mean that R⁶, R⁷, R⁸, R⁹, R¹⁰, R¹³, R¹⁴, R¹⁵, R³⁰ and R³¹ are independently selected, but also that where an R⁶, R⁷, R⁸, R⁹, R¹⁰, R¹³, R¹⁴, R¹⁵, R³⁰ or R³¹ variable occurs more than once in a molecule, those occurrences are independently selected (e.g., if B is =NR⁶- wherein R⁶ is hydrogen, X can be -N(R⁶)- wherein R⁶ is ethyl). Similarly, R⁴ and R⁵ can be independently selected from a group of substituents, and where more than one R⁴ and R⁵ are present, the substituents are independently selected; those skilled in the art will recognize that the size and nature of the substituent(s) will affect the number of substituents which can be present.

Compounds of formula I can have at least one asymmetrical carbon atom and all isomers, including diastereomers, enantiomers and rotational isomers, as well as E and Z isomers of the oxime, hydrazone and olefin groups, are contemplated as being part of this invention. The invention includes d and l isomers in both pure form and in admixture, including racemic mixtures. Isomers can be prepared using conventional techniques, either by reacting optically pure or optically enriched starting materials or by separating isomers of a compound of formula I.

Those skilled in the art will appreciate that for some compounds of formula I, one isomer will show greater pharmacological activity than other isomers.

Compounds of the invention have at least one amino group which can form pharmaceutically acceptable salts with organic and inorganic acids. Examples of suitable acids for salt formation are hydrochloric, sulfuric, phosphoric, acetic, citric, oxalic, malonic, salicylic, malic, fumaric, succinic, ascorbic, maleic, methanesulfonic and other mineral and carboxylic acids well known to those in the art. The salt is prepared by contacting the free base form with a sufficient amount of the desired acid to produce a salt. The free base form may be regenerated by treating the salt with a suitable dilute aqueous base solution such as dilute aqueous sodium bicarbonate. The free base form differs from its respective salt form somewhat in certain physical properties, such as solubility in polar solvents, but the salt is otherwise equivalent to its respective free base forms for purposes of the invention.

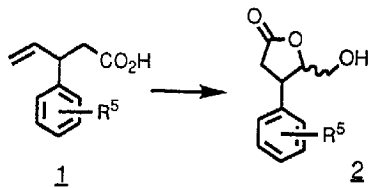
Certain compounds of the invention are acidic (e.g., those compounds which possess a carboxyl group). These compounds form pharmaceutically acceptable salts with inorganic and organic bases. Examples of such salts are the sodium, potassium, calcium, aluminum, gold and silver salts. Also included are salts formed with pharmaceutically acceptable amines such as ammonia, alkyl amines, hydroxyalkylamines, N-methylglucamine and the like.

Compounds of formula I can be prepared using methods well known to those skilled in the art. Following are typical procedures for preparing various compounds; the skilled artisan will recognize that other procedures may be applicable, and that the procedures may be suitably modified to prepare other compounds within the scope of formula I.

Procedure A:

Compounds of formula I wherein R is H, a and d are each 1, X is -O-, Q is R⁵-phenyl, T is R⁴-phenyl, A is =NOR¹ and the remaining variables are as defined above (see formula 8, below), can be prepared as shown in the following reaction scheme:

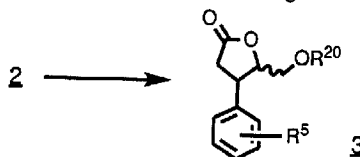
Step 1:



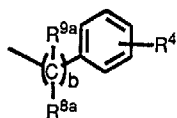
In step 1, the 3-(substituted phenyl)-2-propenoic acid of formula 1, wherein R⁵ is as defined above, is reacted with an oxidizing agent such as dimethyl dioxirane or m-chloroperoxybenzoic acid (m-CPBA) in an inert

organic solvent such as CH_2Cl_2 or toluene. An acidic catalyst such as Amberlyst 15 or formic acid is added to give the desired lactone 2. Preferable reaction temperatures range from 0 to 60°C .

Step 2:

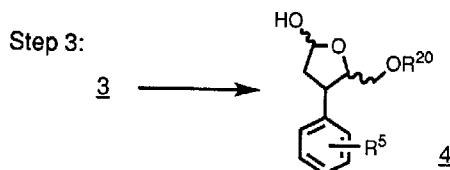


- 5 In step 2, lactone 2 is reacted with a suitable hydroxy-protecting group, for example an electrophile such as a compound of formula $\text{R}^{20}\text{-R}^{17}$ wherein R^{17} is a leaving group such as Cl or Br and R^{20} is of the formula



- , wherein R^4 , R^{8a} , R^{9a} and b are as defined above, or wherein R^{20} is trialkylsilyl. The reaction is carried out in the presence of a silver salt such as Ag_2O in an organic solvent such as dimethylformamide (DMF) or tetrahydrofuran (THF), most preferably DMF, at a temperature of 0 to about 50°C .

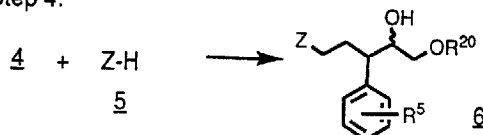
10



- In step 3, compound 3 is dissolved in an inert organic solvent such as CH_2Cl_2 , THF or toluene, preferably CH_2Cl_2 , and reduced with a reagent such as DiBAL-H at temperatures from about -78°C to room temperature.

15

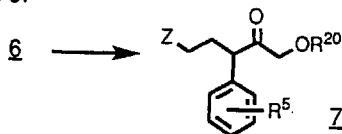
Step 4:



- In step 4, compound 4 is reacted with an amine of formula 5, wherein Z is as defined above, in an alcohol such as CH_3OH , $\text{CH}_3\text{CH}_2\text{OH}$ or more preferably $\text{CF}_3\text{CH}_2\text{OH}$, in the presence of a dehydrating agent such as molecular sieves and a reducing agent such as NaCNBH_3 or under hydrogenating conditions ($\text{H}_2/\text{Pd/C}$), at a temperature range of 0 to 60°C .

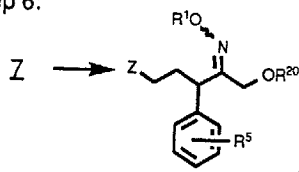
20

Step 5:



In Step 5, a compound of formula 6 is oxidized to the corresponding ketone of formula Z using an oxidizing agent such as pyridinium chlorochromate (PCC) or Jones reagent, preferably Jones reagent, in a suitable organic solvent such as CH_2Cl_2 or toluene (for PCC) or acetone (for Jones reagent) at a temperature from about 0 to 50°C . Other suitable oxidizing agents include pyridinium dichromate (PDC), tetrapropylammonium perruthenate(VII)/4-methylmorpholine N-oxide (TPAP/NMO), and $(\text{COCl})_2/\text{DMSO}$.

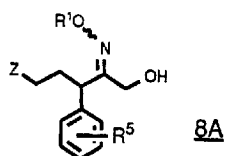
Step 6:



In Step 6, the ketone of formula Z is converted to the corresponding oxime of formula 8 by treatment with a hydroxylamine derivative of the formula H_2NOR^1 or a salt thereof, e.g., the HCl salt, wherein R^1 is as defined above, in a suitable organic solvent such as pyridine at a temperature of from about 25 to 100°C . Alternatively, a low molecular weight alcohol (e.g., CH_3OH or $\text{CH}_3\text{CH}_2\text{OH}$) can be used as the solvent, in which case a base such as sodium acetate must be added. Alternatively, compounds of formula 8 wherein R^1 is not H can be prepared from compounds of formula 8 wherein R^1 is H by deprotonation with a suitable base, preferably NaH or Cs_2CO_3 , and subsequent treatment with a suitable electrophile such as an alkyl halide, acid chloride or isocyanate.

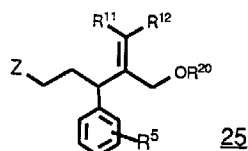
When R^{20} in oxime 8 is a trialkyl silyl hydroxy-protecting group such as $(\text{CH}_3)_3\text{Si}$ -, $(t\text{-Bu})\text{Si}(\text{CH}_3)_2$ -, $(\text{Et})\text{Si}(i\text{-Pr})_2$ - or $(i\text{-Pr})_3\text{Si}$ - (wherein Et is ethyl, $i\text{-Pr}$ is isopropyl and $t\text{-Bu}$ is tertiary butyl), preferably $(t\text{-Bu})\text{Si}(\text{CH}_3)_2$ -, the oxime can be converted to the corresponding hydroxymethyl oxime of formula 8A, for example by treatment with fluoride ion, preferably TBAF:

- 11 -



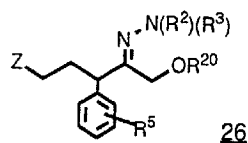
- Oxime **8A** can be alkylated, acylated or the hydroxyl group can be activated displaced by sulfur or nitrogen nucleophiles. Alkylations are effected using a base, such as NaH, K₂CO₃ or Cs₂CO₃, in a solvent such as DMF, THF or CH₂Cl₂, with an alkylating agent such as an alkyl or benzyl halide or sulfonate. Acylations are effected using an appropriate carboxylic acid in the presence of a dehydrating agent, for example DEC in the presence of HOBT. Nitrogen and sulfur-containing groups can be introduced using Mitsunobu reaction conditions, for example DEAD and PPh₃ in a solvent such as THF with a thiol or amide nucleophile.

Corresponding compounds of formula I wherein A is a =C(R¹¹)(R¹²) group are prepared by converting a compound of formula **Z** to the corresponding alkene of formula **25**



- by treating the ketone of formula **Z** with the Wittig reagent formed from Ph₃PCHR¹¹R¹²R^{17*} (R^{17*} = Cl, Br, I) and a suitable base such as NaH, LDA, or R¹⁸N(TMS)₂ (R¹⁸ = Li, Na, or K) preferably NaN(TMS)₂, in a suitable organic solvent such as THF or ether, preferably THF, at a temperature from -15 to 65°C. Other suitable reagents for this transformation include the phosphonates (EtO)₂P(O)CHR¹¹R¹².

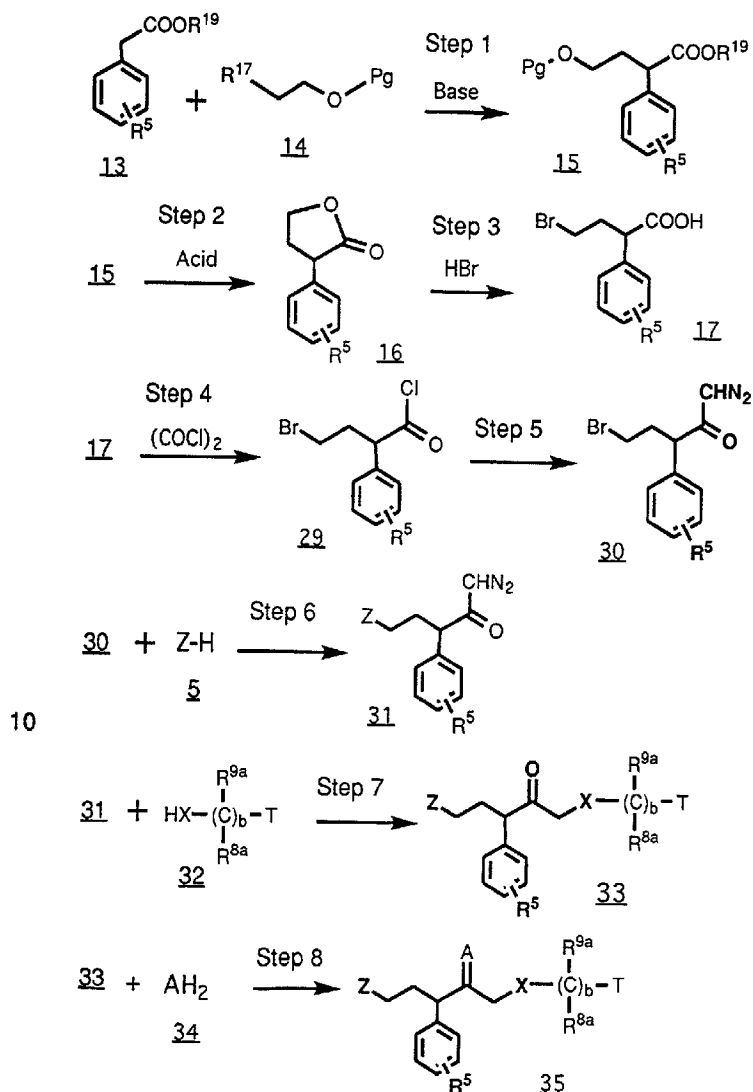
Corresponding compounds of formula I wherein A is a =N-N(R²)(R³) group are prepared by converting a compound of formula **Z** to the corresponding hydrazone of formula **26**



- by treating the ketone of formula **Z** with a substituted hydrazine of formula H₂NNR²R³ in a suitable organic solvent such as CH₃OH or CH₃CH₂OH, preferably CH₃CH₂OH, in the presence of an acidic catalyst such as acetic acid at a temperature in the range of 0 to 80°C.

Procedure B:

Compounds of formula I wherein R is H, a and d are each 1, X is -O- or -S-, Q is R⁵-phenyl, T is H, R⁴-aryl, R⁴-cycloalkyl, R⁴-alkyl, R⁴-bicyclo or tricycloalkyl, and the remaining variables are as defined above (see compound 35, below), can be prepared according to the following reaction scheme:



In step 1, the ester (preferably methyl) of the substituted aryl acetic acid of formula 13, wherein R¹⁹ is a lower alkyl group, preferably methyl,

is reacted with a compound of formula 14, wherein R¹⁷ is as defined above and Pg is a suitable protecting group such as tetrahydropyranyl, and a base to prepare a compound of formula 15. The base can be chosen from any strong base including LDA or lithium

- 5 bis(trimethylsilyl)amide. The reaction is carried out in an inert organic solvent such as THF at temperatures of -15 to about 65°C.

In step 2, a compound of formula 15 is reacted with an acid in a solvent such as CH₃OH, at temperatures ranging from -10 to 65°C. The acid need not to be used in stoichiometric amount. Alternatively, a
10 compound of formula 16 can be prepared directly from step 1 without isolating the compound of formula 15: the reaction mixture obtained after the work up of the reaction described in step 1 can be dissolved in the solvent and reacted with the acid.

In step 3, a compound of formula 16 is reacted with an acid such
15 hydrobromic acid (HBr) dissolved in a suitable solvent such as acetic acid. The reaction is performed at temperatures ranging from 5 to 45°C.

In step 4, the carboxylic acid of formula 17 is reacted with a halogenating agent such as SOCl₂ or (COCl)₂ in an appropriate solvent such CH₂Cl₂ to form the acid halide of formula 29.

20 In step 5, the compound of formula 29 is reacted with an alkylating agent such as diazomethane to obtain the compound of formula 30. This reaction may be performed at temperatures lower than ambient using an appropriate solvent such as Et₂O.

In step 6, a compound of formula 30 is reacted with a compound of
25 formula 5 (defined above) to obtain a compound of formula 31. The reaction is carried out in a suitable solvent, e.g. EtOAc, at temperatures below 85°C. Bases such as Et₃N may be beneficial to the reaction.

In step 7, a compound of formula 31 is reacted with a compound of
30 formula 32, wherein X is -O- or -S-, T is H, R⁴-aryl, R⁴-cycloalkyl, R⁴-alkyl, R⁴-bicyclo or tricycloalkyl, and R^{8a}, R^{9a}, b and R⁴ is as defined above in an appropriate solvent, e.g. CH₂Cl₂, with a Lewis acid, e.g. BF₃, at temperatures lower than 50°C.

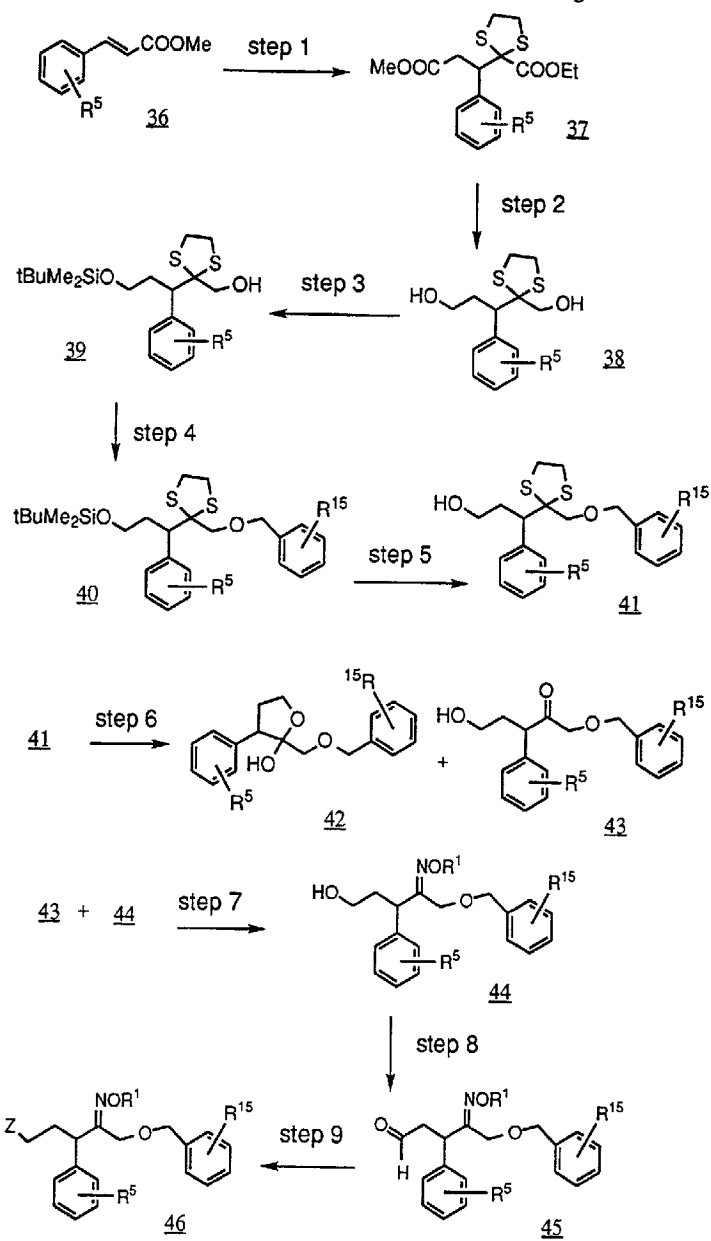
In step 8 a compound of formula 33 is reacted with a compound of
35 formula 34, wherein A is as defined above, in a solvent such as pyridine, to obtain the desired product of formula 35.

Procedure C:

Compounds of formula I wherein R is H, a and d are each 1, A is =NOR¹, X is -O-, Q is R⁵-phenyl, T is R¹⁵-phenyl (R¹⁵ is a subset of

- 14 -

R⁴), and the remaining variables are as defined above (see compound 46, below), can be prepared according to the following reaction scheme:



5

Steps 1 to 4 are preferably carried out in an inert solvent such as an ether (e.g. Et₂O, THF, or dioxane) under an inert atmosphere (N₂ or Ar).

- 15 -

In step 1, the anion (Li, Na or K) of ethyl 1,3-dithiolane-2-carboxylate is added to the cinnamate 36 at any suitable temperature, preferably -78°C to -55°C.

5 Step 2, deprotection of the carboxy group in 37 is carried out with any suitable reducing agent (e.g. LiAlH₄ or diisobutylaluminum hydride) at any suitable temperature, preferably between 0°C and 25°C.

10 In step 3, the hydroxy group of 38 is reacted with t-butyltrimethylsilyl chloride and a suitable base (e.g. pyridine, Et₃N, dimethylaminopyridine, or diisopropylethylamine) at any suitable temperature, preferably between 0°C and 25°C.

Step 4 is preferably carried out by first adding a suitable base (e.g. KH or [(CH₃)₃Si]₂NK) to the solvent containing 39 and subsequently adding the alkylating agent (e.g. a benzyl chloride or bromide) to obtain 40. Any suitable temperature can be used, preferably between -78°C and 15 0°C for the deprotonation and between 25°C and 80°C for the alkylation.

20 In step 5, removal of the silyl protecting group on 40 is preferably carried out with a fluoride source such as HF in CH₃CN or tetrabutylammonium fluoride in an inert solvent such as an ether as described above. This step can also be carried out with acid (e.g. HOAc, CF₃CO₂H, tosic acid, H₂SO₄, or HCl) and water in an inert solvent such as an ether as described above, or in a chlorinated hydrocarbon (e.g. CH₂Cl₂, 1,2-dichloroethane, or CHCl₃). Any suitable temperature can be used, preferably temperatures between 0°C and 80°C.

25 In step 6, oxidation of the dithiolanyl ring of 41 is preferably carried out with an oxidizing agent such as HgClO₄, AgNO₃, Ag₂O, copper chloride with copper oxide, thallium nitrate, N-chlorosuccinimide, or N-bromosuccinimide in an inert solvent such as an ether (e.g. Et₂O, THF, or dioxane), CH₃COCH₃, or CH₃CN. Any suitable temperature can be used with preferable temperatures between 0°C and 80°C. Compounds 42 30 and 43 are present in equilibrium.

Preparation of the oxime of formula 44 in step 7 is preferably carried out on the mixture of 42 and 43 with a suitably substituted hydroxylamine (as its acid salt e.g. HCl or maleate, or as its free base) and a suitable base such as sodium acetate or pyridine in a protic solvent (e.g. 35 water, CH₃OH, CH₃CH₂OH, or isopropanol). Any suitable temperature can be used, with preferable temperatures between 25°C and 100°C.

In step 8, preferably 44 is treated with a suitable oxidizing agent (e.g. pyridinium chlorochromate, chromium trioxide-pyridine, pyridinium

- 16 -

dichromate, oxalyl chloride-dimethylsulfoxide, acetic anhydride-dimethylsulfoxide, or periodinane) in an inert solvent such as chlorinated hydrocarbons (e.g. CH_2Cl_2 , 1,2-dichloroethane, or CHCl_3) to obtain the ketone 45. Any suitable temperature can be used with preferable

5 temperatures between -78°C and 25°C .

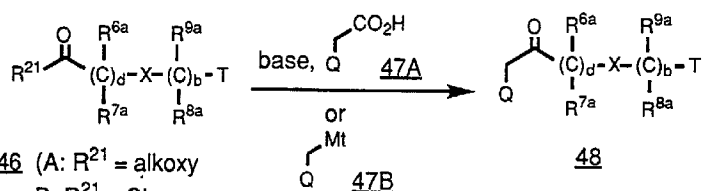
Step 9 is preferably carried out with a suitably substituted amine (as its acid salt e.g. HCl or maleate or as its free base) and a hydride source such as NaBH_3CN or sodium triacetoxyborohydride in a protic solvent (e.g. CH_3OH , $\text{CH}_3\text{CH}_2\text{OH}$, or $\text{CF}_3\text{CH}_2\text{OH}$) with 3A sieves to obtain 46.

10 Any suitable temperature can be used with preferable temperatures between 0°C and 25°C .

Procedure D:

Compounds of formula I as defined above can be prepared as shown in the following reaction scheme:

15 Step 1:



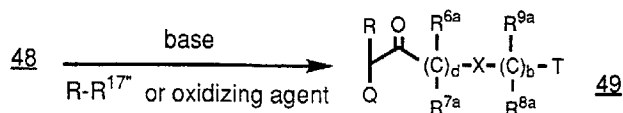
46 (A: $\text{R}^{21} = \text{alkoxy}$
 B: $\text{R}^{21} = \text{Cl}$
 C: $\text{R}^{21} = -\text{N}(\text{CH}_3)\text{OCH}_3$)

In step 1, a compound of formula 47A, wherein Q is as defined above, is reacted with a base such as lithium diisopropylamide (LDA) or KH in an inert organic solvent such as THF or DME to generate a dianion.

20 An acid chloride, ester or amide of formula 46A, 46B, or 46C is added to give a ketone of formula 48. Preferable reaction temperatures ranges from -78°C to 30°C .

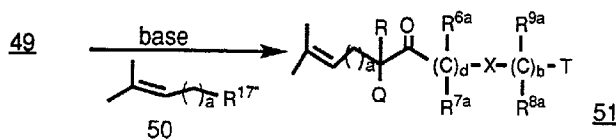
Alternatively, compounds of formula 48 can be generated by the reaction of a compound of formula 46, preferably 46C, with a metallated species of formula QCH_2Mt where Mt is a metal, such as MgHal , wherein "Hal" is halogen, or lithium. The metallated species QCH_2Mt can be generated by conventional procedures, such as treatment compounds of formula QCH_2Hal with Mg or by treating QCH_3 with an organolithium base.

25 Step 2:

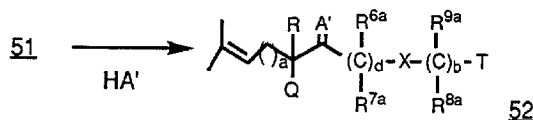


- 17 -

In step 2, for compounds of formula I wherein R is not hydrogen, the ketone 48 is reacted with a suitable base, such as LDA or KH in an inert organic solvent such as THF. For compounds wherein R is alkyl or hydroxyalkyl, a compound R-R^{17'}, wherein R^{17'} is leaving group such as Br, I or triflate is added. For compounds wherein R is OH, an appropriate oxidizing agent such as dimethyldioxirane or Davis reagent is added. Preferable reaction temperatures range from -78° to 50°C.

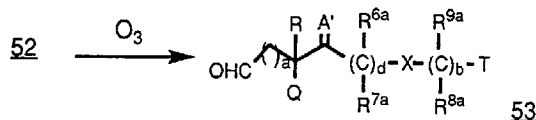
Step 3:

10 In step 3, ketone 49 is reacted with a base such as LDA in a solvent such as THF, then an olefin of formula 50 is added, wherein R^{17'} is as defined above, to give the adduct 51. Preferable reaction temperatures range from -78°C to 60°C.

Step 4:

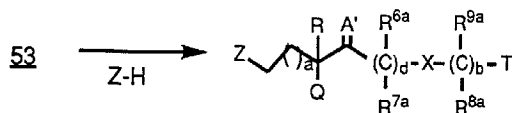
15

In step 4, ketone 51 is reacted with HA', wherein A' is NH-OR¹, NH-N(R²)(R³) or NHR²⁶, in an organic solvent such as pyridine at a temperature from 25°C to 150°C to give a compound of formula 52.

Step 5:

20

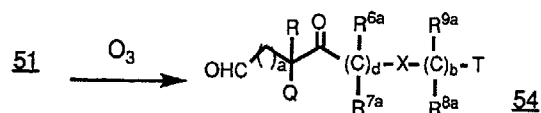
In step 5, a compound of formula 52 is oxidized by ozonolysis to give an aldehyde of formula 53. Suitable organic solvents include EtOAc, ethanol or the like. Preferable reaction temperatures are from -78 to 0°C.

Step 6:

25

In step 6, an aldehyde of formula 53 is reacted with a compound of formula Z-H, wherein Z is as defined above, as described in Step 9 of Procedure C.

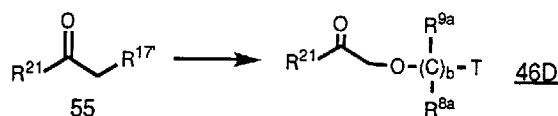
Alternatively, a compound of formula I can be prepared from 51 by the following reaction scheme:



- Compound 51 is oxidized to a compound of formula 54 under conditions similar to those described for step 5 above. The aldehyde of formula 54 is reacted with a compound of formula Z-H in a manner similar to that described in Step 6, and the resultant ketone is then reacted with a compound of the formula HA' as described above in Step 4 to obtain the compound of formula I.

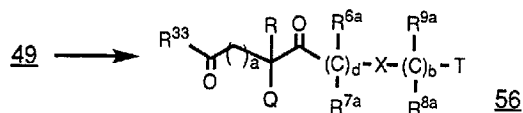
10 Procedure E:

- Compounds of formula I wherein X is -O- or a bond and d is 1 or 2 can be prepared by the following reaction scheme, starting with ketone 49 from Procedure D. Alternatively, compounds of formula 49 can be prepared from compounds of formula 46D, wherein X is -O-, R^{6a} and R^{7a} are each H, and d is 1, which, in turn, are prepared according to the following reaction scheme:

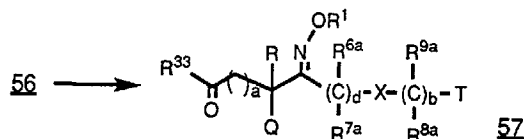


- wherein compounds of formula 55, wherein R²¹ is alkoxy or -N(CH₃)OCH₃ and R¹⁷ is as defined above are reacted with alcohols of the formula HO-C(R^{8a})(R^{9a})_b-T in the presence of a suitable base such as Cs₂CO₃ or KHMDS to give the desired ether 46D.

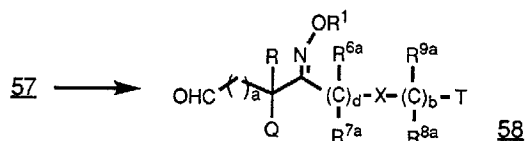
Step 1:



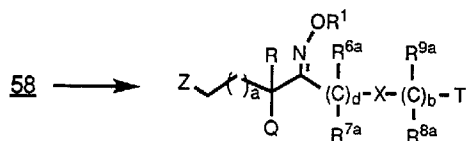
- In step 1, compounds of formula 49 treated with an appropriate base, such as NaH, are reacted with alkylating agents of the formula R³³C(O)CH₂R¹⁷ or R³³C(O)CH=CH₂ wherein R³³ is alkoxy or -N(CH₃)OCH₃ and R¹⁷ is as defined above.

Step 2:

In step 2, compounds of formula 56 can be converted to the corresponding oxime of formula 57 in a manner similar to that described in Procedure D, Step 4.

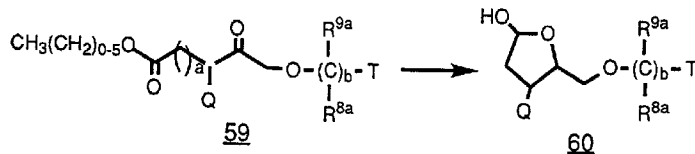
Step 3:

In step 3, compounds of formula 57 (or 56, i.e., wherein A' is O) are converted to the corresponding aldehyde 58 (or lactol from the keto-ester 56) by treatment with a suitable reducing agent such as DIBAL, in a suitable inert organic solvent such as THF, at a temperature from about -100 to -20°C.

Step 4:

In step 4, compound 58 is reacted with an amine ZH in a manner similar to that described in Procedure B, Step 9, to obtain the compound of formula I.

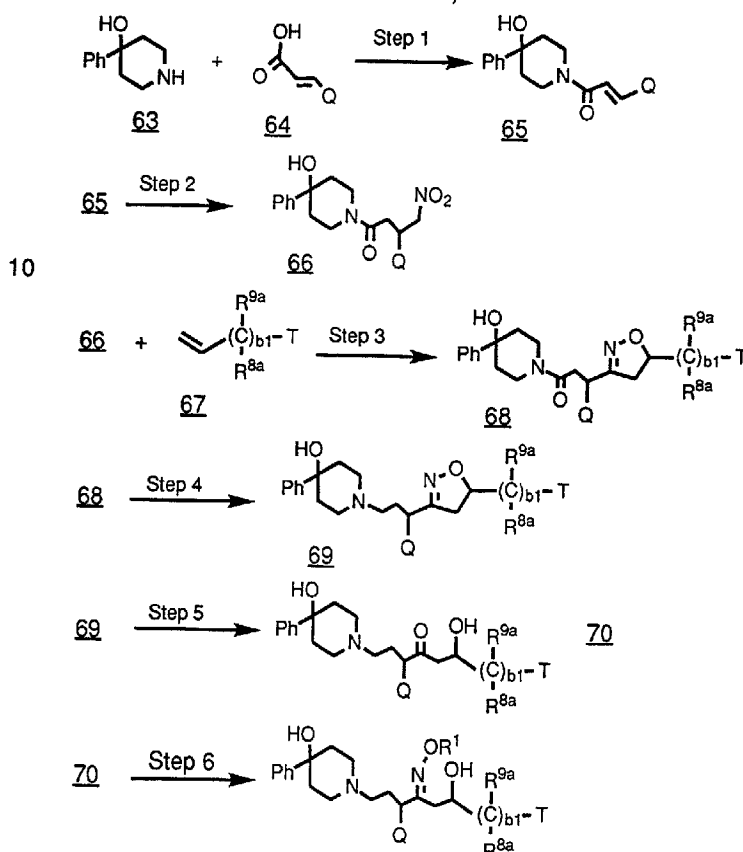
Alternatively, as shown in the following reaction scheme, compounds of the formula 59, wherein R is H, A' is =O, X is -O- and R³³ is alkoxy can be converted to the corresponding lactol of formula 60 by treatment with a suitable reducing agent such as DIBAL, in a suitable inert organic solvent such as THF, at a temperature from about -100 to -20°C:



The lactol is then reacted with an amine ZH as described in Procedure A, Step 4, to give the amino alcohol 6.

Procedure F:

Compounds of formula I wherein R is H, d is 1, R^{6a} and R^{7a} are each H, X is a bond, -(C(R^{9a})(R^{8a}))_{b1}- is -CH(OH)(C(R^{8a})(R^{9a}))_{b1}-, wherein b1 is 0 or 1 and R^{8a} and R^{9a} are generally as defined above, but are preferably not R¹⁵-phenyl or R¹⁵-benzyl, and the remaining variables are as defined above, are prepared by the following procedure (In the scheme below, Z is exemplified by 4-hydroxy-4-phenylpiperidine, but other Z-H amines can also be used.):



In Step 1, the amine of formula 63 is condensed with the acid of formula 64 using standard methods, for example a coupling agent such as DCC or EDCI in the presence of a base such as pyridine or Et₃N (when necessary) is used in a solvent such as THF at temperatures from 0 to 50°C, preferably room temperature.

In Step 2, the alkene of formula 65 is converted to the nitro-substituted compound of formula 66 by refluxing the alkene in

nitromethane in the presence of a base such as an alkoxide, a tert.-ammonium hydroxide or alkoxide, a trialkyl amine or a metal fluoride salt. The nitromethane can act as the solvent, or another solvent such as an alcohol, an ether, DMSO or DMF also can be used.

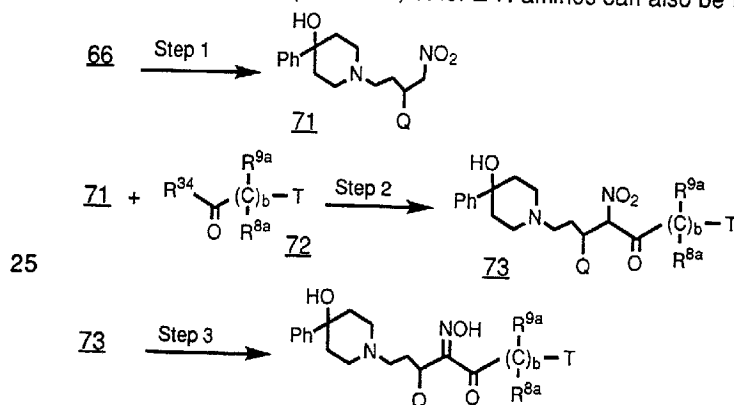
5 In Step 3, the nitro-oxobutyl compound of formula 66 is reacted with the olefin of formula 67 and C_6H_5NCO in the presence of a trace amount of a base such as Et_3N , in an inert, non-hydroxylic solvent such as THF or CH_2Cl_2 to obtain the isoxazoliny compound of formula 68. Reaction temperatures range from 0 to $40^\circ C$, with room temperature preferred.

10 In Step 4, the keto group is reduced, for example by refluxing with a reagent such as borane-dimethylsulfide complex. In Step 5, the isoxazoliny ring is opened by treatment with Raney Nickel under conditions well known in the art. In Step 6, the ketone is converted to the oxime as described in Procedure A, Step 6.

15 The hydroxy-substituted compounds prepared above can be oxidized to the corresponding ketones, for example by treatment with Jones reagent. The resultant ketones can be converted to the corresponding bis-oximes using the methods described in Procedure A, Step 6.

20 **Procedure G:**

Compounds of formula I wherein R is H, d is 0, X is $-C(O)-$ and the remaining variables are as defined above, are prepared by the following procedure (As above, other Z-H amines can also be used.):



In Step 1, a compound of formula 66 is reduced in a manner similar to Procedure F, Step 4. In Step 2, the resultant nitrobutyl compound of formula 71 is reacted with a carboxyl derivative of formula 72, wherein R^{34} is a leaving group such a phenoxy, or an activating group such as p-nitro-

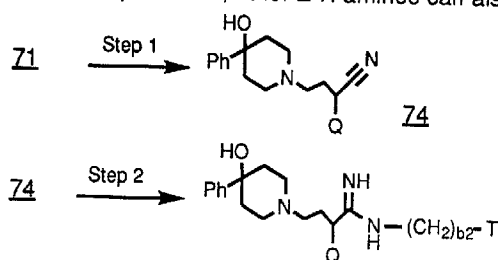
phenyl, imidazolyl or halogeno, in the presence of a base such as potassium tert.-butoxide, in a solvent such as DMSO. Reaction temperatures range from 0 to 30°C.

In Step 3, the nitro group is converted to the oxime by treatment
 5 with CS₂ in the presence of a base such as Et₃N in a solvent such as CH₃CN. The oxime can be converted into other oximes of formula I, i.e., wherein A is =N-OR¹ and R¹ is other than H, by the methods described in Procedure A, Step 6.

Similarly, compounds of formula I wherein d is 0, X is a bond,
 10 -(C(R^{9a})(R^{8a}))_b- is -CH(OH)CH₂- and the remaining variables are as defined above, are prepared by reducing the keto group of compound Z3 using well known techniques, for example by treatment with NaBH₄, followed by converting the nitro group to the oxime as described above.

Procedure H:

15 Compounds of formula I wherein R is H, d is 0, X is -NH-, A is =NH, -(C(R^{9a})(R^{8a}))_b-T is -(CH₂)_{b2}-T, wherein b₂ is 1 or 2 and the remaining variables are as defined above, are prepared by the following procedure (As above, other Z-H amines can also be used.):

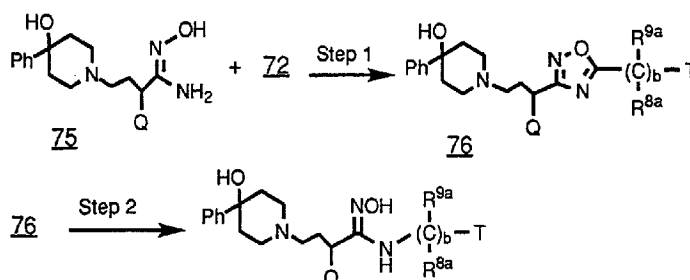


In Step 1, the nitrobutyl compound of formula Z1 is reduced to the corresponding nitrile by treatment with CS₂ in the presence of a base such as Et₃N in a solvent such as CH₃CN at temperatures of 20 to 70°C.

In Step 2, the nitrile of formula Z4 is reacted at elevated
 25 temperatures with an amine of formula NH₂-(CH₂)_{b2}-T in the presence of a catalyst such as a trialkylaluminum, in a solvent such as CH₂Cl₂ or toluene.

The following procedure can be used to prepare similar
 30 compounds wherein -(C(R^{9a})(R^{8a}))_b- is -CH₂(C(R^{9a})(R^{8a}))- and A is =NOR¹:

- 23 -

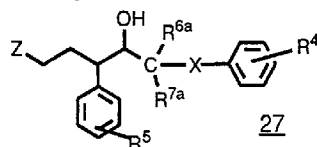


In Step 1, an oximeamide of formula **75**, prepared by treating a compound of formula **74** with hydroxylamine, is reacted with a carbonyl derivative of formula **72** in a solvent such as pyridine at a temperature of about 70°C to obtain an oxadiazolyl compound of formula **76**.

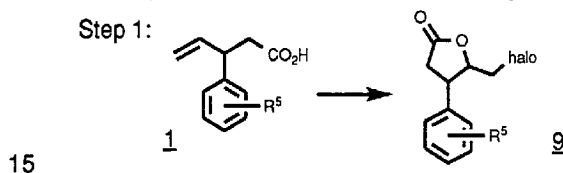
In Step 2, the oxadiazolyl ring is opened by treatment with a reducing agent such as LAH, in a solvent such as ether, at temperatures of 20 to 60°C to obtain the desired compounds of formula I.

10 Preparation of starting materials:

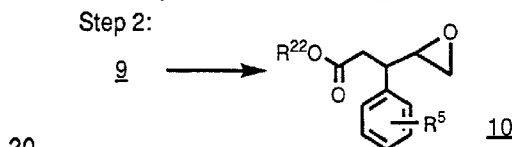
Starting materials of formula **27**



wherein X is -NR⁶- or -S- and Z, R⁴, R⁵, R^{6a} and R^{7a} are as defined above can be prepared as shown in the following reaction scheme:



In step 1, compound **1**, wherein R⁵ is as defined above, is treated with a halogenating agent such as I₂ or N-bromosuccinimide in an organic solvent such as CH₃CN, THF or DMF at a temperature in the range of 0 to 25°C to give the halolactone **9**.

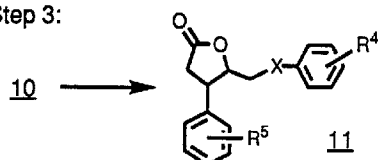


In step 2, compound **9** is dissolved in an alcohol R²²OH wherein R²² is a lower alkyl group such as methyl or ethyl, preferably methyl. A base such

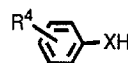
as Cs_2CO_3 or Na_2CO_3 is added and the mixture stirred at a temperature range of 0 to 50°C to give the epoxide 10.

- Alternatively, a lower alkyl ester of 1 can be epoxidized by a suitable epoxidizing agent such as dimethyl dioxirane or m-CPBA to obtain a compound of formula 10.

Step 3:

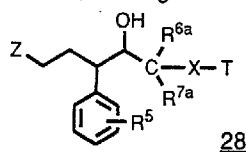


In step 3, a solution of epoxide 10 in an alcohol such as CH_3OH , $\text{CH}_3\text{CH}_2\text{OH}$, or more preferably $\text{CF}_3\text{CH}_2\text{OH}$, is treated with a nucleophile

- of the formula , wherein X is $-\text{NR}^6-$ or $-\text{S}-$, and R^4 is as defined above, at 0 to 90°C to give the lactone 11.

Step 4: Using the reactions of Procedure A, steps 3 and 4, convert the lactone of formula 11 to the desired product of formula 27.

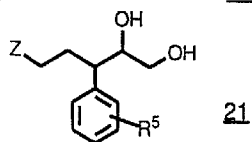
In a similar manner, starting materials of formula 28



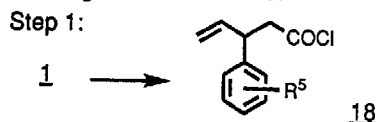
- wherein X is $-\text{NR}^6-$ and T, Z, R^5 , R^{6a} and R^{7a} are as defined above can be prepared as described above by treating an epoxide of formula 10 with an amine of formula $\text{HN}(\text{R}^6)-\text{T}$ and converting the resultant lactone to the compound of formula 28.

- Also in a similar manner, an epoxide of formula 10 can be treated with a thiol of formula $\text{HS}(\text{C}(\text{R}^{8a})(\text{R}^{9a}))_b-\text{T}$ to obtain the corresponding lactone, which can be converted to the desired compound using Procedure A, steps 3 and 4. Sulfides can be converted to the sulfoxides and sulfones by oxidation with suitable reagents such as m-CPBA or potassium peroxydisulfate.

- Diol starting materials of formula 21

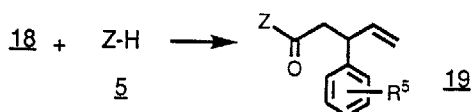


wherein Z and R⁵ are as defined above, can be prepared as shown in the following reaction scheme:



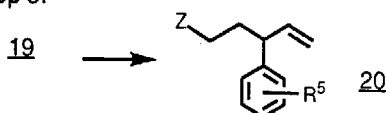
- 5 In step 1, compound 1 is dissolved in an inert organic solvent such as CH₂Cl₂ or toluene, preferably CH₂Cl₂, and treated with a reagent such as (COCl)₂, SOCl₂ or PCl₃, most preferably (COCl)₂, in the presence of a catalytic amount of DMF and at temperatures from 0 to 75°C to give compound 18.

Step 2:



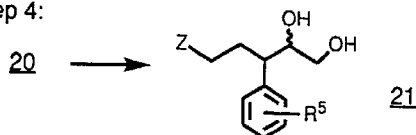
- 10 In step 2, compound 18 is dissolved in pyridine at room temperature and treated with an amine of formula 5, as defined above, to give the compound 19. Alternatively, compound 18 is dissolved in an inert organic solvent such as CH₂Cl₂ or toluene, preferably CH₂Cl₂, the mixture is cooled to 0°C and a tertiary amine base such as Et₃N or (CH₃)₃N is added, followed by an amine 5; the reaction is allowed to warm to room temperature to give the product 19. Other coupling methods known to those skilled in the art, such as EDC coupling, may also be employed.

Step 3:



- 20 In step 3, the amide 19 is converted to the corresponding amine by standard reduction procedures, for example, it is taken up in an inert organic solvent and treated with a reducing agent at 0 to 80°C to give the amine 20. Suitable solvents include ether, THF, CH₂Cl₂ and toluene, preferably THF. Reducing agents include LAH, BH₃•Me₂S and DiBAL-H, preferably LAH.

Step 4:



In step 4, the amine 20 is converted to the diol 21 by standard dihydroxylation procedures, for example, it is dissolved in a mixture of acetone and water at room temperature and treated with NMO and OsO₄.

Intermediate furanones for use in Procedure A, for example

- 5 those of formula 62, can be prepared as follows:



- A furanone of formula 61 undergoes conjugate addition with a variety of nucleophiles, e.g., thiolates, azides and aryl anions to obtain compounds of formula 62. For example, compounds of formula 62 wherein Q is
 10 phenyl is prepared by treating 61 with phenyllithium in the presence of CuCN and (CH₃)₃SiCl.

- In the above procedures, T and Q generally are exemplified as R⁵-phenyl and R⁴-phenyl, respectively, but those skilled in the art will recognize that in many cases, similar procedures can be used to prepare
 15 compounds wherein T and Q are other than substituted-phenyl.

Reactive groups not involved in the above processes can be protected during the reactions with conventional protecting groups which can be removed by standard procedures after the reaction. The following
 20 Table 1 shows some typical protecting groups:

Group to be Protected	Group to be Protected and Protecting Group
-COOH	-COOalkyl, -COObenzyl, -COOphenyl
>NH	>NCOalkyl, >NCObenzyl, >NCOphenyl, >NCH ₂ OCH ₂ CH ₂ Si(CH ₃) ₃ , >NC(O)OC(CH ₃) ₃ , >N-benzyl, >NSi(CH ₃) ₃ , >NSi(CH ₃) ₂ C(CH ₃) ₃
-NH ₂	-N-C(=O)-C ₄ H ₇ -C(=O)-N
-OH	-OCH ₃ , -OCH ₂ OCH ₃ , -OSi(CH ₃) ₃ , -OSi(CH ₃) ₂ C(CH ₃) ₃ , or -OCH ₂ phenyl

- 27 -

Compounds of formula I have been found to be antagonists of NK₁ and/or NK₂ and/or NK₃ receptors, and are therefore useful in treating conditions caused or aggravated by the activity of said receptors.

The present invention also relates to a pharmaceutical composition comprising a compound of formula I and a pharmaceutically acceptable carrier. Compounds of this invention can be administered in conventional oral dosage forms such as capsules, tablets, powders, cachets, suspensions or solutions, or in injectable dosage forms such as solutions, suspensions, or powders for reconstitution. The pharmaceutical compositions can be prepared with conventional excipients and additives, using well known pharmaceutical formulation techniques. Pharmaceutically acceptable excipients and additives include non-toxic and chemically compatible fillers, binders, disintegrants, buffers, preservatives, anti-oxidants, lubricants, flavorings, thickeners, coloring agents, emulsifiers and the like.

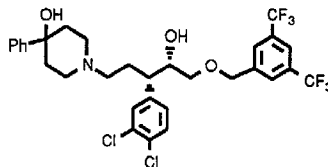
The daily dose of a compound of formula I for treating asthma, cough, bronchospasm, inflammatory diseases, migraine, nociception and gastrointestinal disorders is about 0.1 mg to about 20 mg/kg of body weight per day, preferably about 0.5 to about 15 mg/kg. For an average body weight of 70 kg, the dosage range is therefore from about 1 to about 1500 mg of drug per day, preferably about 50 to about 200 mg, more preferably about 50 to about 500 mg/kg per day, given in a single dose or 2-4 divided doses. The exact dose, however, is determined by the attending clinician and is dependent on the potency of the compound administered, the age, weight, condition and response of the patient.

Following are examples of preparing starting materials and compounds of formula I. As used herein, Me is methyl, Bu is butyl, Br is bromo, Ac is acetyl, Et is ethyl and Ph is phenyl.

30

Preparation 1

α -[[[(3,5-bis(trifluoromethyl)phenyl)methoxy]methyl]- β -(3,4-dichlorophenyl)-4-hydroxy-4-phenyl 1-piperidinebutanol



Step 1: Cool a solution of 3-(3,4-dichlorophenyl)-2-propenoic acid (100 g, 461 mmol) in dry DMF (500 mL) to 0°C and treat with Cs₂CO₃ (100

35

- 28 -

- g, 307 mmol, 0.66 eq). Stir the resulting off-white slurry for 15 min, then add CH_3I (33 mL, 530 mmol, 1.15 eq) via syringe. After 1 h, add additional DMF (250 mL), stir the slurry for 14 h and partition between EtOAc (1.5 L) and half saturated aqueous NaHCO_3 (500 mL). Separate
- 5 the organic layer and extract the aqueous layer twice with EtOAc (1 L, 500 mL). Wash the combined organic layers with half saturated aqueous NaHCO_3 (500 mL) and water (5 x 500 mL), then dry (Na_2SO_4) and concentrate to obtain 105.4 g (456 mmol, 99%) of methyl 3-(3,4-dichlorophenyl)-2-propenoate as light brown needles.
- 10 Step 2: Treat a solution of the product of Step 1 (15 g, 65 mmol) in dry THF (250 mL), kept cool in a large ambient temperature water bath, with Dibal-H (140 mL, 140 mmol, 2.15 eq) over 30 min. Stir the resulting solution for 30 min at 23 °C, pour into Et_2O (500 mL), treat with water (5 mL), 15 % NaOH (5 mL) and water (15 mL). Stir for 5 min, dilute the
- 15 mixture with Et_2O (200 mL) and treat with 15 % NaOH (15 mL). Add MgSO_4 to cause a colorless precipitate. Remove the aluminum salts by filtration through a coarse glass frit. Wash the solids with Et_2O (1 L) and concentrate the filtrate *in vacuo* to give 13.2 g (65 mmol, 99%) of 3-(3,4-dichlorophenyl)-2-propene-1-ol as an off-white solid.
- 20 Step 3: Treat a solution of the product of step 2 (13.2 g, 65 mmol) in CH_2Cl_2 (250 mL) at 0 °C with pyridine (7.89 mL, 97.5 mmol, 1.5 eq) and dimethylaminopyridine (397 mg, 3.25 0.05 eq), followed by CH_3COCl (6.48 mL, 74.75 mmol, 1.15 eq). Allow the mixture to warm to 23 °C, pour into 1 M HCl (100 mL) and wash the resulting organic layer again with 1 M
- 25 HCl (100 mL), followed by water (5 x 100 mL; pH=6.5-7). Dry the organic layer (Na_2SO_4) and concentrate to obtain 15.4 g (62.9 mmol, 97%) of 3-(3,4-dichlorophenyl)-2-propene-1-ol acetate as a colorless oil.
- Step 4: Treat a solution of the product of step 3 (15 g, 61 mmol, dried by azeotropic distillation with toluene, 1 x 50 mL) in dry THF (250 mL) at
- 30 -78°C with chlorotriethylsilane (20.2 mL, 120 mmol, 2.0 eq) rapidly followed by the addition of potassium bis(trimethylsilyl)amide (183 mL, 91.5 mmol, 1.5 eq of 0.5 M in toluene) via addition funnel over 50 min. Allow the mixture to warm to 23°C and heat to reflux for 3 h. Gradually cool the solution overnight, then quench with saturated NH_4Cl (150 mL).
- 35 Stir the resultant mixture vigorously for 3h, treat with 1M HCl (150 mL) and then extract with Et_2O (500 mL). Extract the aqueous layer with Et_2O (400 mL), wash the combined organic layers with 5% NaOH (300 mL) and extract with 5 % NaOH (8 x 150 mL). Cool the combined aqueous layers

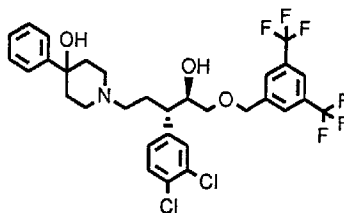
to 5°C and, maintaining the temperature at 5-10 °C, acidify with conc. HCl (ca 175 mL) to pH 1. Extract the aqueous layer with CH₂Cl₂ (2 x 800 mL), dry (Na₂SO₄) and concentrate to give 13.4 g (54.5 mmol, 89%) of 3-(3,4-dichlorophenyl)-4-pentenoic acid as a faint yellow oil.

- 5 **Step 5:** Treat a solution of the product of step 4 (5.0 g, 20.4 mmol) in dry CH₂Cl₂ (60 mL) with purified *m*-CPBA (7 g, 40 mmol, 2 eq) [wash 13 g of commercial 55% *m*CPBA in 250 mL of benzene with pH 7.4 buffer (5 x 30 mL), dry (Na₂SO₄) and concentrate to obtain about 9 g of pure *m*-CPBA]. Stir for 48 h, add Amberlyst 15 (1.2 g) and stir the mixture for 8 h.
- 10 Remove the Amberlyst by filtration through a medium porosity glass frit, rinsing with EtOAc. Wash the filtrate with saturated Na₂SO₃:NaHCO₃ (1:1) (100 mL). Dry the resulting organic layer and concentrate *in vacuo*. Take up the crude resulting product in hexane:CH₂Cl₂ (1:1) and filter to give 3.3 g (12.6 mmol, 62%) of a mixture of isomers (3:2, *trans* / *cis*) of 4-
- 15 (3,4-dichlorophenyl)-dihydro-5-(hydroxymethyl) 2(3H)-furanone as a colorless soft solid. Concentrate the filtrate to give 2.0 g of a viscous oil. Purify the oil by silica gel chromatography (column: 7 x 15 cm; solvent: hexane:EtOAc, 5:4 gradient to 1:1) to give 1.07 g (4.1 mmol, 20%) of the pure *cis* isomer as an oil to give a total yield of 4.3 g (16.47 mmol, 81%).
- 20 **Step 6:** Treat a solution of the product of step 5 (3.3 g, 12.6 mmol, 3:2 ratio of stereoisomers by NMR) in dry DMF (10 mL) with 3,5-bistrifluoromethylbenzyl bromide (5.9 mL, 32.2 mmol, 2.5 eq) followed by Ag₂O (5.8 g, 25.3 mmol, 2 eq), wrap the vessel in foil and stir for 2.5 days. Apply the resultant crude material to a pad of silica gel (10 cm x 4 cm) packed with
- 25 hexane:EtOAc (1:1). Wash the pad with the same solvent until no further product is eluted as shown by TLC and concentrate the resulting filtrate *in vacuo* to give the crude product as a solid (10 g). Dissolve the resultant residue in hexane:EtOAc (4:1) and purify by silica gel chromatography (column: 7.5 x 19; solvent: hexane:EtOAc (4:1)) to give 3.33 g (6.8 mmol,
- 30 54%) of (*trans*)-[[[(3,5-bis(trifluoromethyl)phenyl)methoxy]methyl]-4-(3,4-dichlorophenyl)-dihydro-2(3H)-furanone and 1.08 g (2.2 mmol, 17%) of the corresponding *cis* isomer for a total yield of 71%. *Trans* isomer: HRMS (FAB, M+H⁺): *m/e* calc'd for [C₂₀H₁₅O₃Cl₂F₆]⁺: 487.0302, found 487.0312. *Cis* isomer: HRMS (FAB, M+H⁺): *m/e* calc'd for
- 35 [C₂₀H₁₅O₃Cl₂F₆]⁺: 487.0302, found 487.0297.
- Step 7:** Cool a solution of the *cis* isomer of the product of step 6 (2.1g, 4.31 mmol) in dry CH₂Cl₂ (50 mL) to -78°C and treat with Dibal-H (5.1 mL, 5.1 mmol, 1.2 eq; 1M in CH₂Cl₂). Stir for 2 h at -78°C, then treat

- 30 -

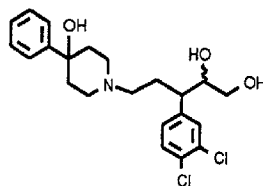
- the solution with NaF (905 mg, 22 mmol, 5 eq) and water (400 μ L, 22 mmol, 5 eq). Allow the suspension to warm to 23°C and stir for 45 min. Dilute the mixture with Et₂O (50 mL) and filter through a pad of silica gel (6.5 cm x 2 cm; 150 mL vacuum glass frit) packed with hexane:EtOAc (1:1). Wash the pad with hexane:EtOAc (1:1) until no further product is evident by TLC (ca. 600 mL). Concentrate the filtrate to give 1.92 g (3.86 mmol, 91%) of *cis*-[[[(3,5-bis(trifluoromethyl)phenyl)methoxy]methyl]-4-(3,4-dichlorophenyl)-tetrahydro-2-furanol as a foam which is used without further purification.
- 5 **Step 8:** Treat a solution of the product of step 7 (1.92 g, 3.86 mmol) in 2,2,2 trifluoroethanol (10 mL) with powdered 3Å MS (3.5 g) followed by 4-hydroxy-4-phenylpiperidine. Stir the resulting suspension under N₂ for 1 h at 23°C, then add NaCNBH₃ (533 mg, 8.6 mmol, 2 eq) and stir for 20 h. Filter the resultant mixture through a pad of silica gel (9.5 cm x 2.5 cm, 600 mL, vacuum glass frit) packed and eluted with EtOAc:triethylamine (9:1) (ca. 500 mL) until no further product is apparent by TLC. Remove the solvent to obtain 2.77g (>90%) of the title compound as a colorless foam. HRMS (FAB, M+Na⁺): *m/e* calc'd for [C₃₁H₃₂NO₃Cl₂F₆]⁺: 650.1663, found 650.1647.

20

Preparation 2

- Using the *trans* isomer of Preparation 1, step 6, carry out the procedure of Preparation 1, steps 7-8 to obtain the title compound. HRMS (FAB, M+H⁺): *m/e* calc'd for [C₃₁H₃₂NO₃Cl₂F₆]⁺: 650.1663, found 650.1654.

25

Preparation 3

- Steps 1-2:** Treat a solution of the product of Preparation 1, step 4 (1.6 g, 6.5 mmol) in dry benzene (15 mL) at 5°C with ClCOCOCl (680 μ L, 7.8

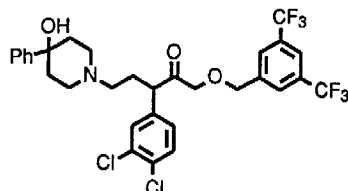
mmol, 1.2 eq) followed by DMF (10 μ L). Stir the resulting solution for 3 h at 23°C, concentrate in vacuo, azeotrope with benzene (1 x 15 mL), dissolve in dry CH_2Cl_2 (15 mL) and cool to 0°C. Treat a solution of 4-hydroxy-4-phenyl piperidine (2.3 g, 13 mmol, 2 eq) in dry CH_2Cl_2 (20 mL) with pyridine (1.57 mL, 19.5 mmol, 3 eq) and cool to 0°C. Add the acid chloride via cannula over a period of 20 min. Stir the resulting solution for 15 min, warm to 23°C, dilute with CH_2Cl_2 (150 mL) and wash consecutively with 10% aqueous citric acid (2 x 50 mL), water (1 x 50 mL) and aqueous saturated NaHCO_3 (1 x 50 mL), dry (Na_2SO_4) and concentrate. Purify the crude product by silica gel chromatography (column: 7 x 14 cm; eluant: hexane/EtOAc (1:1) (1L) gradient to hexane/EtOAc (3:5) (2 L)) to provide 1.995 g (4.94 mmol, 76%) of the desired amide as a colorless solid.

Step 3: Treat a solution of the amide from step 2 (4.11g, 10.2 mmol) in dry THF (50 mL) with LiAlH_4 (20.4 mL of 1 M solution in ether, 20.4 mmol, 2 eq). Stir for 30 min at 23°C, then pour the mixture into Et_2O (300 mL) and treat with water (750 μ L), then 15 % NaOH (750 μ L) followed by water (3 mL). Remove the resulting aluminum salts by filtration through a glass frit, concentrate the filtrate, dissolve in hexane/EtOAc/triethyl amine (49:49:2) and filter through a plug of silica gel (10 x 4 cm), eluting with 800 mL of solvent. Concentrate the filtrate to give 3.38 g (8.67 mmol, 85%) of the desired amine as a yellow oil.

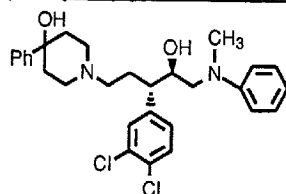
Step 4: Treat a solution of the product of step 3 (3.0 g, 7.69 mmol) in acetone/water (15 mL / 30 mL) with NMO (1.35 g, 11.5 mmol, 1.5 eq) followed by OsO_4 (3.9 mL of 2.5 % w/w solution in *t*-butanol, 0.38 mmol, 0.05 eq). After stirring for 17 h, treat the mixture with saturated aqueous Na_2SO_3 (100 mL) and stir for 1 h. Concentrate the mixture in vacuo, extract the resulting aqueous solution with CH_2Cl_2 (3 x 100 mL), dry the resulting organic layer (Na_2SO_4) and concentrate. Purify the crude product by silica gel chromatography (7 x 20 cm; eluant: gradient: $\text{CH}_2\text{Cl}_2/\text{CH}_3\text{OH}/\text{triethylamine}$ (180:5:150) to (140:5:50) to (100:5:150) to (10:1:1) to obtain 932 mg (2.19 mmol, 29%) of the *trans* diol as light amber oil and 1.455g (3.4 mmol, 45%) if the *cis* diol as a colored oil. Pool mixed fractions to obtain an additional 221 mg of product as a mixture of isomers, giving a total yield of 6.11 mmol, 80%.

HRMS (FAB, $\text{M}+\text{H}^+$): m/e calc'd for $[\text{C}_{22}\text{H}_{28}\text{Cl}_2\text{NO}_3]^+$: 424.1446, found 424.1435.

- 32 -

Preparation 4**1-[(3,5-bis(trifluoromethyl)phenyl)methoxy]-3-(3,4-dichlorophenyl)-5-(4-hydroxy-4-phenyl-1-piperidiny)-2-pentanone**

- 5 Treat a solution of the product of Preparation 1 (2.0 g, 3.08 mmol) in acetone (90 mL, 0 °C) with Jones reagent (9 mL of H₂CrO₄ in H₂SO₄ (ca. 8 M)). Stir the light orange suspension at 0°C for 1 h, then partition between CH₂Cl₂ (150 mL) and saturated aqueous NaHCO₃ (150 mL). Extract the aqueous layer with CH₂Cl₂ (3 x 150 mL), back extract the
- 10 combined organic layers with saturated aqueous NaHCO₃ (150 mL), dry (Na₂SO₄) and concentrate to give 1.94 g crude product. Purify by silica gel chromatography (column: 4 cm x 15 cm; eluant: EtOAc:hexane: triethylamine (66:33:2)) to obtain 1.64 g (2.53 mmol, 82%) of the title compound as a colorless foam.
- 15 HRMS (FAB, M+H⁺): *m/e* calc'd for [C₃₁H₃₀NO₃Cl₂F₆]⁺: 648.1507, found 648.1496.

Preparation 5**β-(3,4-dichlorophenyl)-4-hydroxy-α-(methylphenylamino)methyl-4-phenyl-1-piperidinebutanol**

- 20 **Step 1:** Cool a solution of the product of Preparation 1, step 4 (6.4 g, 26 mmol) in dry CH₃CN to 0°C and treat with I₂ (19.8 g, 78 mmol, 3 eq). Store the solution at 0°C for 100 h, then pour into saturated aqueous NaHCO₃ (250 mL)/saturated aqueous Na₂SO₃ (100 mL)/Et₂O (400 mL).
- 25 Extract the aqueous layer with Et₂O (200 mL) and wash the combined Et₂O layers with a mixture of saturated aqueous Na₂SO₃ (25 mL) and brine (100 mL). Dry the organic layer over MgSO₄ and concentrate to give a light yellow solid. Purify the crude material by recrystallization (hot isopropanol, 2 x) to obtain 7.42g (19.9 mmol, 77%) of 4-(3,4-dichloro-
- 30 phenyl)-dihydro-5-(iodomethyl)-2(3H)-furanone as an off-white solid.

- 33 -

Step 2: Treat a solution of the product of step 1 (1.5 g, 4.02 mmol) in dry CH₃OH (15 mL) under N₂ with Cs₂CO₃ (1.57 g, 4.8 mmol, 1.2 eq). Stir for 30 min, then pour the suspension into Et₂O (200 mL)/water (100 mL). Extract the aqueous layer with Et₂O (100 mL), wash the combined ether layers with 40 mL of saturated NaCl, dry (MgSO₄), and concentrate to give 1.11 g (4.02 mmol, >99%) of methyl β-(3,4-dichlorophenyl)-oxiranepropanoate as a colorless oil.

Step 3: Treat a solution of the product of step 2 (368 mg, 1.34 mmol) in 2,2,2 trifluoroethanol (1 mL) with *N*-methyl aniline (217 μL, 2.01 mmol, 1.5 eq) and stir for 6 h at 23°C followed by 6 h at 80°C. Cool to 23°C, concentrate *in vacuo* and purify by silica gel chromatography (column: 3.5 x 12 cm; eluant: hexane:EtOAc (4:1)) to provide 446 mg (1.3 mmol, 97 %) of 4-(3,4-dichlorophenyl)-dihydro-5-[(methylphenylamino)methyl]-2(3H)-furanone as a white solid.

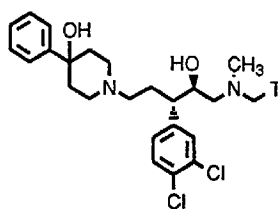
Step 4: Cool a solution of the product of step 3 (435 mg, 1.24 mmol) in dry CH₂Cl₂ (10 mL) to -78°C and treat with Dibal-H (1.56 mL, 1M in CH₂Cl₂). Stir the solution for 2 h, then add NaF (273 mg, 6.5 mmol, 5 eq) and water (117 μL, 6.5 mmol, 5 eq). Dilute the mixture with Et₂O (100 mL) and warm to 23°C. Treat the mixture with MgSO₄, stir for 10 min, filter through a sintered glass frit and concentrate. Take up the residue in hexane:EtOAc (1:1) and filter through a pad of silica gel (7 x 2 cm) with about 150 mL of hexane:EtOAc (1:1). Concentrate the filtrate to obtain 415 mg (1.17 mmol, 95%) of the desired lactol as a colorless film.

Step 5: Treat a solution of the product of step 4 (415 mg, 1.17 mmol) in 2,2,2 trifluoroethanol with 4-hydroxy-4-phenyl piperidine (450 mg, 2.54 mmol, 2 eq) and 3Å MS (1g). Stir for 2h, treat the mixture with NaCNBH₃ (157 mg, 2.54 mmol, 2 eq) and stir the resulting suspension vigorously for 16 h. Evaporate the solvent *in vacuo*, take up the crude in EtOAc, apply to a silica gel column (3.5 x 12 cm) packed with hexane:EtOAc:triethylamine (66:33:2) and elute with gradient elution: EtOAc:triethyl amine (98:2) to EtOAc:CH₃OH:triethylamine (80:20:2), to obtain 569 mg (1.11 mmol, 95%) of the title compound as a colorless foam.

HRMS (FAB, M+H⁺): *m/e* calc'd for [C₂₉H₃₅N₂O₂Cl₂]⁺: 513.2076, found 513.2063.

Compounds of Preparations 5A to 5C are prepared in a similar manner, using the appropriate amines in step 3:

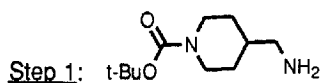
- 34 -



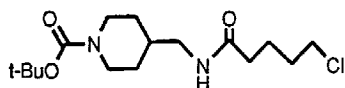
Prep.	T	Amine	HRMS calc'd (FAB, M+H ⁺)	HRMS Found
5A		N-methyl-(3,5-bis(trifluoromethyl)phenyl) benzyl amine	633.1980	633.1995
5B		N-methyl benzyl amine	527.2232	527.2246
5C		N-methyl-(3-isopropoxy) benzyl amine	585.2651	585.2644

Preparation 6

Substituted piperidines - Method A



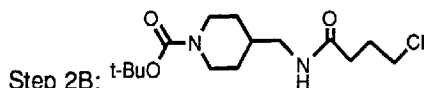
- 5 Dissolve 4-aminomethyl-piperidine (30.00 g, 0.263 mol) in CH₃OH (500 mL), cool to -30°C under N₂, add di-t-butyl dicarbonate (38.23 g, 0.175 mol) in CH₃OH (100 mL) dropwise, warm slowly to 23°C and stir for 16 h. Concentrate, add CH₂Cl₂ (700 mL), wash with saturated aqueous NaCl (2x200 mL), dry organic solution (MgSO₄), filter and concentrate to
- 10 give 36.80 g of a 86:14 mixture of the title compound and 1,1-dimethylethyl 4-[(1,1-dimethylethoxy carbonyl)methyl]-1-piperidinecarboxylate.

Step 2A:

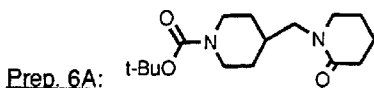
- 15 Dissolve the product (19.64 g, 0.0916 mol, 22.84 g of the mixture) of Step 1 in dry CH₂Cl₂ (350 mL) and cool to 0°C under N₂. Add pyridine (10.87 g, 11.1 mL, 0.137 mol) then chloroaleryl chloride (15.63 g, 13.0 mL, 0.101 mol), warm slowly to 23°C and stir for 16 h. Add saturated

- 35 -

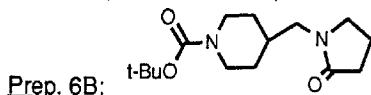
- aqueous NH_4Cl (300 mL), separate layers and extract with CH_2Cl_2 (2x250 mL). Dry combined organic extracts (MgSO_4), filter and concentrate. Purify by chromatography (1000 mL of flash silica gel; eluant: 1:1 EtOAc:hexane, then EtOAc). Combine appropriate fractions and concentrate to give 25.36 g (0.0762 mol, 84%) as a colorless oil. MS (Cl/CH_4): m/e 333 (M+1).



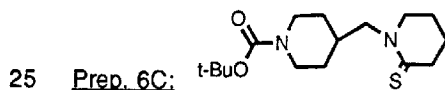
- Treat the product of Step 1 in a procedure similar to that described for Step. 2A, using chlorobutryl chloride. MS (FAB): m/e 319 (M+1)
- 10 Step 3:



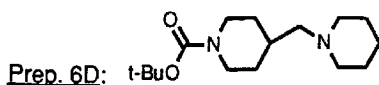
- Wash NaH (3.84 g, 0.160 mol, 6.40 g of 60 wt%) with hexane (25 mL), suspend in dry THF (150 mL) and cool to 0°C under N_2 . Add the product (25.35 g, 0.0762 mol) of Step. 2A in dry THF (150 mL) dropwise. Stir at 23°C for 30 mins, reflux for 6 h, and stir at 23°C for 16 h. Cool to 0°C and add water (150 mL) and 1 N HCl (150 mL). Concentrate and extract with EtOAc (3x200 mL). Wash combined organic extracts with saturated aqueous NaCl, dry (MgSO_4), filter and concentrate. Purify by chromatography (600 mL of flash silica gel; eluant: 5% $\text{CH}_3\text{OH}-\text{CH}_2\text{Cl}_2$). Combine appropriate fractions and concentrate to give 21.62 g (0.0729 mol, 96%) of the title compound as a yellow oil. MS (FAB): m/e 297 (M+1)



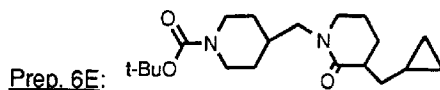
- Treat the product of Step 2B in a procedure similar to that described for Prep. 6A. MS (FAB): m/e 283 (M+1).



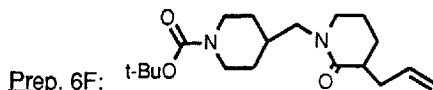
- Combine the product (1.50 g, 5.06 mmol) of Prep. 6A and Lawesson reagent (1.13 g, 2.78 mmol) in dry THF (20 mL) under N_2 . Stir at 23°C for 20 h. Concentrate and purify by chromatography (200 mL of flash silica gel; eluant: 1:3 EtOAc:hexane, 1:2 EtOAc:hexane, then 1:1 EtOAc:hexane). Combine appropriate fractions and concentrate to give 1.30 g (4.16 mmol, 82%) as a green oil. MS (FAB): m/e 313 (M+1).



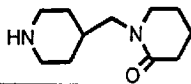
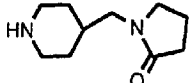
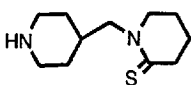
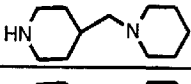
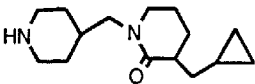
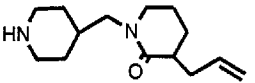
- Dissolve the product (2.50 g, 8.43 mmol) of Prep. 6A in dry THF (30 mL), add borane-DMS (16.9 mL of 2.0 M in THF, 33.74 mmol) and reflux for 20 h. Cool to 0°C and add CH₃OH (20 mL). Concentrate, add EtOH (50 mL) and K₂CO₃ (4.66 g, 33.74 mmol). Reflux for 4 h and cool to 23°C. Add water (100 mL), concentrate and extract with CH₂Cl₂ (4x50 mL). Dry combined organic extracts (MgSO₄), filter and concentrate. Purify by chromatography (200 mL of flash silica gel; eluant: 7% CH₃OH-CH₂Cl₂). Combine appropriate fractions and concentrate to give 1.72 g (6.09 mmol, 72%) of the title compound as a colorless oil. MS (FAB): m/e 283 (M+1).



- Dissolve the product (1.50 g, 5.06 mmol) of Prep. 6A in dry THF (20 mL) and cool to -78°C under N₂. Add [(CH₃)₃Si]₂NLi (5.5 mL of 1.0 M in THF, 5.5 mmol) and stir at -78°C for 1 h. Add bromomethylcyclopropane (0.820 g, 0.59 mL, 6.07 mmol), warm slowly to 23°C and stir for 16 h. Add saturated aqueous NH₄Cl (40 mL), extract with EtOAc (3x30 mL), wash combined organic extracts with saturated aqueous NaCl, dry (MgSO₄), filter and concentrate. Purify by chromatography (175 mL of flash silica gel; eluant: 2% CH₃OH-CH₂Cl₂ then 4% CH₃OH-CH₂Cl₂). Combine appropriate fractions and concentrate to give 0.93 g (2.65 mmol, 53%) of the title compound as a colorless oil. MS (FAB): m/e 351 (M+1)



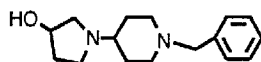
- Treat the product of Prep. 6A in a procedure similar to that described for Prep. 6G, using allyl bromide. MS (CI/CH₄): m/e 337 (M+1).
 Step 3: Separately dissolve the products of Prep. 6A to 6H in CH₂Cl₂, add trifluoroacetic acid and stir at 23°C for 4 h. Concentrate, add 1 N NaOH, extract with CH₂Cl₂, dry the combined organic extracts (MgSO₄), filter and concentrate to obtain the corresponding substituted piperidines:

Prep.	Substituted Piperidine	Data
6-1		MS(Cl/CH ₄):m/e197(M+1)
6-2		MS(Cl/CH ₄):m/e183(M+1)
6-3		MS(Cl/CH ₄):m/e213(M+1)
6-4		MS(Cl/isobutane): m/e183(M+1)
6-5		MS(Cl/CH ₄):m/e251(M+1)
6-6		MS(Cl/CH ₄):m/e237(M+1)

Preparation 7

Substituted piperidines - Method B

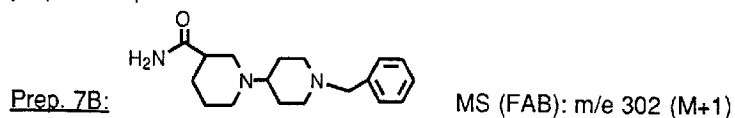
Step 1:



Prep. 7A:

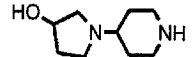
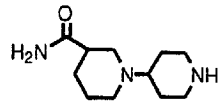
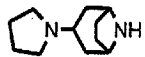
- 5 Combine 1-benzyl-4-piperidone (2.00 g, 10.6 mmol) and 3-pyrrolinol (0.92 g, 10.6 mmol) in titanium isopropoxide (3.75 g, 3.9 mL, 13.2 mmol) and dry CH₂Cl₂ (4 mL). Stir at 23°C under N₂ for 5 h. Add EtOH (30 mL) and NaCNBH₃ (0.66 g, 10.6 mmol) and stir for 16 h. Add water (50 mL) and CH₂Cl₂ (50 mL), filter through celite, separate filtrate
- 10 layers and extract with CH₂Cl₂ (2x50 mL). Wash combined organic extracts with saturated aqueous NaHCO₃, dry (MgSO₄), filter and concentrate. Purify by chromatography (150 mL of flash silica gel; eluant: 10% CH₃OH with NH₃-CH₂Cl₂, 15% CH₃OH with NH₃-CH₂Cl₂, then 20% CH₃OH with NH₃-CH₂Cl₂.) Combine appropriate fractions and
- 15 concentrate to give 1.88 g (7.22 mmol, 68%) as a colorless oil.
MS (Cl/CH₄): m/e 261 (M+1).

Using the procedure of Prep. 7A and the appropriate amine, prepare Preps. 7B and 7C:



Prep. 7C:  MS (Cl/CH₄): m/e 271 (M+1).

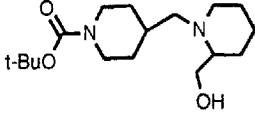
- Step 2:** Separately treat each of Preps. 7A, 7B and 7C with Pd/C catalyst in CH₃OH and formic acid at 23°C under N₂ for 16 h. Filter each mixture through celite, washing with CH₃OH, concentrate the filtrates, add 1.0 N NaOH and extract with 1:4 EtOH:CH₂Cl₂, dry, filter and concentrate to obtain Preps. 7-1, 7-2 and 7-3:

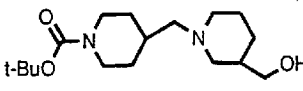
Prep.	Substituted Piperidine	Data
7-1		MS(Cl/CH ₄):m/e171(M+1) m.p. 138-140°C
7-2		MS(Cl/CH ₄):m/e212(M+1)
7-3		MS(Cl/CH ₄):m/e181(M+1)

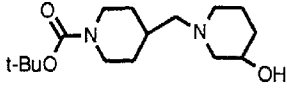
Preparation 8

- 10 Substituted Piperidines - Method C

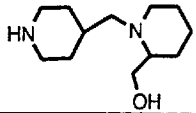
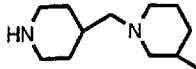
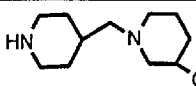
Step 1: Using 1,1-dimethyl-4-formyl-piperidinecarboxylate and the appropriate amine in a reductive amination procedure similar to that described in Example 42, Step 9, Preparations 8A, 8B and 8C are prepared:

15 Prep. 8A: 
MS(Cl/isobutane): m/e313 (M+1)

Prep. 8B: 
MS(Cl/CH₄):m/e313 (M+1)

Prep. 8C: 
MS(FAB):m/e299 (M+1)

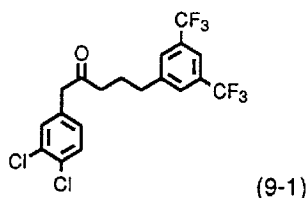
Step 2: Using the procedure described in Preparation 6, Step 3, prepare the following compounds:

Prep.	Substituted Piperidine	Data
8-1		MS(FAB): m/e213 (M+1)
8-2		MS(Cl/CH ₄):m/e213(M+1)
8-3		MS(Cl/CH ₄):m/e199(M+1)

Preparation 9

Substituted Heptan- and Hexanaldehydes

Step 1:

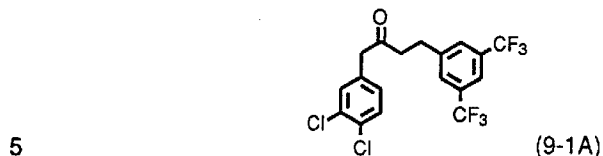


- 5 Treat a suspension of 4[3,5-bis(trifluoromethyl)phenyl]butyric acid (5.15 g, 17.55 mmol) in dry Et₂O (50 ml) with SOCl₂ (2.6 ml, 2 equiv.) and add 3 drops of pyridine. Stir for 15 h at ambient temperature, then decant the solution from pyridine hydrochloride and evaporate in vacuo to obtain the acid chloride (5.4 g, 99%) as an oil.
- 10 Cool a 1 M solution of [(CH₃)₃Si]₂NLi (50 ml, 8.3 g, 49.63 mmol) in THF to -30°C and add a solution of 3,4-dichlorophenylacetic acid (4.09 g, 19.8 mmol) in dry THF (20 ml) dropwise, maintaining the temperature at or below -14°C. Stir at 0°-5°C for 1 h. Cool the reaction mixture to -78°C and
- 15 add a solution of 4-[3,5-bis(trifluoromethyl)phenyl]butyryl chloride (5.41 g, 16.97 mmol) in dry THF (10 ml) dropwise over 15 min. Stir at 0°C for 1 h, then allow to warm up to room temperature and stir for 1 h. Pour on 50 ml of 1 N HCl and ice, stir 30 min and extract the aqueous layer with EtOAc. Wash with saturated aqueous NaHCO₃ (200 ml), dry (MgSO₄), filter and concentrate in vacuo to obtain 7.5 g of crude product. Purify by flash
- 20 chromatography over 180 g silica gel (particle size 32-63) and elute with hexane: CH₂Cl₂ (70:30) to obtain 3.86 g (8.71 mmol, 51%) of the title crystalline compound. ¹H NMR (CDCl₃, 300 MHz) δ: 7.72(s, 1H Ar), 7.60(s, 2H Ar), 7.41(d, J=8.3, 1H Ar), 7.29(s, 1H Ar), 7.02(m, 1H Ar), 3.66(s, 2H,

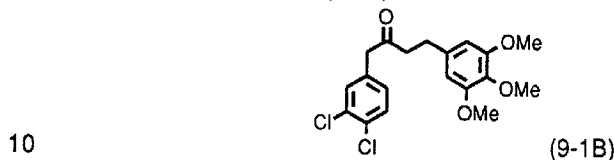
- 40 -

CH₂), 2.72(t, 2H, CH₂, J=7), 2.54(t, 2H, CH₂, J=7), 1.94(m, 2H, CH₂).
 IR (CH₂Cl₂): 1720 cm⁻¹ (C=O).

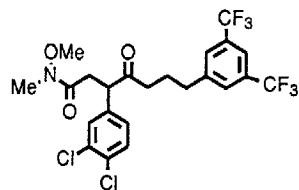
Using a similar procedure with the appropriate acid, prepare the following compounds:



Yield 66%. ¹H NMR (CDCl₃, 200 MHz) δ: 7.72(s, 1H Ar), 7.60(s, 2H Ar), 7.38(d, 1H Ar, J=8), 7.26(1H Ar), 6.98(m, 1H Ar), 3.65(s, 2H, CH₂), 3.02(t, 2H, CH₂, J=6.4), 2.86(t, 2H, CH₂ (t, 2H, CH₂, J=6.4)).
 IR (CH₂Cl₂): 1720 cm⁻¹ (C=O).



Yield 60%. FAB-Ms: m/z 383 ([C₁₉H₂₀³⁵Cl₂O₄ + H]⁺, 47%).



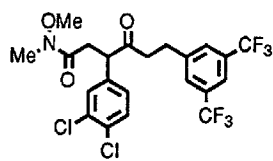
Step 2:

Add a solution of the product of Step 1 (3.80 g, 8.57 mmol) in dry THF (20ml) to a stirred solution of [(CH₃)₃Si]₂NLi (9.35 ml, 9.3 mmol) in THF at -78°C. Add a solution of 2-chloro-N-methoxy-N-methyl-acetamide (1.18 g, 8.58 mmol) in THF (10 ml) dropwise over 10 min, add 1.2 g of KI, allow the reaction mixture to warm to room temperature over a period of 1h and stir overnight. Add 10 ml of saturated aqueous NH₄Cl and evaporate the solvent in vacuo. Partition the residue between CH₂Cl₂ (150 ml) and H₂O (150 ml). Wash the organic layer with aqueous NaHCO₃ (150 ml), dry (MgSO₄), filter and evaporate in vacuo to obtain 3.6 g (77%) of the oily product.

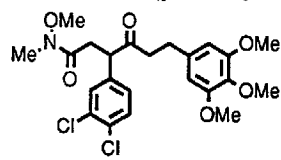
FAB-Ms: m/z 544 ([C₂₃H₂₁³⁵Cl₂F₆NO₃ + H]⁺, 61%).

Using the procedure of Step 2, treat compounds 9-1A and 9-1B of Step 1 to obtain:

- 41 -

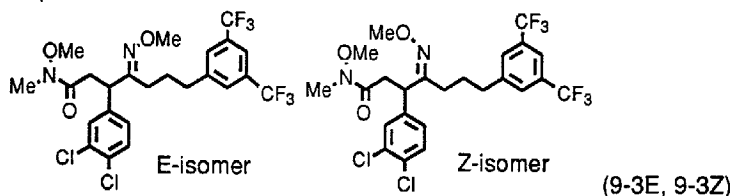


Yield 77%. FAB-MS: M/Z 530 ($[\text{C}_{22}\text{H}_{19}^{35}\text{Cl}_2\text{F}_6\text{NO}_3 + \text{H}]^+$, 52%).



Yield: 77%. FAB-MS: m/z 484 ($[\text{C}_{23}\text{H}_{27}^{35}\text{Cl}_2\text{NO}_6 + \text{H}]^+$, 30%).

5 Step 3:



Treat a solution of the product of Step 2 (3.5 g, 6.43 mmol) in dry pyridine (10 ml) with O-methoxylamine HCl (0.65 g, 7.78 mmol) and heat to 60°C for 1h. Remove the pyridine in vacuo, partition the residue between CH_2Cl_2 and water. Dry over MgSO_4 , filter and evaporate in vacuo to obtain the mixture of E- and Z-oximes. Separate E-oxime and Z-oxime by flash chromatography using 120 g of SiO_2 (particle size 32-63) and eluant: EtOAc:hexane (20:80) to obtain 2.91 g (79%) of E-isomer and 0.47 g (12.8%) of Z-isomer.

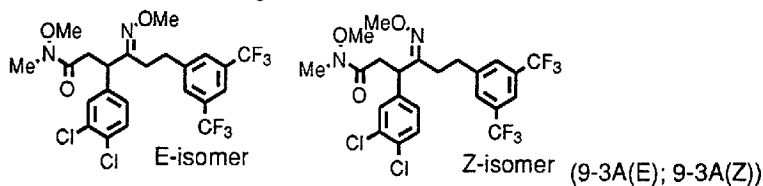
15 9-3(E): FAB-MS (E-isomer): m/z 573 ($[\text{C}_{24}\text{H}_{24}^{35}\text{Cl}_2\text{F}_6\text{N}_2\text{O}_3 + \text{H}]^+$, 27%).

$^1\text{H NMR}$ - E-isomer (CDCl_3 , 300 MHz) δ 4.08 (H- γ).

9-3(Z): FAB-MS (Z-isomer): m/z 573 ($[\text{C}_{24}\text{H}_{24}^{35}\text{Cl}_2\text{F}_6\text{N}_2\text{O}_3 + \text{H}]^+$, 70%).

$^1\text{H NMR}$ - Z-isomer (CDCl_3 , 300 MHz) δ 4.69 (H- γ).

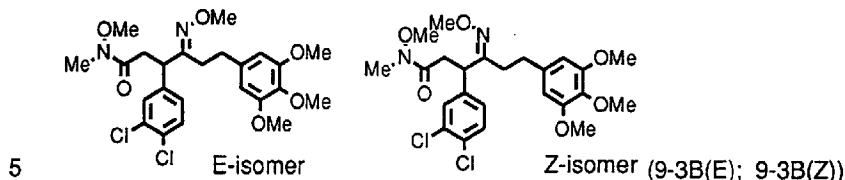
Using the procedure of Step 3, treat compounds 9-3A and 9-3B to obtain the following:



Yield: 73% of E-isomer (m.p. 62-64°C) and 18% of Z-isomer.

9-3A(E): Ms-Cl+ / CH₄ (E-isomer): m/z 559 ([C₂₃H₂₂³⁵Cl₂F₆N₂O₃ + H]⁺, 100%). ¹H NMR- E-isomer (CDCl₃, 300 MHz) δ 4.11 (H-γ).

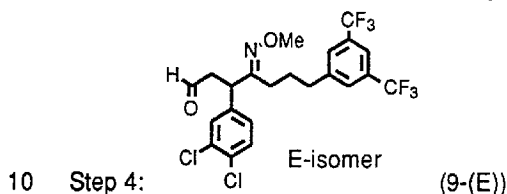
9-3A(Z): Ms-Cl+ / CH₄ (Z-isomer): m/z 559 ([C₂₃H₂₂³⁵Cl₂F₆N₂O₃ + H]⁺, 100%). ¹H NMR-Z-isomer (CDCl₃, 300 MHz) δ 4.71 (H-γ).



Yield: 61% of E-isomer (m.p. 114-118°C) and 23% of oily Z-isomer.

9-3B(E): FAB-Ms (E-isomer): m/z 513 ([C₂₄H₃₀³⁵Cl₂N₂O₆ + H]⁺, 42%). ¹H NMR- E-isomer (CDCl₃, 300 MHz) δ 4.10 (H-γ).

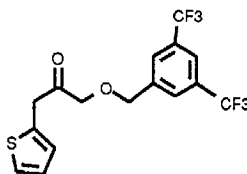
9-3B(Z): FAB- Ms (Z-isomer): m/z 513 ([C₂₄H₃₀³⁵Cl₂N₂O₆ + H]⁺, 60%).



To a solution of the E-isomer of Step 3 (9-3(E)) (1.43 g, 2.54 mmol) in THF (20 ml) at -78°C, add 6 ml of 1M Dibal-H in hexane (6 mmol) over a period of 5 min. Stir at -78°C for 30 min, then add 15 ml of H₂O and 1 g of NaF. Allow the reaction mixture to warm to room temperature, dilute with EtOAc (100 ml), separate organic layer from aqueous, dry (MgSO₄), filter and evaporate in vacuo. Treat the residue with Et₂O, filter and evaporate in vacuo. Use the product immediately, without purification.

15 Using the procedure described in step 4, treat preparative compounds 9-3A(Z), 9-3B(E) and 9-3B(Z) to obtain the corresponding aldehydes 20 9-A(Z), 9-B(E) and 9-B(Z).

Preparation 10



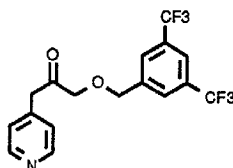
Treat a solution of 2-thiopheneacetic acid (1.6 g, 11.2 mmole) in anhydrous THF (100 mL, -78°C) with lithiumhexadimethylsilazide (24.5 mmole, 1M THF soln.). Warm the solution to 0°C over a period of 2 h, then cool to -78°C and add ethyl [[3,5-bis(trifluoromethyl)phenyl]-methoxy]-

- 43 -

acetate (3.55g, 11.2 mmole) dropwise as a THF solution (10 mL). Stir the resulting mixture for 4 h and allow the temperature to warm to 0°C.

- 5 Quench the reaction with 1 ml HOAc and stir for 4h. Dilute the reaction with EtOAc (100mL), wash the organics with water (2X 50mL) and brine (1X 50 mL), dry (Na₂SO₄) and concentrate to obtain 3.4 g of crude product. Purify by silica gel chromatography (3:7 Et₂O:hexane) to give the title compound, 2.8 g (7.3 mmole, 65.4 %) as a colorless foam.
MS: (Cl⁺/CH₄) (M+H⁺) 383.

Preparation 11

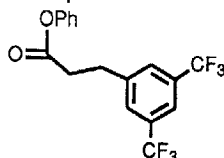


10

- Treat a solution of 4-picoline (1.42g, 15 mmole) in anhydrous THF (50 mL, -10°C) with phenyllithium (15 mmole, 8.3 mL cyclohexane:Et₂O) and stir for 1h at 0°C. Cool the solution to -78°C and add the product of Example 47, Step 1 (5.27g, 15 mmole) dropwise as a THF solution (10 mL). Stir the resulting mixture for 4 h (-78°C to 0°C) and quench with saturated aqueous NH₄Cl (10 mL). Extract with EtOAc (100mL), wash with water (2X50mL), brine (50 mL), dry (Na₂SO₄), and concentrate. Purify the crude by silica gel column chromatography (8:2 EtOAc:hexane) to obtain the title compound. (2.5 g, 44%). MS: (Cl⁺/CH₄) (M+H⁺) 378.

20

Preparation 12



- Step 1: Treat a solution of 3,5-bis(trifluoromethyl)benzaldehyde (10 g, 0.04 moles) in toluene (130 mL) with carboethoxymethylenetriphenylphosphorane (14.38 g, 0.041 moles) and reflux in toluene for six hours.
- 25 Remove the solvent under vacuum and dissolve the residue in CH₂Cl₂ and filter through a pad of silica gel (50 g) on a suction filter. Concentrate the filtrate and dry under vacuum to give the title compound (13.01 g) as a white solid. MS(Cl, M+H⁺), *m/e* 313.
- Step 2: Treat a degassed solution of the product of Step 1 (31.0 g, 0.04 mmole) in EtOH (60 mL) with 10% Pd/C (1.3 g), introduce H₂ gas to a pressure of 20 psi. and shake at room temperature for 2 hours. Filter
- 30

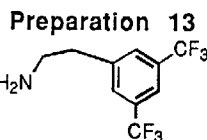
- 44 -

through celite and remove solvent by vacuum distillation to obtain the title compound (13.0 gm). MS(Cl, M+H⁺), *m/e* 315.

Step 3: Treat an EtOH solution (200 mL) of the product of Step 2 (13 g, 0.041 moles) with an aqueous solution of NaOH (50%, 12 ml, 0.26 moles).

- 5 Heat the solution at reflux for 3 h. Cool the mixture to room temperature and remove the solvent by vacuum distillation. Dissolve the residue in water (150mL) and acidify to pH 2 with concentrated HCl. Extract the product into EtOAc (2 x 100mL), wash the EtOAc layer with water (2x 50 mL), dry (MgSO₄) and remove the solvent by vacuum distillation to afford
- 10 a white solid (11.26 g). M. p. 65-67 °C. MS (Cl, M+H⁺) *m/e* 287.

- Step 4: Treat a solution of the product of Step 3 (11.26 g, 0.039 moles) in CH₂Cl₂ (300 mL) with oxalyl chloride (5.99 g, 0.047 moles, added dropwise with stirring) and a trace of DMF. Stir the mixture at room
- 15 temperature for 2 h and heat to reflux for 15 min. Cool the reaction to room temperature and concentrate to dryness under vacuum. Repeatedly dissolve the residue in toluene (2 x 100 mL) and concentrate to dryness to afford an off-white solid. Dissolve the solid in CH₂Cl₂ (100mL) and add dropwise into a cold (0°C) solution of phenol (3.7 g, 0.04 moles) in a mixture of CH₂Cl₂ (100 mL) and pyridine (15 mL). Stir at room
- 20 temperature overnight and concentrate to a yellow oil. Redissolve in CH₂Cl₂ (100 mL), wash with aq. 1 M HCl (2 x 50 mL), water (1 x 50 mL) and dry (MgSO₄). Remove the solvent by vacuum distillation to afford a light yellow solid (9.2 g). M.p. 39-40°C. MS (Cl, M+H⁺) *m/e* 363.



25

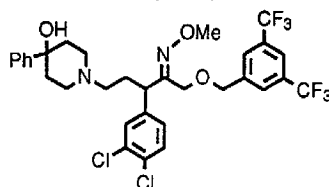
- Treat a suspension of 3.5-bis(trifluoromethyl)phenyl acetic acid (5 g, 18 mmoles) in CH₂Cl₂ (100 mL) with oxalyl chloride (4.7 g, 3.3 mL, 37 mmoles) and a trace (3 drops) of DMF. Stir the mixture at room temp.
- 30 under N₂ for 1 h and then heat to reflux for 1 h. Cool the mixture and remove the solvent in vacuo. Dilute the residue (5.2 g) with toluene (20 mL) and concentrate under reduced pressure (3 times). Dilute a portion (2.9 g, 10 mmoles) of the crude residue with CH₂Cl₂ (10 mL) and add to a rapidly stirred biphasic mixture of water (30 mL), concentrated NH₄OH and CH₂Cl₂ (30 mL). Stir the mixture an additional 15 min to obtain a
- 35 precipitate. Separate the organic phase, dilute with 10 mL of EtOAc to dissolve the precipitate and dry (MgSO₄). Remove the solvent by vacuum

- 45 -

- distillation and triturate the residue with Et₂O/hexane (30 mL, 4:1). Collect the solid (2.48 g) by vacuum filtration and dry under vacuum. Dissolve a portion of the solid (1.47 g, 5.4 mmoles) in THF (20 mL) and add solid LiAlH₄ (0.51 g, 50 mmole) in small portions. Heat the mixture to reflux for 3 h, cool and then treat with 20 mL of a mixture of CH₃OH and 2N NaOH (9:1). After rapidly stirring for 20 minutes, remove the precipitate by filtration through celite. Dilute the organic phase with EtOAc (25 mL) and extract with 1N HCl (30mL). Basify the aqueous phase with 3 N NaOH and extract with CH₂Cl₂ (2 x 30 mL). Dry the organic phase (MgSO₄) and concentrate under vacuum to give 0.22 g of the title compound. Concentrate the EtOAc layer from above under vacuum to a reddish oil and triturate with Et₂O to obtain an additional 0.11 gms of the title compound as the HCl salt. MS(Cl, M+H⁺), *m/e* 258.

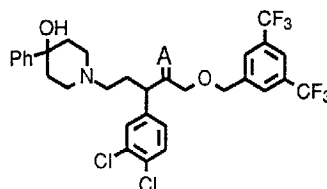
Example 1

- 15 1-[[[3,5-bis(trifluoromethyl)phenyl]methoxy]-3-(3,4-dichlorophenyl)-5-(4-hydroxy-4-phenyl-1-piperidiny)-2-pentanone O-methyloxime



- Treat a solution of the product of Preparation 4 (270 mg, 0.417 mmol) in dry pyridine (5 mL) with O-methoxyamine HCl (52 mg, 0.626 mmol, 1.5 eq) and heat to 60°C for 30 min. Allow the vessel to cool to 23°C and remove the pyridine *in vacuo*. Take up the crude product in a minimal amount of CH₂Cl₂ (2 mL) and apply to a silica gel column (2.5 cm x 15 cm) packed with hexane:EtOAc:triethylamine (66:33:1). Elute with the same solvent system to obtain 190 mg (0.281 mmol, 67%) of the title compound as a colorless foam. HRMS (FAB, M+H⁺): *m/e* calc'd for [C₃₂H₃₃N₂O₃Cl₂F₆]⁺: 677.1772, found 677.1785.

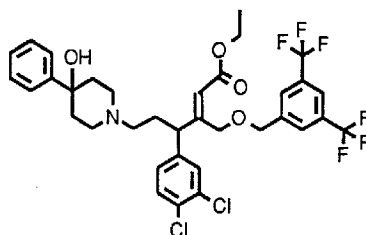
Examples 1A to 1F are prepared from the product of Preparation 4 in a procedure similar to that described for Example 1:



30

Ex.	A	Starting Material	HRMS (FAB, M+H ⁺) calc'd	HRMS Found
1A	=N-OH (Z isomer)	hydroxyl amine•HCl	663.1616	663.1625
1B	HO-N= (E isomer)	hydroxyl amine•HCl	663.1616	663.1631
1C	=N-OCH ₂ Ph	O-benzyl-hydroxyl amine•HCl	753.2085	753.2069
1D	=N-OCH ₂ CH ₃	O-ethyl-hydroxyl amine•HCl	691.1929	691.1922
1E	=N-OCH ₂ CH=CH ₂	O-allyl-hydroxyl amine•HCl	703.1929	703.1946
1F	=N-OC(CH ₃) ₃	O- <i>t</i> -butyl-hydroxyl amine•HCl	719.2242	719.2252
1G	=N-OCH ₂ COOH	H ₂ NOCH ₂ CO ₂ H•HCl		721 (M+1)
1H	=N-O(CH ₂) ₂ COOH	H ₂ NO(CH ₂) ₂ -CO ₂ H•HCl	735.1827	735.1807

Example 2



- 5 Treat a solution of triethyl phosphonoacetate (18 μ L, 0.11 mmol, 1.1 eq) in dry THF (1.5 mL) at 0°C with [(CH₃)₃Si]₂NNa (110 μ L of 1 M THF, 0.11 mmol, 1.1 eq). Stir for 30 min at 0°C and add a solution of the ketone from Preparation 4 in dry THF (1.5 mL), using THF (0.5 mL) for quantitative transfer. Allow the reaction to warm to 23°C and stir for 24 h. Quench the mixture with water and extract with CH₂Cl₂ (3 x 25 mL). Wash the combined organic layers with 5 % aqueous NaOH, dry (Na₂SO₄) and
- 10 concentrate to give the crude product as on oil. Purify by preparative TLC (0.5 mm silica gel; eluant: CH₂Cl₂/CH₃OH (saturated with ammonia) (95:5) to obtain 41 mg (.057 mmol, 57%) of the title compound as a film. HRMS (FAB, M+H⁺): *m/e* calc'd for [C₃₅H₃₆NO₄F₆Cl₂]⁺: 718.1926, found 718.1915.

Examples 3-4

Resolve the racemic compound of Example 1A by HPLC using a Daicel Chiralcel AD chiral chromatography column (2.0 cm. x 50.0 cm., 13% isopropanol in hexane). Four injections of 100 mg each provide:

5 **Example 3, the (+) isomer:**

150 mg; $t_R = 10$ min.; $[\alpha]_D^{25} = +6.5^\circ$, (c=0.01, CHCl_3)

Example 3A, the (-) isomer:

140 mg; $t_R = 17$ min.; $[\alpha]_D^{25} = -9.5^\circ$, (c=0.01, CHCl_3)

In a similar manner, resolve the compound of Example 1B to obtain

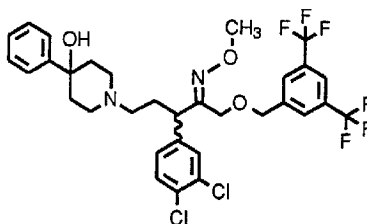
10 **Examples 4 and 4A:**

Enantiomer A: $t_R = 21$ min.; HRMS (FAB, $M+H^+$): m/e calc'd for $[\text{C}_{31}\text{H}_{31}\text{N}_2\text{O}_3\text{F}_6\text{Cl}_2]^+$: 663.1616, found 663.1601;

Enantiomer B: $t_R = 31$ min.; HRMS (FAB, $M+H^+$): m/e calc'd for $[\text{C}_{31}\text{H}_{31}\text{N}_2\text{O}_3\text{F}_6\text{Cl}_2]^+$: 663.1616, found 663.1621.

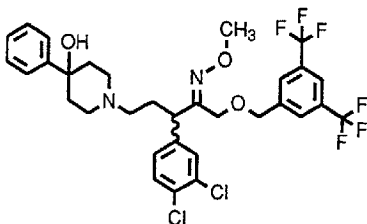
15

Prepare examples 5-6 from the products of Example 3 and 3A, respectively, in a manner similar to that described in Example 8, using CH_3I as the alkyl halide and DMF as the solvent.

Example 5

20

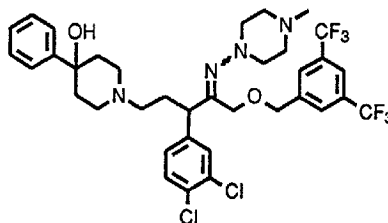
HRMS (FAB, $M+H^+$): m/e calc'd for $[\text{C}_{32}\text{H}_{33}\text{N}_2\text{O}_3\text{F}_6\text{Cl}_2]^+$: 677.1772, found 677.1769.

Example 6

25 HRMS (FAB, $M+H^+$): m/e calc'd for $[\text{C}_{32}\text{H}_{33}\text{N}_2\text{O}_3\text{F}_6\text{Cl}_2]^+$: 677.1772, found 677.1762.

- 48 -

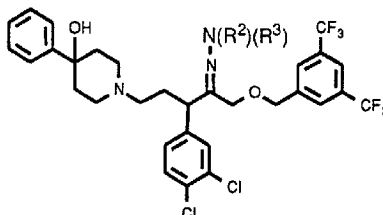
Example 7



5 Treat a solution of the ketone of Preparation 4 (100 mg, 0.154 mmol) in ethanol (3 mL) with acetic acid (3 drops) followed by 1-amino-4-methyl-piperazine. Stir the mixture at 60°C for 1 h, concentrate and triturate with water using sonication. Filter the resulting colorless solid and wash with water (3 mL) to give 86 mg (0.115 mmol, 75 %) of the product as a colorless solid, mp 48-49°C.

10 HRMS (FAB, M+H⁺): *m/e* calc'd for [C₃₆H₄₀N₄O₂Cl₂F₆]⁺: 745.2511, found 745.2502.

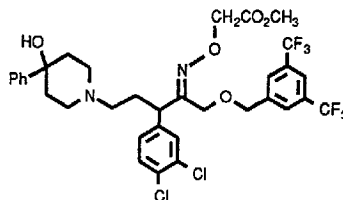
Using a similar procedure but substituting 4-aminomorpholine, dimethylhydrazine and 4-amino-1-piperazineethanol for 1-amino-4-methyl-piperazine, obtain compounds 7A, 7B and 7C, respectively, as E/Z mixtures:



15

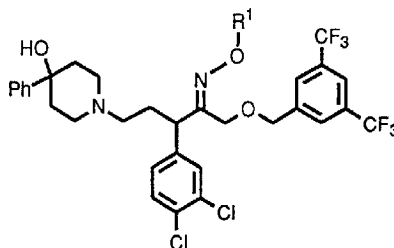
Ex.	-N(R ²)(R ³)	HRMS calc'd (FAB, M+H ⁺)	HRMS Found
7A		732.2194	732.2184
7B	-N(CH ₃) ₂	690.2089	690.2100
7C		775.2616	775.2641

Example 8




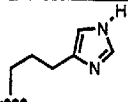
- 5 Treat a solution of Example 1A (400 mg, 0.603 mmol) in dry DMF (12 mL) at 0 °C with 60% NaH in mineral oil (48 mg), stir for 40 min and treat with methyl bromoacetate (60 μ L, 0.633 mmol, 1.05 eq). Stir for 30 min, pour into EtOAc (250 mL) / half saturated NaHCO₃ (200 mL) and extract. Wash the organic layer with water (2x100 mL), then brine (10 mL) and dry over Na₂SO₄. Purify the crude mixture by silica gel chromatography (4 x 15 cm; hex/EtOAc 1:1 w/ 2% NEt₃) to give 361.8 mg (0.492 mmol, 82%) of the pure product as an oil.
- 10 HRMS (FAB, M+H⁺): *m/e* calc'd for [C₃₄H₃₄Cl₂F₆N₂O₅]⁺: 735.1827, found 735.1839.

Using a similar procedure, treat the product of Example 1A with the appropriate alkyl halide to obtain the following compounds 8A-8L:



15

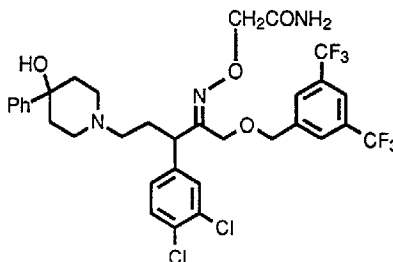
Ex.	R ¹	Alkyl Halide	HRMS calc'd (FAB, M+H ⁺)	HRMS Found
8A	-CH ₂ CH ₂ CO ₂ CH ₃	Me 3-Br-propionate	749.1956	749.1984
8B	-CH ₂ CN	Br-acetonitrile	702.1725	702.1720
8C	-CH ₂ (CH ₂) ₂ CO ₂ CH ₃	Me 4-Br-butyrates	763.2140	763.2143
8D	-CH ₂ (CH ₂) ₃ CO ₂ CH ₃	Me 5-Br-valerate	777.2297	777.2304
8E	-CH ₂ CH ₂ OH	2-Br-1-(<i>t</i> -Bu-diMe-silyloxy)-ethane*	707.1878	707.1856
8F	-CH ₂ CH ₂ OCH ₃	2-Br-ethyl Me ether	721.2035	721.2029
8G	-CH ₂ CH ₂ CH ₂ -Phthalyl	N-(3-Br-propyl)-phthalimide	850.2249	850.2248

8H	-CH ₂ CH(OH)CH ₂ OH	(+/-)-3-Br-1,2-bis-(t-Bu-diMe-silyloxy)-propane*	737.1984	737.1982
8I	-CH ₂ OCH ₃	Br-methyl Me ether	707.1878	707.1855
8J	-CH ₂ OCH ₂ CH ₂ OCH ₃	2-methoxyethoxy-Me Cl	751.2140	751.2159
8K		epibromohydrin	719.1878	719.1881
8L		4-(3-Cl-propyl)-1H-imidazole**	771.2303	771.2305

* Followed by desilylation with 1M TBAF in THF (3 h, 23°C).

** Followed by deprotection of the trityl group by stirring in PPTS/MeOH for 3 h at 60°C.

Example 9

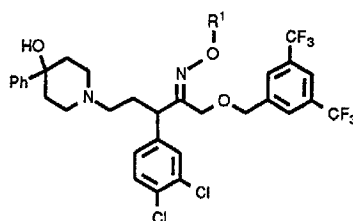


5

Treat a solution of the product of Example 8 (57 mg, 0.078 mmol) in MeOH (3mL) at 0 °C with gaseous ammonia for 5 min. After venting 2-3 times, seal the vessel with a polypropylene cap and stir until TLC shows the reaction is complete (20h) to give (56 mg, 0.078 mmol, >99%) of the pure product as a colorless powder.
 10 HRMS (FAB, M+H⁺): *m/e* calc'd for [C₃₃H₃₃Cl₂F₆N₃O₄]⁺: 720.1831, found 720.1841.

Using a similar procedure, treat the product of Example 8 with the appropriate amine to obtain the following compounds 9A, 9B and 9E; treat the product of Example 8A to obtain 9C and 9D; and treat the products of Examples 8C and 8D to obtain 9F and 9G, respectively:
 15

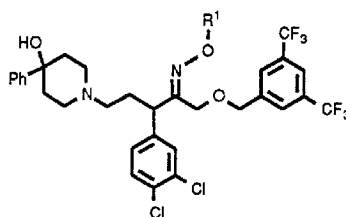
- 51 -



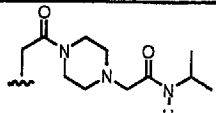
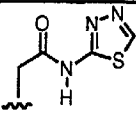
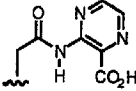
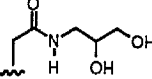
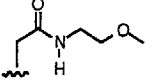
Ex.	R ¹	Amine	HRMS calc'd (FAB, M+H ⁺)	HRMS Found
9A	-CH ₂ CONHCH ₃	CH ₃ NH ₂	734.1987	734.2008
9B	-CH ₂ CON(CH ₃) ₂	(CH ₃) ₂ NH	748.2144	748.2123
9C	-CH ₂ CH ₂ CONH ₂	ammonia	734.1987	734.1976
9D	-CH ₂ CH ₂ CONHCH ₃	CH ₃ NH ₂	748.2144	748.2124
9E	-CH ₂ CONHOH	H ₂ NOH in MeOH	736.1780	736.1767
9F	-CH ₂ CH ₂ CH ₂ CONH ₂	ammonia	748.2144	748.2169
9G	-CH ₂ (CH ₂) ₃ CONH ₂	ammonia	762.2300	762.2303

Examples 10 to 18

Using the procedures described below, compounds of the following structural formula were prepared, wherein the definitions of R¹ are shown in the table below:



Ex.	R ¹	HRMS calc'd (FAB, M+H ⁺)	HRMS Found
10	-OCONHCH ₃	720.1831	720.1820
11		735.1940	735.1956
12		749.2096	749.2109
13		763.1776	763.1799

14		888.3093	888.3090
15		804.1613	804.1598
16		842.1947	842.1965
17		794.2198	794.2195
18		778.2249	778.2251

Example 10: Treat a solution of the product of Example 1 (100 mg, 0.151 mmol) in CH_2Cl_2 (1 mL) with CH_3NCO (9 μL , 0.151 mmol, 1 eq) and pyridine (18 μL , 0.227 mmol, 1.5 eq) and stir for 60 hr. Concentrate in vacuo and purify by silica gel chromatography (2.5 x 18 cm; EtOAc/Hex 2:1 w/ 2% NEt_3) to give 88 mg (0.122, mmol 81%) of the pure product as a film.

Example 11: Treat a suspension of $\text{H}_2\text{NOH}\cdot\text{HCl}$ (47 mg, 0.68 mmol, 5 eq) in ethanol with KOH in MeOH (680 μL , 0.68 mmol, 5 eq), sonicate for 5 min and then add to a solution of Example 8B (95 mg, 0.135 mmol) in ethanol (5 mL). Heat for 2.5 h at 60 $^\circ\text{C}$, filter, concentrate in vacuo and purify by silica gel chromatography (2.5 x 14 cm; $\text{CH}_2\text{Cl}_2/\text{MeOH}$ (NH_3) 95:5) to give 98.3 mg (0.134 mmol, 99%) of the product as a film.

Example 12: Use a procedure similar to that described in Example 11 using the product of Example 8B as the starting material, $\text{H}_2\text{NOCH}_3\cdot\text{HCl}$ as the alkoxyl amine and 2,2,2-trifluoroethanol as the solvent.

Example 13: Treat a solution of Example 8H (50 mg, 0.068 mmol) in 1,2-dichloroethane (1 mL) with carbonyldiimidazole (60 mg, 0.38 mmol, 5 eq), stir for 10 hr at reflux, and concentrate in vacuo. Purify by silica gel chromatography (1.5 x 121 cm; $\text{CH}_2\text{Cl}_2/\text{MeOH}$ (NH_3) 98:2) to give 40 mg (0.052mmol, 77%) as a film.

Example 14: Treat a solution of Example 1G (100 mg, 0.139 mmol) in THF (2 mL) and *N*-isopropyl-1-piperazine-acetamide (77 mg, 0.417 mmol, 3 eq) with Et_3N (29 μL , 0.209 mmol, 1.5 eq) and DEC (40 mg, 0.209 mmol,

1.5 eq), stir until complete by TLC (72 hr), and partition between EtOAc (50 mL) / 10 % citric acid (20 mL). Wash with water (25 mL), sat'd NaHCO₃ (25 mL), brine (10 mL), and dry over Na₂SO₄. Purify by silica gel chromatography (2.5 x 10 cm; CH₂Cl₂/MeOH (NH₃) 9:1) to give 36.2 mg (0.041 mmol, 29%) of the desired product as a foam.

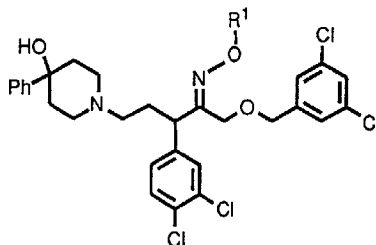
Example 15: In a similar fashion to Example 14, use 2-amino-1,3,4-thiadiazole as the amine to obtain the desired product.

Example 16: In a similar fashion to Example 14, use 3-aminopyrazine-2-carboxylic acid as the amine to obtain the desired product.

Example 17: In a similar fashion to Example 14, use (+/-)-3-amino-1,2-propanediol as the amine to obtain the desired product.

Example 18: In a similar fashion to Example 14, use 2-methoxyethyl amine as the amine to obtain the desired product.

Examples 19, 19A and 19B



15

Using the procedures described below, compounds of the structural formula above were prepared, wherein the definitions of R¹ are shown in the following table:

Ex.	R ¹	HRMS calc'd (FAB, M+H ⁺)	HRMS Found
19	-CH ₂ CN	634.1198	634.1206
19A	-CH ₂ CH ₂ OH	639.1351	639.1342
19B		667.1351	639.1342

Example 19:

Step 1: Prepare the allyl oxime ether of the product of Example 22, **Step 2**, using a procedure similar to that used in Example 1, employing *O*-allylhydroxylamine HCl as the alkoxy amine.

Step 2: Deprotect the silyl protective group in a procedure similar to that describe in Example 22, **Step 4**.

20

Step 3: Alkylate the hydroxyl group with 3,5-dichlorobenzylbromide in a procedure similar to that in Example 22.

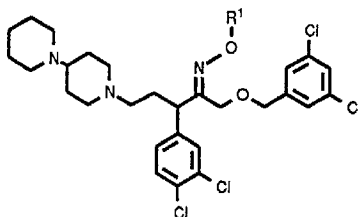
Step 4: Treat a solution of the product of step 3 (285 mg, 0.426 mmol) in 80% aqueous EtOH with Pd(PPh₃)₄ (25 mg, 0.021 mmol, 0.05 eq) and triethylammoniumformate (2.13 mL of 1M solution in THF, 5 eq) and stir at reflux for 4 h. Cool, concentrate and purify by silica gel chromatography (2.5 x 16.5 cm; hex/EtOAc 1:1 w/ 2% NEt₃) to give 185 mg (0.3095 mmol, 73%) as a film.

Step 5: Treat the product of step 4 in a similar fashion to Example 8, using BrCH₂CN as the alkyl halide.

Example 19A: Treat the product of Example 19, step 4, in a similar fashion to Example 8, using 2-bromo-1-(*t* butyldimethylsiloxy)ethane as the alkyl halide, followed by desilylation (3 h, 23°C) with 1M TBAF in THF.

Example 19B: Treat the product of Example 19 in a similar fashion to Example 11 to obtain the desired product.

Examples 20, 20A, 20B, 20C and 20D



Using the procedures described below, compounds of the structural formula above were prepared, wherein the definitions of R¹ are shown in the following table:

Ex.	R ¹	HRMS calc'd (FAB, M+H ⁺)	HRMS Found
20	-H	586.1562	586.1582
20A	-CH ₂ CN		627 (M+1)
20B		658.1885	658.1873
20C	-CH ₂ CH ₂ OH	630.1824	630.1816
20D	-CH ₃	600.1718	600.1722

Example 20: Using a procedure similar to Example 47, substitute 3,5 dichlorobenzyl alcohol for 3,5 bistrifluorobenzyl alcohol in step 1; proceed in a similar manner through steps 2, 3, and 4, using allylhydroxylamine HCl as the alkoxy amine in step 4. Proceed in a similar fashion through

steps 5 and 6, using piperidinopiperidine in place of 4-phenyl-4-piperidinyl acetamide. Treat the resultant product using a procedure similar to Example 19, step 4, to obtain the desired compound.

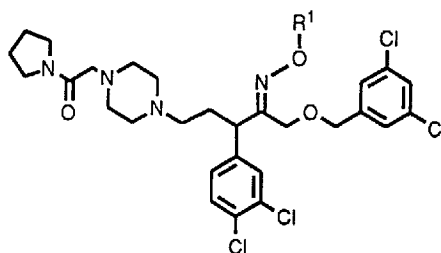
Example 20A: Treat the product of Example 20 in a similar fashion to Example 8, using BrCH_2CN as the alkyl halide to obtain the desired product.

Example 20B: Treat the product of Example 20A in a similar fashion to Example 11 to obtain the desired product.

Example 20C: Treat the product of Example 20 in a similar fashion to Example 8 using 2-bromo-1-(*t* butyldimethylsiloxy)ethane as the alkyl halide, followed by desilylation (3 h, 23°C) with 1M TBAF in THF to obtain the desired product.

Example 20D: Treat the product of Example 20 in a similar fashion to Example 8 using CH_3I as the alkyl halide to obtain the desired product.

Examples 21, 21A, 21B and 21C



Using the procedures described below, compounds of the structural formula above were prepared, wherein the definitions of R^1 are shown in the following table:

Ex.	R^1	HRMS calc'd (FAB, $\text{M}+\text{H}^+$)	HRMS Found
21	$-\text{CH}_3$	631.1620	631.1599
21A	$-\text{CH}_2\text{CH}_2\text{OH}$	659.1725	659.1708
21B	$-\text{CH}_2\text{CN}$	654.1572	654.1563
21C		687.1787	687.1797

20 Example 21

Step 1: Prepare the oxime precursor using a procedure similar Example 20, using 1-(pyrrolidinocarbonylmethyl)piperazine in place of piperidinopiperidine.

- 56 -

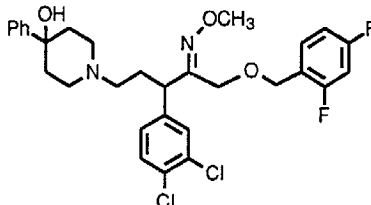
Step 2: Treat the product of step 1, in a similar fashion to Example 8, using CH_3I as the alkyl halide to obtain the desired product.

5 **Example 21A:** Treat the product of Example 21, step 1, in a similar fashion to Example 8, using 2-bromo-1-(*t*-butyldimethylsiloxy)ethane as the alkyl halide, followed by desilylation (3 h, 23°C) with 1M TBAF in THF to obtain the desired product.

Example 21B: Treat the product of Example 21, step 1, in a similar fashion to Example 8, using BrCH_2CN as the alkyl halide to obtain the desired product.

10 **Example 21C:** Treat Example 21B in a similar fashion to Example 11 to obtain the desired product.

Example 22



15 **Step 1:** β -(3,4-dichlorophenyl)- α -[[[dimethyl(1,1-dimethylethyl)silyl]oxy]-methyl]-4-hydroxy-4-phenyl-1-piperidinebutanol

Treat a solution of the diol from Preparation 3 (19.8g, 46.6 mmol), Et_3N (13 mL, 93.2 mmol) and dimethylaminopyridine (564 mg, 4.66 mmol) in CH_2Cl_2 (300 mL) with TBSCl (8.44 g, 55.9 mmol) at 0°C. Allow the resulting solution to warm to room temperature and stir for 12-18 hours.

20 Quench the reaction with water and extract with CH_2Cl_2 (3 x 200 mL), combine the organic layers, dry over MgSO_4 , filter and concentrate under reduced pressure to give the crude product. Purify by silica gel chromatography (column: 10 cm x 24 cm; pack column in CH_2Cl_2 and elute using a gradient of 100% CH_2Cl_2 to 10% $\text{CH}_3\text{OH}/\text{CH}_2\text{Cl}_2$) to obtain
25 21.5 g (39.8 mmol, 85%) of the title compound as a tan foam.

Step 2: 3-(3,4-dichlorophenyl)-1-[[[dimethyl(1,1-dimethylethyl)silyl]oxy]-5-(4-hydroxy-4-phenyl-1-piperidyl)-2-pentanone

30 Treat a solution of the alcohol from Step 1 (21.5 g, 39.8 mmol) in CH_2Cl_2 (600 mL) with PDC (22.5 g, 59.9 mmol). Stir the resulting black mixture for 12 h. Filter the reaction mixture through a plug of celite and wash plug with CH_2Cl_2 (200 mL) and EtOAc (200 mL). Concentrate the filtrate under reduced pressure to give the crude product as a black oil. Purify by silica gel chromatography (column: 10 cm x 24 cm; pack column

- 57 -

in CH₂Cl₂ and elute using a gradient of 100% CH₂Cl₂ to 5% CH₃OH(NH₃)/CH₂Cl₂ to obtain 16 g (29.9 mmol, 75%) of the title compound as a tan foam.

5 Step 3: 3-(3,4-dichlorophenyl)-1-[[dimethyl(1,1-dimethylethyl)silyl]oxy]-5-(4-hydroxy-4-phenyl-1-piperidiny)-2-pentanone O-methyloxime

Treat a solution of the ketone from Step 2 (6.6 g, 12.3 mmol) and NaOAc (6.05 g, 73.8 mmol) in EtOH (110 mL) and H₂O (27 mL) with NH₂OCH₃·HCl. Stir the resulting solution for 12-18 hours at room temperature. Concentrate under reduced pressure and partition the 10 resulting residue between CH₂Cl₂ (100 mL) and H₂O (100 mL). Extract the aqueous layer with CH₂Cl₂ (3 x 100 mL), dry the combined organic layers over MgSO₄, filter and concentrate under reduced pressure to yield the crude product as a pale oil. This product is carried on without purification to the next step. HRMS (FAB, M+H⁺): *m/e* cal'd for 15 [C₂₉H₄₃N₂O₃SiCl₂]⁺: 565.2420, found 565.2410.

Step 4: 3-(3,4-dichlorophenyl)-1-hydroxy-5-(4-hydroxy-4-phenyl-1-piperidiny)-2-pentanone O-methyloxime

Treat a solution of the crude oxime from Step 3 (≤ 12.3 mmol) in 20 THF (400 mL) with TBAF (15.4 mL, 15.4 mmol, 1M in THF) at 0°C. Stir the solution for 2 hours. Quench the reaction with water and extract the aqueous phase with EtOAc (3 x 100 mL). Dry the combined organic layers over MgSO₄, filter and concentrate under reduced pressure to give the crude product as a yellow oil. Purify by silica gel chromatography 25 (column: 7.5 cm x 20 cm; pack column in CH₂Cl₂ and elute using a gradient of 100% CH₂Cl₂ to 5% CH₃OH(NH₃)/CH₂Cl₂) to obtain 16 g (29.9 mmol, 75% from Example CAA2) of the title compound as a white solid. HRMS (FAB, M+H⁺): *m/e* cal'd for [C₂₃H₂₉N₂O₃Cl₂]⁺: 451.1555, found 451.1553.

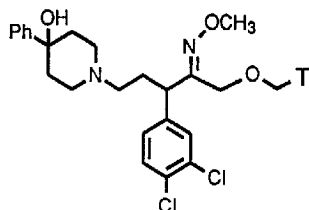
30 Step 5: 3-(3,4-dichlorophenyl)-1-[(2,4-difluorophenyl)methoxy]-5-(4-hydroxy-4-phenyl-1-piperidiny)-2-pentanone O-methyloxime

Treat a solution of the hydroxy-oxime (200 mg, 0.44 mmol) of Step 4 in DMF at 0°C with NaH (12 mg, 0.48mmol). Stir the resulting mixture for 30 mins at 0°C. Add 2,4-difluorobenzylbromide (60 μL, 0.465 mmol) in one portion and remove cooling bath. Stir the reaction for 12-18 hours at 35 room temperature. Quench the reaction with H₂O and extract with EtOAc (3 x 30 mL). Dry the combined organic layers over MgSO₄, filter and concentrate under reduced pressure to give the crude compound as a

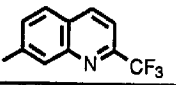
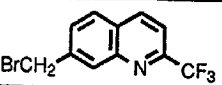
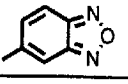
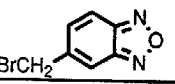
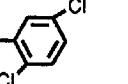
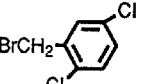
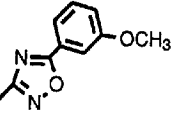
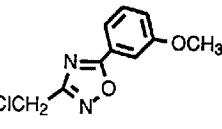
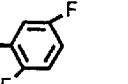
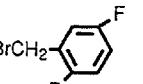
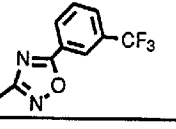
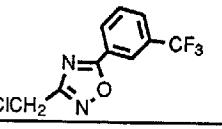
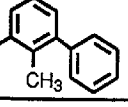
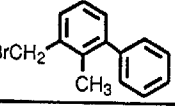
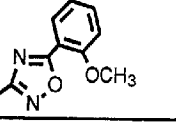
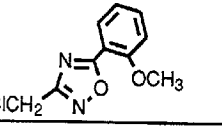
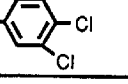
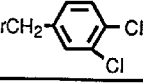
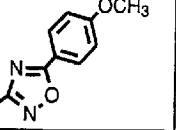
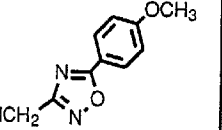
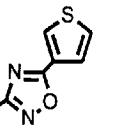
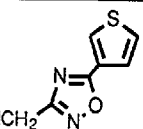
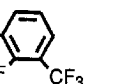
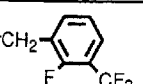
yellow oil. Purify by silica gel chromatography (column: 2.5 cm x 15 cm; pack column in 50% EtOAc/Hexane and elute using a gradient of 50-100% EtOAc/Hexane) to obtain 128mg (0.22 mmol, 50%) of the title compound as a pale oil. HRMS (FAB, M+H⁺): *m/e* cal'd for

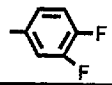
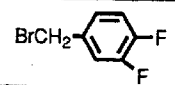
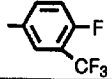
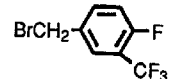
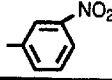
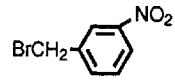
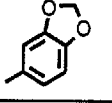
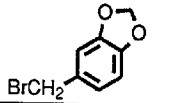
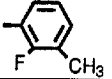
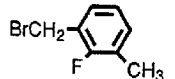
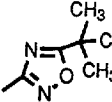
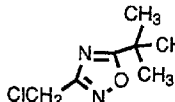
5 [C₃₀H₃₃N₂O₃Cl₂F₂]⁺: 577.1836, found 577.1832.

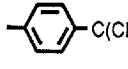
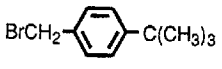

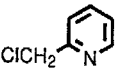
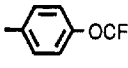
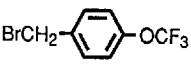
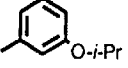
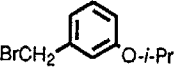
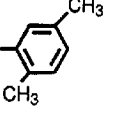
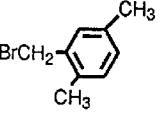
Examples 22A to 22AL, shown in the following table, are prepared from the product of Example 22, Step 4 in a procedure similar to that described for Example 22, Step 5, using the appropriate halide:

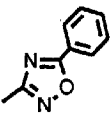
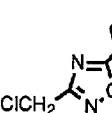
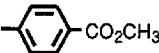
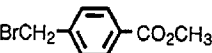

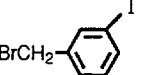
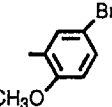
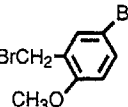


Ex.	T	Starting Material	HRMS calc'd (FAB, M+H ⁺)	HRMS Found
22A		BrCH ₂ -	566.1977	566.1982
22B		BrCH ₂ -	566.1977	566.1976
22C		BrCH ₂ -	609.1899	609.1886
22D		BrCH ₂ -	616.1981	616.1984
22E		BrCH ₂ -	609.1899	609.1906
22F		BrCH ₂ -	610.1198	610.1203
22G		BrCH ₂ -	569.2338	569.2335
22H		BrCH ₂ -	694.1618	694.1615

22I			660.2008	660.2005
22J			583.1879	583.1886
22K			609.1253	609.1253
22L			639.2141	639.2147
22M			577.1836	577.1840
22N			677.1909	677.1907
22O			631.2494	631.2499
22P			639.2141	639.2141
22Q			609.1245	609.1241
22R			639.2141	639.2135
22S			615.1600	615.1613
22T			627.1804	627.1813

22U			577.1836	577.1845
22V			627.1804	627.1813
22W			586.1876	586.1873
22X			585.1923	585.1916
22AK			573.2087	673.2096
22AL			589.2348	589.2342

Ex.	T	Starting Material	Analysis Calc'd	Analysis Found
22Y			C, 68.33; H, 7.08; N, 4.69 [C ₃₄ H ₄₂ N ₂ - O ₃ Cl ₂]	C, 67.99; H, 7.38; N, 4.79
22Z			C, 63.68; H, 6.17; N, 7.68 [C ₂₉ H ₃₃ N ₃ - O ₃ Cl ₂ .0.25 H ₂ O]	C, 63.54; H, 6.43; N, 7.68
22AA			C, 57.86; H, 5.48; N, 4.35 [C ₃₁ H ₃₃ N ₂ - O ₄ Cl ₂ F ₃ . H ₂ O]	C, 58.16; H, 5.43; N, 4.45
22AB			C, 64.18; H, 6.85; N, 4.54 [C ₃₃ H ₄₀ N ₂ - O ₄ Cl ₂ .H ₂ O]	C, 64.03; H, 7.06; N, 4.77
22AC			C, 62.12; H, 6.29; N, 4.42 [C ₃₂ H ₃₈ N ₂ - O ₃ Cl ₂ .0.75 CH ₂ Cl ₂]	C, 62.37; H, 6.85; N, 4.53

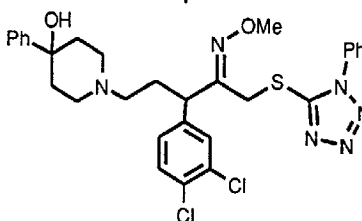
22AD			C, 60.28; H, 6.01; N, 8.79 [C ₃₂ H ₃₅ N ₄ - O ₄ Cl ₂ - 1.5H ₂ O]	C, 60.3; H, 6.02; N, 8.60
22AE			C, 60.47; H, 6.34; N, 4.41 [C ₃₂ H ₃₆ N ₂ - O ₅ Cl ₂ - 2H ₂ O]	C, 59.79; H, 6.34; N, 4.67
22AF			C, 51.89; H, 5.23; N, 4.03 [C ₃₀ H ₃₃ N ₂ - O ₃ Cl ₂ I- 1.5H ₂ O]	C, 51.73; H, 5.22; N, 3.98
22AG			C, 53.54; H, 5.80; N, 4.03 [C ₃₁ H ₃₅ N ₂ - O ₄ BrCl ₂ - 2.5H ₂ O]	C, 53.47; H, 5.49; N, 4.14

Example 22AH: Using 2-acetoxy-1-bromo-1-phenylethane as the halide, prepare 1-(acetyloxy)-3-(3,4-dichlorophenyl)-5-(4-hydroxy-4-phenyl-1-piperidiny)-2-pentanone O-methyloxime. HRMS (FAB, M+H⁺): *m/e* cal'd for [C₂₅H₃₁N₂O₄Cl₂]⁺: 493.1661, found 493.1652.

- 5 **Example 22AI:** Using α -methylbenzylbromide as the halide, prepare 3-(3,4-dichlorophenyl)-5-(4-hydroxy-4-phenyl-1-piperidiny)-1-(1-phenylethoxy)-2-pentanone O-methyloxime. HRMS (FAB, M+H⁺): *m/e* cal'd for [C₂₁H₂₇N₂O₃Cl₂]⁺: 555.2181, found 555.2181.

- 10 **Example 22AJ:** Using cinnamoylbromide as the halide, prepare 3-(3,4-dichlorophenyl)-1-[3-phenyl-2-propenyloxy]-5-(4-hydroxy-4-phenyl-1-piperidiny)-2-pentanone O-methyloxime. Mass spectrum (FAB): 567.

Example 23



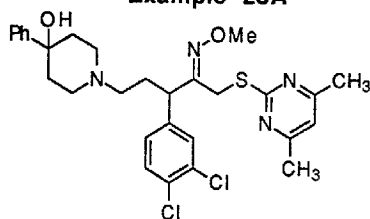
- 15 Treat the product of Example 22, Step 4 (0.203 g) in THF (5 mL) at 0°C with 1-phenyl-5-mercaptotetrazole (0.16 g), stir for 30-40 min. and add this mixture to a solution of DEAD (142 μ L) and Ph₃P (0.236 g) in THF

- 62 -

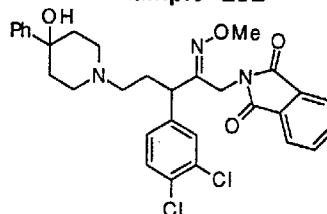
(2.5 mL) also at 0°C. Stir the combined mixture for 30 min. and evaporate the solvent under reduced pressure. Purify the residue by silica gel chromatography eluting with mixtures of NH₃/MeOH/CH₂Cl₂ to give the title compound (0.038 g). Analysis: Calc'd for C₃₀H₃₂N₆O₆Cl₂S. H₂O; C,

5 57.23, H, 5.44, N, 13.25. Found: C, 57.70, H, 5.17, N, 12.91.

Using the product of Example 22, Step 4, as starting material in the procedure of Example 23, prepare Examples 23A and 23 B, using 4,6-dimethylpyrimidine-2-thiol and phthalimide, respectively:

Example 23A

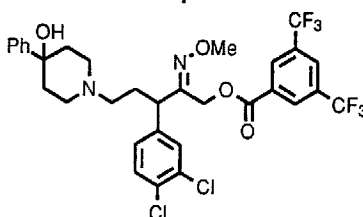
10

Example 23B

Example 23A: HRMS (FAB, M+H⁺): m/e calc'd for [C₂₉H₃₅N₄O₂SCl₂]⁺: 573.1858, found 573.1845.

Example 23B: HRMS (FAB, M+H⁺): m/e calc'd for [C₃₁H₃₂N₃O₄Cl₂]⁺: 580.1770, found 580.1771.

15

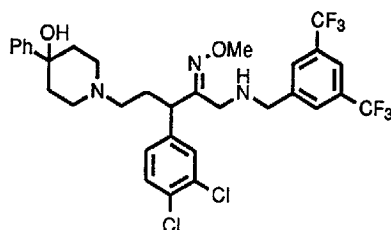
Example 24

Treat the product of Example 22, Step 4 (0.18 g) with HOBT (54 mg) and 3,5-bis-trifluorobenzoic acid (0.13 g) in CH₂Cl₂ (40 mL) at 0°C. To this cooled mixture add DEC (76 mg) and stir for a further 18 h. Wash the solution with H₂O (20 mL), dry the organic layer over MgSO₄, filter and evaporate give a foam. Purify the crude product by silica gel chromatography eluting with mixtures NH₃/MeOH/CH₂Cl₂ to give the title compound (0.18 g). Analysis: Calc'd for C₃₂H₃₀N₂O₄Cl₂F₆. 1.5H₂O; C,

25

- 63 -

Example 25



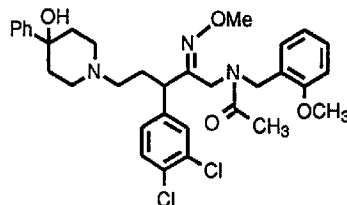
Step 1: Add the product of Example 22, Step 4 (1.8 g) and TFA (0.31 μ L) to *o*-iodoxybenzoic acid (2.24 g) in DMSO (20 mL). Stir the mixture for 2 h and add ice/H₂O (50 mL), conc. NH₄OH soln. (5 mL) and EtOAc (50 mL). Stir the mixture and filter to remove solids. Wash the solid residue with H₂O (2X20 mL) and EtOAc (2X20 mL). Combine the filtrates, separate the organic layer and wash with H₂O (2X25 mL), dry over MgSO₄, filter and evaporate to give 3-(3,4-dichlorophenyl)-5-(4-hydroxy-4-phenyl-1-piperidyl)-2-(2-methoxyimino)pentanal (1.8 g) as a foamy solid. Mass spectrum (FAB): 449.

Step 2: Treat the product of Step 1 (0.2 g) in CF₃CH₂OH (5 mL) with 3Å molecular sieves (1.0 g) and 3,5-bis(trifluoromethyl)benzylamine (0.14 g). Stir the mixture for 90 min. and add NaBH₃CN (0.12 g). After 18 h. filter the reaction mixture through a pad of celite, rinse the celite with MeOH (10 mL) and evaporate the combined filtrates. Partition the residue between CH₂Cl₂ (15 mL) and 20% KOH (15 mL). Separate the organic layer and extract the aqueous layer with CH₂Cl₂ (2X20 mL). Combine the organic extracts, dry over MgSO₄, filter and evaporate to give a solid. Purify the crude by silica gel chromatography eluting with NH₃/MeOH/CH₂Cl₂ mixtures to give the title compound (0.1 g). HRMS (FAB, M+H⁺): m/e calc'd for [C₃₂H₃₄N₃O₆Cl₂F₆]⁺: 676.1932, found 676,1940.

Example 25A: 3-(3,4-Dichlorophenyl)-5-(4-hydroxy-4-phenyl-1-piperidyl)-1-[[2-methoxyphenyl)methyl]amino]-2-pentanone O-methyloxime.

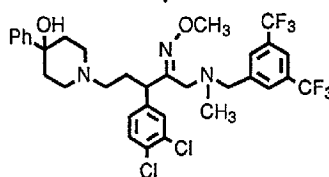
Using the product of Example 25, Step 1 as starting material, prepare the compound of Example 25A using 2-methoxybenzylamine in a procedure similar to that described in Example 25, Step 2. HRMS (FAB, M+H⁺): m/e calc'd for [C₃₁H₃₇N₃O₃Cl₂]⁺: 570.2290, found 570.2291

- 64 -

Example 26

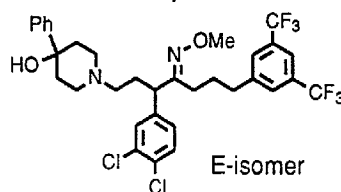
- Treat the product of Example 25A (50 mg) in CH_2Cl_2 (5 mL) with HOBT (12.4 mg) and AcOH (1 mL) and cool to 0°C . To the cold solution, add DEC (17.6 mg) and stir for a further 18 h. Wash the reaction mixture with 10% NH_4OH soln. (3 mL). Reextract the aqueous layer with CH_2Cl_2 (3X3 mL), combine the organic portions, dry over MgSO_4 , filter and evaporate to give a solid. Purify the crude by silica gel chromatography eluting with $\text{NH}_3/\text{MeOH}/\text{CH}_2\text{Cl}_2$ mixtures to give the title compound (0.042 g).

Analysis: Calc'd for $\text{C}_{33}\text{H}_{39}\text{N}_3\text{O}_4\text{Cl}_2 \cdot 0.5\text{H}_2\text{O}$; C, 63.76, H, 6.49, N, 6.76. Found: C, 63.83, H, 6.85, N, 6.95.

Example 27

- Treat the product obtained in Preparation 5A in a similar manner to the procedures described in Preparation 4 and Example 1 to obtain the desired product.
- HRMS (FAB, $\text{M}+\text{H}^+$): m/e cal'd for $[\text{C}_{33}\text{H}_{36}\text{N}_3\text{O}_2\text{Cl}_2\text{F}_6]^+$: 690.2089, found 690.2085.

20

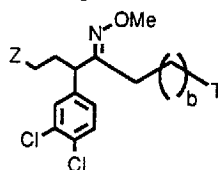
Example 28

- Dissolve the product of Preparation 9 in anhydrous CH_3OH , filter, add 0.82 g (4.6 mmol) of 4-phenyl-4-hydroxypiperidine and 1.1 g of MgSO_4 , and stir 30 min at room temperature. Add NaCNBH_3 (0.40 g, 6.38 mmol) and stir at room temperature under N_2 for 15 h. Filter and

evaporate in vacuo. Partition the residue between CH_2Cl_2 (150 ml) and H_2O . Wash the organic layer with brine, dry (MgSO_4), filter and evaporate in vacuo (1.90 g). Purify by flash chromatography (50 g SiO_2 ; eluant: hexane:EtOAc (70:30)) to obtain 1.06 g (61.63%) of the crystalline

- 5 hemihydrate of the title compound. M.p. 115-118°C. FAB-MS: m/z 675 ($[\text{C}_{33}\text{H}_{34}^{35}\text{Cl}_2\text{F}_6\text{N}_2\text{O}_2 + \text{H}]^+$, 100%). Maleate hemihydrate m.p. 56-60°.

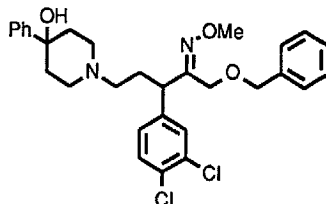
Use the appropriate aldehyde from Preparation 9 and the appropriate amine in the procedure of Example 28 to obtain the compounds shown in the following table:



10

Ex.	Z	b	T	Isomer	Physical Data
28A		2		Z	maleate • 1/2 H ₂ O: m.p. 61-65°C
28B		2		E	dimalate: m.p.: 193-195.5°C
28C		1		E	FAB-MS: m/z 661 ($[\text{C}_{32}\text{H}_{32}^{35}\text{Cl}_2\text{F}_6\text{N}_2\text{O}_2 + \text{H}]^+$, 100%).
28D		1		E	maleate • 1/2 H ₂ O: m.p.: 126-130°C
28E		1		E	maleate: m.p.: 153-156°C
28F		1		Z	maleate • H ₂ O: m.p. 70-73°C

- 66 -

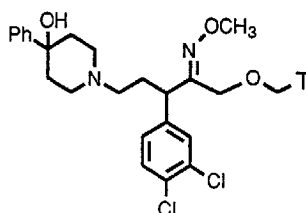
Example 29

- Step 1: Treat the product of Preparation 3 (0.469 g) in a solution of THF (1 mL) and DMF (1mL) at 0°C with NaH (50 mg), stir for 15 min., then add
- 5 benzyl bromide (0.145 mL). Stir the resulting mixture for 18 h , evaporate the solvent under reduced pressure and partition the residue between CH₂Cl₂ (50 mL) and H₂O (50 mL). Separate the organic layer, wash with brine (50 mL) dry over MgSO₄, filter and evaporate. Purify the product by silica gel chromatography eluting with NH₃/MeOH/CH₂Cl₂ mixtures to
- 10 give α-[[phenylmethoxy]methyl]-β-(3,4-dichlorophenyl)-4-hydroxy-4-phenyl-1-piperidinol (0.2 g).

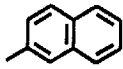
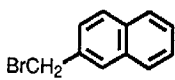
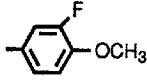
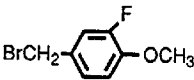

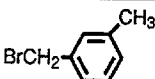



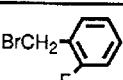

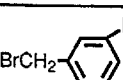

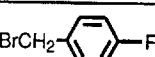

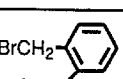
Step 2: Oxidize the product of Step 1 (0.1 g) according to the procedure of Preparation 4 to give 1-[[phenylmethoxy]methyl]-3-(3,4-dichlorophenyl)-5-(4-hydroxy-4-phenyl-1-piperidiny)-2-pentanone (0.178 g).

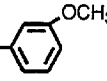
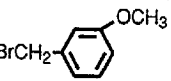
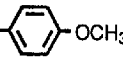
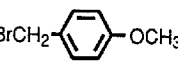
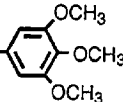
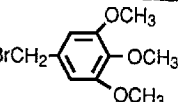
- 15 Step 3: Treat the product of Step 2 (0.16 g) with O-methoxylamine HCl as in the procedure of Example 1 to obtain the title compound (0.14 g).
HRMS (FAB, M+H⁺): m/e calc'd for [C₃₀H₃₅N₂O₃Cl₂]⁺: 541.2025, found 541.2018

- Using the product of Preparation 3 and the appropriate
- 20 halide, prepare the compounds of Examples 29A to 29K, shown in the following tables, using a procedure similar to that described in Example 29:

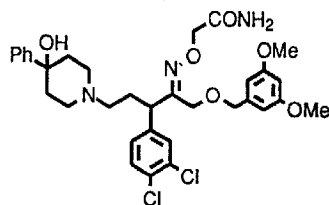


25

Ex.	T	Starting Material	HRMS calc'd (FAB, M+H ⁺)	HRMS Found
29A			591.2181	591.2161
29B			589.2036	589.2029
29C			555.2181	555.2186
29D			555.2181	555.2170
29E			559.1931	559.1931
29F			559.1931	559.1925
29G			559.1931	559.1925
29H			571.2130	571.2145

Ex.	T	Starting Material	Analysis Calc'd	Analysis Found
29I			C, 60.35; H, 6.21; N, 4.54 [C ₃₁ H ₃₆ N ₂ - O ₄ Cl ₂ .HCl, 0.5H ₂ O]	C, 60.32; H, 6.23; N, 4.63
29J			C, 64.64; H, 6.39; N, 4.86 [C ₃₁ H ₃₆ N ₂ - O ₄ Cl ₂ .0.25 H ₂ O]	C, 64.61; H, 6.41; N, 4.89
29K			C, 61.36; H, 6.49; N, 4.34 [C ₃₃ H ₄₀ N ₂ - O ₆ Cl ₂ .0.8H ₂ O]	C, 61.43; H, 6.40; N, 4.38

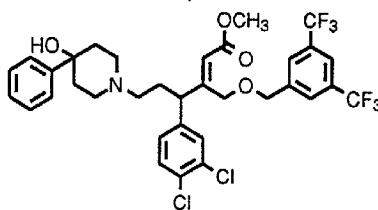
- 68 -

Example 30

Step 1: Using the procedure of Example 29, replace O-methoxyamine HCl with hydroxylamine in Step 3 obtain 2-[[[2-(3,4-dichlorophenyl)-1-
5 [[(3,5-dimethoxyphenyl)methoxy]methyl]-4-(4-hydroxy-4-phenyl-1-piperidinyl)-2-pentanone oxime.

Step 2: Treat the product of Step 1 (0.40 g) in DMF (10 mL) at 0°C with NaH (55 mg) then methylbromoacetate (0.115 g). Stir the mixture and allow to warm to room temperature over 2 h. Partition the reaction mixture
10 between EtOAc (50 mL) and H₂O (15 ml). Separate the organic layer, wash with H₂O (2 X 15 mL), dry over MgSO₄, filter and evaporate. Purify the residue by silical gel chromatography eluting with mixtures of NH₃/MeOH/CH₂Cl₂ to give methyl-2-[[[2-(3,4-dichlorophenyl)-1-[(3,5-dimethoxyphenyl)methoxy]methyl]-4-(4-hydroxy-4-phenyl-1-
15 piperidinyl)butylidene]amino]oxy]acetate (0.32 g).

Step 3: Treat the product of Step 2 with 4% NH₃/CH₃OH (10 mL) in a sealed bottle and stir for 3 days at room temperature. Evaporate the solution to dryness and purify by silical gel chromatography eluting with mixtures NH₃/MeOH/CH₂Cl₂ to give the title compound (0.25 g).
20 HRMS (FAB, M+H⁺): m/e calc'd for [C₃₃H₃₉N₃O₆Cl₂]⁺: 644.2294, found 644.2282.

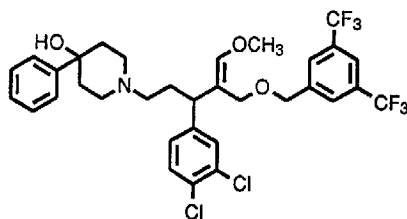
Example 31

Using a procedure similar to that described in Example 8,
25 treat the ketone of Preparation 4 with diethyl methylphosphonoacetate to obtain the title compound as an E/Z mixture.

HRMS (FAB, M+H⁺): m/e calc'd for [C₃₄H₃₄Cl₂F₆NO₄]⁺: 704.1769, found 704.1757.

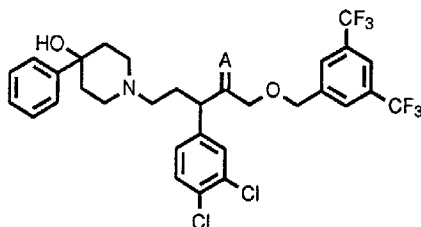
- 69 -

Example 32



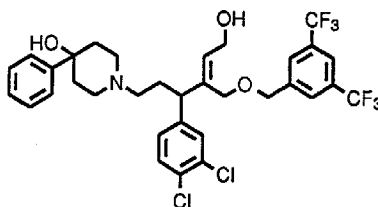
- Treat a suspension of $(\text{CH}_3\text{OCH}_2)\text{Ph}_3\text{PBr}$ (0.21 g, 0.6 mmol) in dry THF (10 mL) with $\text{NaN}(\text{TMS})_2$ (0.6 mL of a 1.0 M solution in THF) at 5 °C. After 30 minutes, add the product of Preparation 4 (0.05 g, 0.08 mmol) in dry THF (5 mL) and slowly warm the reaction to room temperature over 1 hour. Stir for 3 hours at room temperature and quench by the addition of water. Extract with CH_2Cl_2 (3 x 25 mL). Wash the combined organics with brine, dry (Na_2SO_4) and concentrate. Purify the crude material on two preparative TLC plates (20 x 20 cm, 0.5 mm thickness) eluting with CH_2Cl_2 and CH_3OH saturated with ammonia (98:2) followed by reelution with hexane and 2-propanol (90:10) to provide the product (24 mg, 47%) as a white sticky foam (E/Z mixture). HRMS (FAB, $\text{M}+\text{H}^+$): m/e calc'd for $[\text{C}_{33}\text{H}_{34}\text{Cl}_2\text{F}_6\text{NO}_3]^+$: 676.1821, found 676.1834.

Use the appropriate alkyl-substituted Wittig reagents (alkyl- PPh_3Br) in the procedure of Example 32, to prepare the following compounds:

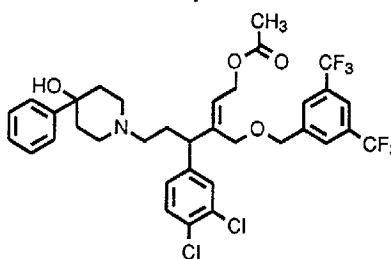


Ex.	=A	HRMS calc'd (FAB, $\text{M}+\text{H}^+$)	HRMS Found
32A	= CH_2	646.1714	646.1730
32B	= $\text{CH}-\text{CH}_3$	660.1870	660.1864
32C	= $\text{CH}-\text{CH}_2-\text{CH}_3$	674.2027	674.2013

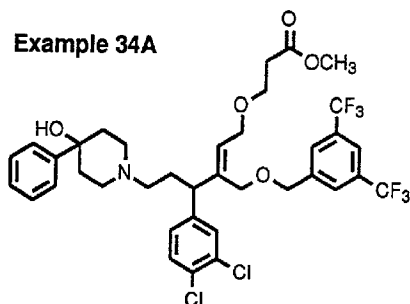
- 70 -

Example 33

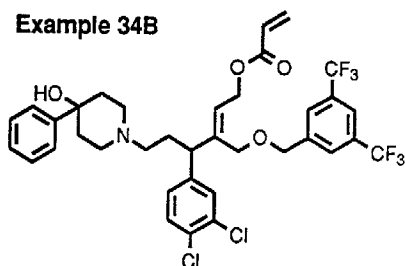
- 5 Treat the product of Example 31 (0.69 g, 0.98 mmol) in dry CH_2Cl_2 (30.0 mL) at 0°C with a solution of DiBAL-H (3.9 mL of a 1 M solution in CH_2Cl_2). Warm to room temperature and stir for 15 minutes. Quench by slowly adding saturated aqueous Na_2SO_4 . Dilute with water and extract with CH_2Cl_2 (3 x 50 mL), wash with brine, dry (Na_2SO_4) and concentrate. Purify the crude material on a flash column (100 g SiO_2 ; eluant $\text{CH}_2\text{Cl}_2:\text{CH}_3\text{OH}$ saturated with ammonia 95:5) to give the desired
- 10 product as a white powder (0.52 g, 79%).
HRMS (FAB, $\text{M}+\text{H}^+$): m/e calc'd for $[\text{C}_{33}\text{H}_{34}\text{Cl}_2\text{F}_6\text{NO}_3]^+$: 676.1820, found 676.1815.

Example 34

- 15 Treat the product of Example 33 (0.5 g, 0.7 mmol) in dry THF (20 mL) with NaH (0.28 g of a 60 % dispersion in mineral oil, 7 mmol) and acetic anhydride (0.36 g, 3.5 mmol) at room temperature and stir for 18 hours. Cool to 0°C and treat with CH_2Cl_2 (50 mL) and water (10 mL). Wash the organic layer with water, dry (Na_2SO_4) and concentrate. Purify the crude material on a flash column (SiO_2 ; elute with $\text{CH}_2\text{Cl}_2:\text{CH}_3\text{OH}$ saturated with ammonia 95:5) to give the desired product as a white foam (0.42 g, 79%).
- 20 HRMS (FAB, $\text{M}+\text{H}^+$): m/e calc'd for $[\text{C}_{35}\text{H}_{36}\text{Cl}_2\text{F}_6\text{NO}_4]^+$: 718.1926, found 718.1922.
- 25 Using the product of Example 33 as the starting material and the appropriate electrophile in the procedure of Example 34, the following compounds are prepared:

Example 34A

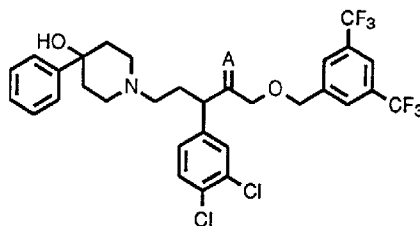
HRMS (FAB, M+H⁺): m/e
 calc'd for [C₃₇H₃₉Cl₂F₆NO₅]⁺:
 762.2188, found, 762.2185.

Example 34B

HRMS (FAB, M+H⁺): m/e
 calc'd for [C₃₆H₃₆Cl₂F₆NO₄]⁺:
 730.1926, found 730.1925.

Examples 35, 35A, 35B, 35C

Using the procedures described below, compounds of the following structural formula were prepared, wherein the definitions of A are shown in the table below:



5

Ex.	=A	HRMS calc'd (FAB, M+H ⁺)	HRMS Found
35	=CH-CH ₂ -N ₃	701.1885	701.1885
35A	=CH-CH ₂ -NH ₂	675.1980	675.1979
35B	=CH-CH ₂ -N(CH ₃) ₂	703.2293	703.2290
35C	=CHCH ₂ N[(CH ₂) ₂ OH] ₂	763.2504	763.2502

Example 35: Treat the product of Example 34 (0.8 g, 0.11 mmol) in THF/H₂O (5:2, 4 mL) with NaN₃ (0.036 g, 5 mmol) and Pd(PPh₃)₄ (0.013g, 0.01 mmol) and heat to reflux for 1 hour. Cool to room temperature and dilute with Et₂O (10 mL). Separate the organic layer and extract the

- 72 -

aqueous layer with additional Et₂O (2 x 5 mL). Wash the combined organic layers with brine, dry (Na₂SO₄) and concentrate. Purify the crude material on a flash column (SiO₂; elute with CH₂Cl₂:CH₃OH saturated with ammonia 95:5) to give the desired product as a white sticky foam (0.039 g, 51%).

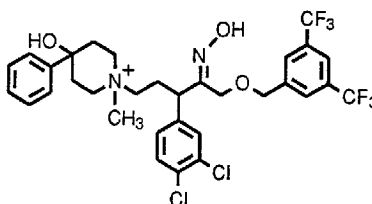
Example 35A: Treat the product of Example 35 (0.21 g, 0.3 mmol) in THF (20 mL) with Ph₃P (0.095 g, 0.36 mmol) and water (0.25 mL) at room temperature and stir for 2 hours. Add additional Ph₃P (0.1 g) and stir for 30 minutes. Concentrate and purify the crude product on a flash column (SiO₂; elute with CH₂Cl₂:CH₃OH saturated with ammonia 90:10) to give the desired product as a dark foam (0.11 g, 50%).

HRMS (FAB, M+H⁺): m/e calc'd for [C₃₃H₃₅Cl₂F₆N₂O₂]⁺: 675.1980, found 675.1979.

Example 35B: Use the product of Example 34 as the starting material and dimethylamine in the procedure of Example 35 with THF as the solvent to obtain the desired product.

Example 35C: Use the product of Example 34 as the starting material and diethanolamine in the procedure of Example 35 with THF as the solvent to obtain the desired product.

20

Example 36

Treat the product of Example 1A (0.036 g, 0.05 mmol) with CH₃I (1 mL) at room temperature and place in the refrigerator for 18 h. Remove the excess CH₃I under a stream of N₂. Dissolve the residue in CH₃OH and add water until turbid. When crystals have formed, remove the solvent with a pipette. Wash the crystals with water and pump dry to give the product as a white solid (0.031 g, 78%).

HRMS (FAB, M+H⁺): m/e calc'd for [C₃₂H₃₃Cl₂F₆N₂O₃]⁺: 677.1772, found 677.1765.

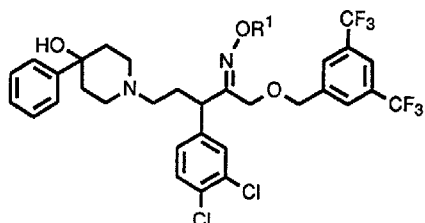
30

Examples 37 to 37E

Using the product of Example 1A in the procedure described in Example 8, reacting with 4-bromobutyronitrile, 5-bromovaleronitrile and 6-bromocapronitrile, respectively, the products of Examples 37 to 37E

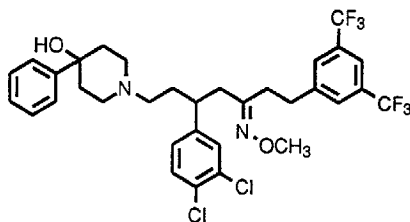
- 73 -

were obtained; subsequent treatment with hydroxylamine as described in Example 11 resulted in compounds 37C to 37E.



Ex.	R ¹	HRMS calc'd (FAB, M+H ⁺)	HRMS Found
37	-(CH ₂) ₃ -CN	730.2038	730.2023
37A	-(CH ₂) ₄ -CN	744.2194	744.2189
37B	-(CH ₂) ₅ -CN	758.2351	758.2353
37C	-(CH ₂) ₃ -C(NH ₂)=NOH	763.2253	763.2263
37D	-(CH ₂) ₄ -C(NH ₂)=NOH	777.2409	777.2390
37E	-(CH ₂) ₅ -C(NH ₂)=NOH	791.2566	791.2575

Example 38



- 5 **Step 1:** Cool a solution of CH₃P(O)(OCH₃)₂ (0.55 g, 4.4 mmol) in dry THF (10 mL) to -78°C and add n-BuLi (2.75 mL of a 1.6 M solution in hexanes) dropwise. Stir for 45 min at -78°C and add a solution of 4-(3,4-dichlorophenyl)glutaric anhydride (0.52 g, 2 mmol) in dry THF (5 mL). Stir for 2
- 10 hours at -78°C and quench by adding 1 N HCl (15 mL). Extract with EtOAc (3 x 25 mL), wash the combined organic layers with brine, dry (Na₂SO₄) and concentrate. Purify the crude material on a flash column (100 g SiO₂; elute with EtOAc:CH₃OH:HOAc 90:10:2) to give an oil (0.55 g, 75%).
- 15 **Step 2:** Add K₂CO₃ (1.0 g, 7.2 mmol) to a solution of the product of step 1 (2.0 g, 5.2 mmol) and 3,5-bis(trifluoromethyl)benzaldehyde (1.9 g, 7.9 mmol) in dry CH₃CN (60 mL) at room temperature. Stir for 5 hours and filter the crude reaction mixture through filter paper. Concentrate and

- 74 -

purify the crude reaction through a flash column (SiO₂; elute with EtOAc: CH₃OH: HOAc 90:10:2) to give a white solid (2.0 g, 77%).

5 Step 3: React the product of step 2 (5.8 g, 11.6 mmol) with H₂ gas (balloon) in the presence of 10% Pd/C (0.58 g, 10 % w/w) for 3 hours at room temperature. Pass the crude reaction through a short pad of silica gel eluting with EtOAc to give 3.7 g of product (64%) to be used directly in the next step.

10 Step 4: Treat a cooled (0°C) solution of 4-phenyl-4-hydroxypiperidine (1.6 g, 8.9 mmol) in DMF (50 mL) with 4-methylmorpholine (0.89 g, 8.9 mmol), HOBT (1.0 g, 7.4 mmol) and the product of step 3 (3.7 g, 7.4 mmol). Stir at 0°C for 30 min and room temperature for 6 h. Concentrate and dilute the residue with 1:1 water:EtOAc (200 mL). Wash the organic layer with brine, dry (Na₂SO₄) and concentrate. Purify the crude reaction product on a
15 flash column (SiO₂; elute with EtOAc: hexane 4:5) to give a white foam (1.45 g, 35%).

Step 5: Treat a solution of the product of step 4 (0.5 g, 0.75 mmol) in pyridine (30 mL) with CH₃ONH₂·HCl (0.1 g, 1.2 mmol) and heat to 60°C for 1.5 hours. Concentrate and purify the residue on a flash column (SiO₂; elute with CH₂Cl₂:CH₃OH saturated with ammonia 95:5) to give the title
20 compound (0.52g, 99%) as a white solid and a mixture of E and Z oxime isomers.

Step 6: Treat a solution of the product of step 5 (0.2 g, 0.29 mmol) in CH₂Cl₂ (15 mL) at 0°C with DiBAL-H (64 μL of a 1 M solution in CH₂Cl₂). After 10 minutes, quench by the addition of saturated aqueous Na₂SO₄,
25 dry by the addition of solid Na₂SO₄ and concentrate. Purify the crude material on two preparative TLC plates eluting with CH₂Cl₂:CH₃OH saturated with ammonia 95:5 to give the title compound (0.027 g, 14% of oxime isomer A and 0.046 g, 24% of oxime isomer B).

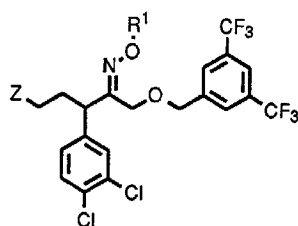
30 Isomer A: HRMS (FAB, M+H⁺): m/e calc'd for [C₃₃H₃₅Cl₂F₆N₂O₂]⁺: 675.1980, found 675.1986.

Isomer B: HRMS (FAB, M+H⁺): m/e calc'd for [C₃₃H₃₅Cl₂F₆N₂O₂]⁺: 675.1980, found 675.1986.

Example 39

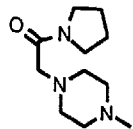
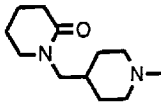
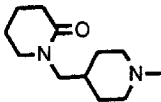
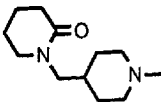
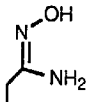
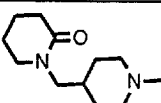
35 The compounds described in Examples 39 to 39N are prepared in a similar manner to that described in Example 20, using the appropriate oxime and the appropriate amine:

- 75 -

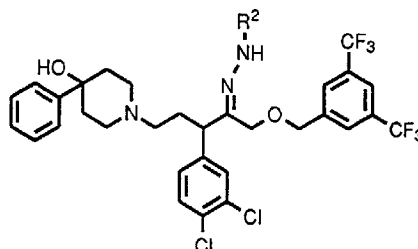


Example	Z	R ¹	HRMS (FAB, M+H ⁺) Calculated	HRMS (FAB, M+H ⁺) Found
39		-(CH ₂) ₂ OH	734.1987	734.2001
39A		H	654.2089	654.2082
39B		-(CH ₂) ₂ OH	698.2351	698.2349
39C		-CH ₂ CN	729.1834	729.1834
39D			762.2049	762.2042
39E		-CH ₂ CN	693.2198	693.2206
39F			726.2412	726.2412
39G		H	683.1990	683.1993
39H		-CH ₂ CN	722.2099	722.2088
39I			755.2314	755.2305

- 76 -

39J		-(CH ₂) ₂ OH	727.2253	727.2229
39K		H	682.2038	682.2042
39L		-CH ₂ CN	721.2147	721.2136
39M			754.2362	754.2371
39N		-(CH ₂) ₂ CN	726.2300	726.2283

Examples 40 and 40A



Example 40: R² is -C(O)NH₂

- 5 Reflux the product of Preparation 4 (52 mg) in EtOH (1.5 mL) with semicarbazide HCl (75 mg) and KOAc (75 mg) for 1 h. Extract the resultant mixture with water, NaHCO₃ and CH₂Cl₂, dry the organic layer and evaporate to obtain a white foam. MASS (FAB, M+H⁺) m/e 705.

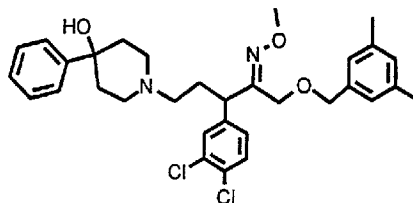
Example 40A: R² is -C(O)CH₃

- 10 Reflux the product of Preparation 4 (42 mg) in EtOH (1.5 mL) with acetylhydrazide (80 mg) and HOAc (25 mg) for 1 h. Extract as in Example 40 and isolate the product by preparative TLC on silica gel, eluting with CH₂Cl₂:CH₃OH (12:1) to obtain the desired compound as a foam. MASS (FAB, M+H⁺) m/e 704

15

- 77 -

Example 41

**Step 1:** 3-(3,4-dichlorophenyl)-dihydro-2(3H)-furanone

- Heat $[(\text{CH}_3)_3\text{Si}]_2\text{NLi}$ (230 ml, 1.0 M in THF) under N_2 to 45°C and
- 5 add 3,4 dichlorophenyl acetic acid methyl ester (40 g, 0.183 moles) dissolved in 60 ml of dry THF dropwise over 2 h. Stir the solution at 45°C for another 2.5 h. Cool the solution to room temperature, add a dry THF solution (30 ml.) of THP-protected $\text{Br}(\text{CH}_2)_2\text{OH}$ dropwise over 1 h., and stir the solution for 24 h. Cool the solution in an ice bath and quench the
- 10 reaction by adding, dropwise, 250 ml. of 1.0 M aqueous HCl. Extract the solution with Et_2O , wash the organic layer twice with 1.0 M aqueous HCl, then with water, and dry over anhydrous Na_2SO_4 . Remove the solvent, dissolve the residue in CH_3OH and add 0.5 g of pTSA. Stir the solution at room temperature overnight, remove the solvent, add CH_3OH (500 ml)
- 15 and stir for 6 h. Remove the solvent again, add more CH_3OH (500 ml.), stir overnight and remove the solvent. Dissolve the resulting oil in CH_2Cl_2 (1200 ml.), wash twice with saturated aqueous NaHCO_3 , then water, and dry over anhydrous Na_2SO_4 . Remove the solvent in vacuo. Purify the reaction mixture by flash chromatography (SiO_2) using EtOAc: hexanes
- 20 (3:7) as eluent. Yield: 22 g. CI-MS: 231 (100%), 233 (65%).

Step 2: alpha-(2-bromoethyl)-3,4-dichlorophenylacetic acid

- Treat the product of Step 1 (21.25 g, 91.96 mmoles) at room temperature with 130 ml. of HOAc saturated with HBr gas. Stir at room temperature for 2 days, then pour into 800 ml. of ice-water with stirring.
- 25 Store the resultant gum in a freezer for two days, then decant the liquid from the solidified gum. Triturate the solid, filter, wash with water and air dry. Yield: 26.2 g (m.p. = $80-81^\circ\text{C}$).

Step 3: alpha-(2-bromoethyl)-3,4-dichlorophenylacetic acid chloride

- Dissolve the product of Step 2 (8.1 g, 25.96 mmoles) in 20 ml. of dry
- 30 CH_2Cl_2 . Add oxalyl chloride (8.1 g, 62.3 mmoles), followed by 50 μl of dry DMF and heat the solution to reflux for 3 h. Cool the solution to room temperature and remove the solvent and excess reagent using reduced pressure. Yield: 8.2 g (IR: 1785 cm^{-1}).

- 78 -

Step 4: 5-bromo-1-diazo-3-(3,4-dichlorophenyl)-2-pentanone

Prepare a solution of diazomethane from 15 g of MNNG by reaction with 45 ml of 40% aqueous KOH topped with 150 ml. of Et₂O and cool in an ice bath. Add an Et₂O solution (40 ml.) of the product of Step 3 (8.2 g, 24.8 mmoles) in small volumes, stir the solution in the ice bath for 15 min, then heat to reflux for 30 min. Remove the solvent in vacuo. Purify the resulting mixture by flash chromatography on silica gel using CH₂Cl₂ as eluent. Yield: 7.0 g (IR: 2100 cm⁻¹, 1630 cm⁻¹).

Step 5: 1-diazo-3-(3,4-dichlorophenyl)-5-(4-hydroxy-4-phenyl-1-piperidiny)-2-pentanone

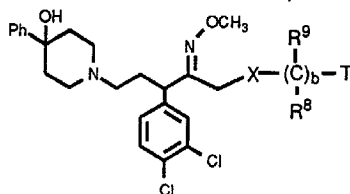
Dissolve the product of Step 4 (3.93 g, 11.7 mmoles) in 50 ml of dry EtOAc. Add 4-hydroxy-4-phenyl-1-piperidine (2.55 g, 14.4 mmoles), followed by dry Et₃N (13.3 ml.). Heat under N₂ at 60-65°C for 28 h. Cool to room temperature, filter the solid and wash with EtOAc. Apply the filtrate to a silica gel column and elute the column with 1.5% CH₃OH(NH₃)/EtOAc. Yield: 2.34 g; CI-MS : m/e = 432 (M+H⁺, ³⁵Cl+³⁷Cl isotope).

Step 6: 3-(3,4-dichlorophenyl)-1-[(3,5-dimethylphenyl)methoxy]-5-(4-hydroxy-4-phenyl-1-piperidiny)-2-pentanone

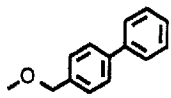
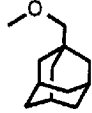
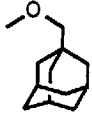
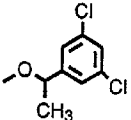
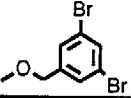
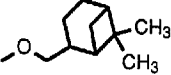
Dissolve 3,5-dimethyl benzyl alcohol (1.32 g, 9.71 mmoles) in 4.0 ml of dry CH₂Cl₂ and add BF₃ etherate (0.44 ml, 3.56 mmoles). Add a dry CH₂Cl₂ solution (2.0 ml.) of the product of Step 5 (0.7 g, 1.62 mmoles) dropwise at room temperature, under N₂, over a period of 4.5 h. Stir the mixture at room temperature for another 30 min, then quench the reaction with water (6.0 ml) followed, after 10 min of stirring, by Et₃N (2.0 ml). Stir for 15 min, then dilute with 90 ml of CH₂Cl₂. Wash the organic layer with water and dry it over anhydrous Na₂SO₄. Purify the reaction mixture by flash chromatography (SiO₂), eluting the column first with 30% EtOAc/hexanes, then, after elution of the excess of 3,5-dimethyl benzyl alcohol, change the eluent to 40% EtOAc/Hexanes. Yield: 0.435 g. HRMS (FAB, M+H⁺): m/e calc'd for [C₃₁H₃₆NO₃Cl₂]⁺: 540.2072; found 540.2075.

Step 7: Add methoxyamine HCl (75 mg, 0.9 mmoles) to the product of Step 6 (0.32 g, 0.59 mmoles) dissolved in 3.0 ml of dry pyridine. Heat the solution under N₂, at 60-65°C for 90 min, then remove the pyridine in vacuo. Purify the reaction mixture by preparative TLC, eluting the silica gel plates with EtOAc:Hexanes:CH₃OH(NH₃) (25:75:2.5). Extract the title compound with MeOH(NH₃):EtOAc (5:95). Yield: 0.209 g. HRMS (FAB, M+H⁺): m/e calc'd for [C₃₂H₃₉N₂O₃Cl₂]⁺: 569.2338; found 569.2335.

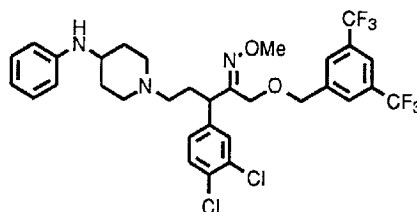
Examples 41A to 41P are prepared from the product of Example 41, Step 5, by reaction with suitable alcohols or mercaptans using a procedure similar to the one described for Example 41, Step 6. The resulting ketones are reacted with methyloxime hydrochloride using a procedure similar to the one described in Example 41, Step 7.



Ex.		HRMS calc'd (FAB, M+H ⁺)	HRMS Found
41A		601.2236	601.2230
41B		609.1245	609.1247
41C		547.2494	547.2487
41D		625.1670	625.1664
41E		611.1514	611.1511
41F		583.2494	583.2487
41G		691.1929	691.1932
41H		577.1836	577.1843
41I		627.1804	627.1809

41J		617.2338	617.2329
41K	 isomer A	599.2807	599.2810
41L	 isomer B	599.2807	599.2810
41M		623.1402	623.1393
41N		697.0235	697.0243
41O		587.2807	587.2810

Example 42



Step 1: Methyl 3-(3,4-dichlorophenyl)-3-[2-(ethoxycarbonyl)-2-(1,3-dithiolanyl)]-propanoate

- 5 Dissolve $[(\text{CH}_3)_3\text{Si}]_2\text{NLi}$ (171.0 mL of 1.0 M solution, 0.171 mol) in dry THF (170 mL), cool to -78°C under N_2 , add ethyl 1,3-dithiolane-2-carboxylate (33.2 g, 0.186 mol) in dry THF (120 mL) dropwise and stir at -78°C for 20 mins. Add methyl 3,4-dichlorocinnamate (34.8 g, 0.150 mol) in DMPU (180 mL) dropwise. Stir at -78°C for 5 h. Add CH_3OH (30 mL),
- 10 warm to -30°C and add saturated aqueous NH_4Cl (500 mL) and water (500 mL). Extract with EtOAc (3x400 mL), dry combined organic extracts (MgSO_4), filter and concentrate. Purify by chromatography (2.5 L of flash silica gel; eluant: 5% EtOAc-hexane then 15% EtOAc-hexane). Combine

appropriate fractions and concentrate to give 53.6 g (0.131 mol, 87%) of the title compound as a colorless oil. MS (FAB): m/e 409 (M+1)

Step 2: 2-(Hydroxymethyl)-2-[3-[3-(3,4-dichlorophenyl)-1-hydroxy]-propyl]-1,3-dithiolane

- 5 Dissolve the product (75.10 g, 0.183 mol) of Step 1 in dry THF (700 mL), cool to 0°C under N₂, add LiAlH₄ (275 mL of 1.0 M in Et₂O, 0.275 mol) dropwise and stir at 0°C for 30 mins, then at 23°C for 16 h. Add water (10 mL) dropwise followed by 25 wt % NaOH (10 mL). Dilute with CH₂Cl₂ (500 mL) and filter through celite. Extract celite with CH₂Cl₂ via a soxhlet extractor. Concentrate combined organic solutions and triturate with hexane to give 56.8 g (0.167 mol, 92%) of the title compound as a white solid (mp=122-124°C). MS (FAB): m/e 339 (M+1)
- 10

Step 3: 2-(Hydroxymethyl)-2-[3-[3-(3,4-dichlorophenyl)-1-[dimethyl(1,1-dimethylethyl)silyloxy]]-propyl]-1,3-dithiolane

- 15 Dissolve the product (67.80 g, 0.200 mol) of Step 2 in dry THF (1300 mL), add Et₃N (30.30 g, 41.8 mL, 0.300 mol) and dimethylamino-pyridine (4.90 g, 0.040 mol) and cool to 0°C under N₂. Add t-butyl-dimethylsilyl chloride (36.14 g, 0.240 mol) in dry THF (200 mL) dropwise. Warm slowly to 23°C and stir for 72 h. Add water (1000 mL), extract with
- 20 EtOAc, dry combined organic extracts (MgSO₄), filter, and concentrate. Purify by chromatography (2.0 L of flash silica, eluant 1:2 EtOAc:hexane). Combine appropriate fractions and concentrate to give 89.4 g (0.197 mol, 99%) of the title compound as a colorless oil. MS (FAB): m/e 453 (M+1)

Step 4: 2-[[3,5-Bis(trifluoromethyl)phenyl]methoxymethyl]-2-[3-[3-(3,4-dichlorophenyl)-1-[dimethyl(1,1-dimethylethyl)silyloxy]]-propyl]-1,3-dithiolane

- 25 Dissolve the product (89.40 g, 0.197 mol) of Step 3 in dry THF (1 L), cool to 0°C under N₂, add [(CH₃)₃Si]₂NK (434 mL of 0.5 M solution, 0.217 mol) dropwise. Add 3,5-bis(trifluoromethyl)benzyl bromide (75.65 g, 45.2 mL, 0.246 mol), stir at 0°C for 30 mins, then warm slowly to 23°C. Reflux for 16 h, then cool to 23°C. Add saturated aqueous NH₄Cl (500 mL) and water (500 mL), extract with EtOAc, dry combined organic extracts (MgSO₄), filter, and concentrate. Purify by chromatography (3.0 L flash silica, eluant: 10% CH₂Cl₂-hexane, 20% CH₂Cl₂-hexane, then 25%
- 30 CH₂Cl₂-hexane). Combine appropriate fractions and concentrate to give 105.5 g (0.155 mol, 79%) of a yellow oil. MS (FAB): m/e 547 (M+1)

Step 5: 2-(Hydroxymethyl)-2-[3-[3-(3,4-dichlorophenyl)-1-[dimethyl(1,1-dimethylethyl)silyloxy]]-propyl]-1,3-dithiolane

- 82 -

Dissolve the product (80.30 g, 0.118 mol) of Step 4 in CH₃CN (750 mL) and add 48% aqueous HF (55.2 mL, 1.53 mol), stir at 23°C for 16 h, concentrate and add water (300 mL). Add 2.0 N NaOH until pH is 3-4 and then add saturated aqueous NaHCO₃. Extract with CH₂Cl₂, wash combined organic extracts with saturated aqueous NaCl, dry (MgSO₄), filter, and concentrate to give 66.7 g (0.118 mol, 100%) of a yellow oil.

5 Step 6: 1-[[3,5-Bis(trifluoromethyl)phenyl]methoxy]-3-(3,4-dichlorophenyl)-5-hydroxy-2-pentanone

Dissolve the product (99.8 g, 0.176 mol) of Step 5 in THF (1000 mL) and water (105 mL), add CaCO₃ (44.10 g, 0.440 mol), stir for 5 mins, then add Hg(ClO₄)₂ (159.7 g, 0.352 mol) in water (185 mL) dropwise. Stir the resultant white precipitate at 23°C for 5 h, filter, wash the solid with water and EtOAc. Separate layers of filtrate and extract with EtOAc. Wash combined organic extracts with saturated aqueous NaCl, dry (MgSO₄), filter, and concentrate to give 86.1 g (0.176, 100%) of the title compound as a yellow oil. MS (FAB): m/e 471 (M+1 - H₂O)

15 Step 7: 1-[[3,5-Bis(trifluoromethyl)phenyl]methoxy]-3-(3,4-dichlorophenyl)-5-hydroxy-2-pentanone O-methyloxime

Dissolve the product (86.1 g, 0.176 mol) of Step 6 in EtOH (840 mL) and water (165 mL), add CH₃CO₂Na (72.2 g, 0.881 mol) and CH₃ONH₂ HCl (44.12 g, 0.528 mol). Reflux for 16 h, cool to 23°C and concentrate. Add water (800 mL), extract with CH₂Cl₂, treat organic extracts with charcoal and MgSO₄, filter, and concentrate. Purify by chromatography (2.0 L of flash silica, eluant: 1:1 CH₂Cl₂:hexane then 1:1 EtOAc:hexane). Combine appropriate fractions and concentrate to give 67.6 g (0.130 mol, 74%) of the title compounds as a yellow oil. The E and Z oxime isomers can be separated by chromatography (10.0 g of mixture on 1.5 L of flash silica; eluant: 10% EtOAc-hexane, 20% EtOAc-hexane, then 30% EtOAc-hexane; gives 6.57 g of desired Z isomer). MS (FAB): m/e 518 (M+1)

25 Step 8: 1-[[3,5-Bis(trifluoromethyl)phenyl]methoxy]-3-(3,4-dichlorophenyl)-4-formyl-2-butanone O-methyloxime

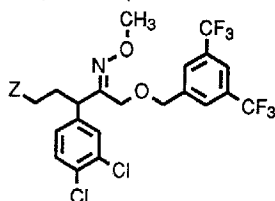
Dissolve oxalyl chloride (2.01 g, 15.82 mmol) in dry CH₂Cl₂ (30 mL) and cool to -78°C under N₂, add DMSO (2.47 g, 31.64 mmol) in dry CH₂Cl₂ (12 mL) dropwise and stir at -78°C for 15 mins. Add the product of Step 7 (6.56 g, 12.66 mmol) in dry CH₂Cl₂ (20 mL) dropwise and stir at -78°C for 3 h. Add diisopropylethylamine (4.91 g, 37.97 mmol) and stir at -78°C for 1 h. Warm slowly to 0°C and stir at 0°C for 30 mins. Add water (150 mL) and extract with CH₂Cl₂. Wash combined organic extracts with

30

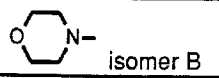
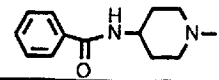
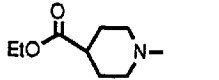
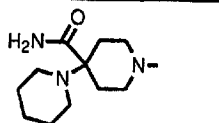
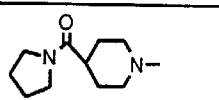
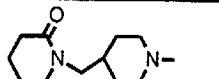
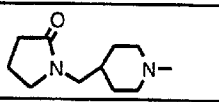
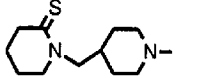
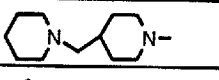
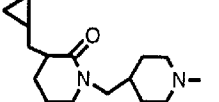
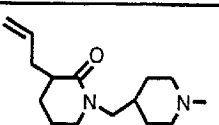
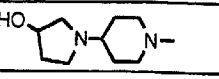
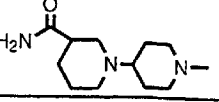
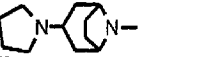
saturated aqueous NaCl, dry (MgSO₄), filter, and concentrate to give 6.53 g (12.66 mmol, 100%) of a yellow oil. MS (FAB): m/e 516 (M+1).

- Step 9:** Dissolve the product (1.05 g, 2.03 mmol) of Step 8 and 4-phenylamino-piperidine (1.08 g, 6.13 mmol) in CF₃CH₂OH (10 mL), add crushed 3A sieves (1 g) and NaBH₃CN (0.26 g, 4.07 mmol), and stir at 23°C for 4 h. Concentrate and add water (60 mL) and EtOAc (60 mL). Filter through celite, separate layers of filtrate and extract aqueous solution with EtOAc. Dry combined organic extracts (MgSO₄), filter and concentrate. Purify by chromatography (200 mL of flash silica gel; eluant:3% CH₃OH-CH₂Cl₂). Combine appropriate fractions and concentrate to give 0.98 g (1.45 mmol, 66%) of the title compound as a yellow oil. MS (FAB): m/e 676 (M+1)

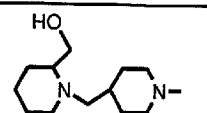
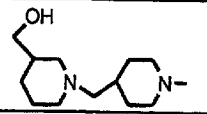
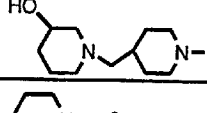
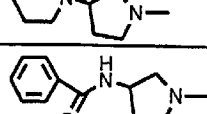
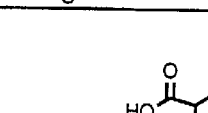
- The following compounds of formula 42A to 42Z are prepared by reacting the product of Example 42, Step 8, with an appropriate amine according to the procedure of Example 42, Step 9:

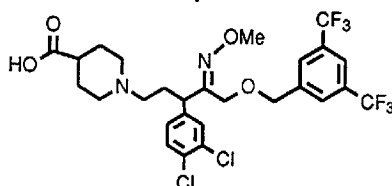


Ex.	Z	MS(FAB): m/e
42A		628(M+1)
42B		586(M+1)
42C		682 (M+1)
42D		669 (M+1)
42E		684 (M+1)
42F		668 (M+1)
42G	 isomer A	587 (M+1)

42H	 isomer B	587 (M+1)
42I		704 (M+1)
42J		657 (M+1)
42K		711 (M+1)
42L		682 (M+1)
42M		697 (M+1)
42N		682 (M+1)
42O		712 (M+1)
42P		683 (M+1)
42Q		750 (M+1)
42R		736 (M+1)
42S		670 (M+1)
42T		711 (M+1)
42U		680 (M+1)

- 85 -

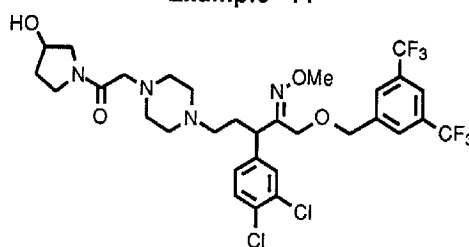
42V		712 (M+1)
42W		712 (M+1)
42X		698 (M+1)
42Y		654 (M+1)
42Z		690 (M+1)

Example 43

5 Dissolve the product (0.380 g, 0.578 mmol) of Example 42J in THF (3 mL) and CH₃OH (1 mL). Add 1 N KOH (2.7 mL, 2.70 mmol) and reflux for 16 h. Cool to 23°C and add 1 N HCl (5 mL) and water (20 mL). Extract with CH₂Cl₂ (3x20 mL), wash combined organic extracts with saturated aqueous NaCl, dry (MgSO₄), filter and concentrate to give 0.312 g (0.496 mmol, 86%) of the title compound as a yellow foam.

MS (FAB): m/e 629 (M+1)

10

Example 44

Dissolve 3-pyrrolidinol (0.033 g, 0.375 mmol) in dry THF (2 mL) and cool to 0°C under N₂. Add diisopropylethylamine (0.097 g, 0.13 mL, 0.750 mmol) then add bromoacetyl bromide (0.076 g, 0.033 mL,

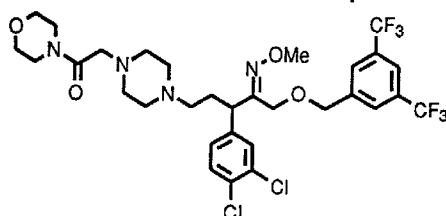
- 86 -

0.375 mmol) in dry THF (1 mL). Stir at 0°C for 30 mins. Add the product (0.20 g, 0.341 mmol) of Example 42B in dry THF (3 mL), warm to 23°C slowly and stir for 16 h. Concentrate, add water (20 mL), extract with EtOAc, wash combined organic extracts with saturated aqueous NaCl, dry (MgSO₄), filter, and concentrate. Purify by chromatography (70 mL of flash silica gel; eluant: 10% CH₃OH-CH₂Cl₂ then 20% CH₃OH-CH₂Cl₂). Combine appropriate fractions and concentrate to give 0.118 g (0.165 mmol, 49%) of the title compound as a yellow oil.

MS (FAB): m/e 713 (M+1).

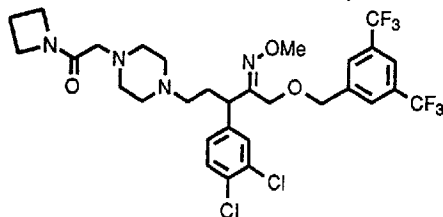
10 Using the appropriate amine in the procedure of Example 44, the following compounds of formula 44A and 44B are prepared:

Example 44A



MS (FAB): m/e 713 (M+1)

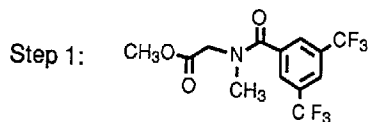
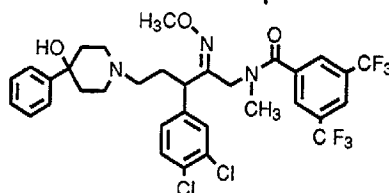
Example 44B



MS (FAB): m/e 686 (M+1)

15

Example 45

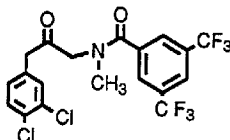


20 Treat a suspension of sarcosine methyl ester hydrochloride (6.02 g, 43 mmole) in CH₂Cl₂ (250 ml) at 0°C with 3,5 - bistrifluoromethyl benzoyl chloride (7.7 ml, 42.5 mmole) and Et₃N (12.5 ml, 89.7 mmole). Stir the

- 87 -

mixture at 20°C for 1h. Add water (150 ml) to the mixture and separate the organic layer. Dry (MgSO₄) and concentrate the organic layer to give crude product. Purify by silica gel chromatography (eluant: EtOAc:hexane (6:4)) to obtain 12 g (81%).

Step 2:



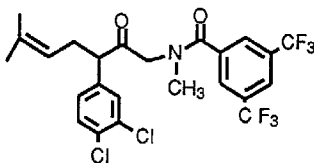
5

Treat a solution of 3,4-dichlorolphenyl acetic acid (4.15 g, 20 mmole) in anhydrous THF (50 ml) at -60°C with [(CH₃)₃Si]₂NLi (46.2 ml, 46.2 mmole) and slowly warm the mixture to 0°C for 4h. Transfer this solution to a solution of the product of Step 1 (5.46 g, 16 mmole) in anhydrous THF (8 ml) at -30°C. Warm the reaction to -10°C over 1 h, stir at 0°C for 1 h and at 20°C for 4h. Add 50% of aqueous HOAc (15 ml) and extract with EtOAc twice. Separate the organic layer, dry (MgSO₄) and concentrate to give the crude product. Purify by silical gel chromatography (eluant: hexane/EtOAc, 6:4) to give 5.21 g (69%) of the product. HRMS (FAB, M+H⁺) = m/e calc'd for [C₁₉H₁₄NO₂Cl₂F₆]⁺ = 472.0306, found 472.0306

10

15

Step 3:

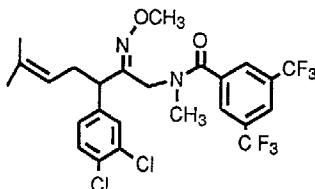


Treat a solution of the product of Step 2 (0.96 g, 2 mmole) in THF (6 ml) at -78°C with [(CH₃)₃Si]₂NLi (2.5 ml, 2.5 mmole) and stir at -78°C for 25 h. Add a solution of 1-bromo-3-methyl-2-butene (0.42 g) in THF (1 ml) to the above anion solution at -78°C, slowly warm the solution to 0°C and stir at 20°C for 2 h. Add saturated NH₄Cl solution (5 ml), extract with EtOAc twice wash the combined EtOAc extracts with brine, dry (MgSO₄) and concentrate to give a crude product. Purify by column chromatography (silica gel; eluant: EtOAc:hexane, 2:8) to obtain 1 g of product (87%). MS (FAB, M+H⁺) m/e 540.

20

25

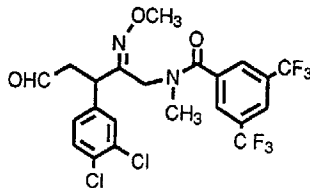
Step 4:



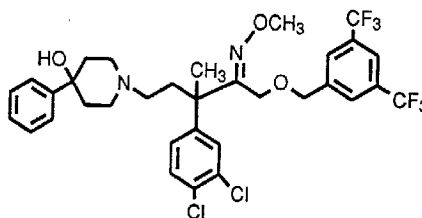
- 88 -

- 5 Treat a solution of the product of Step 3 (0.22 g, 0.4 mmole) in pyridine (3 ml) at 70°C with methoxyamine HCl (95 mg, 1.14 mmole), stir at 70°C for 6.5 h and then cool to 20°C. Add water to the reaction mixture, extract the solution with EtOAc, dry (MgSO₄) and concentrate the EtOAc extracts to give the crude product. Purify by silica gel chromatography (eluant: hexane:Et₂O, 1:1) to give 74 mg (32%) of Z-isomer and 130 mg (56%) of E-isomer oximes. MS (FAB, M+H⁺) = m/e 569.

Step 5:



- 10 Treat the product of Step 4 (0.387 of E-isomer, 0.68 mmole) in a solution of EtOAc saturated with O₃ (7.5 ml) at -78°C for 5 min. Purge the solution with N₂, add (CH₃)₂S (1.5 ml) and warm the solution from -78°C to 20°C over 1 h. Concentrate the solution to give the desired aldehyde which is used directly in the next reaction without further purification. MS (FAB.M + H⁺) = m/e 543.
- 15 **Step 6:** Treat the product of Step 5 with 4-hydroxy-4-phenylpiperidine in a procedure similar to that described in Example 42, Step 9, to obtain the title compound in overall 77% yield. HRMS(FAB, M+H⁺) = m/e calc'd for [c₃₃H₃₄N₃O₃Cl₂F₆]⁺:704.1881, found 704.1875.

Example 46

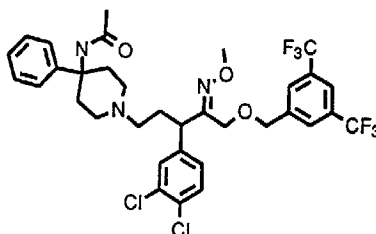
20

By following a procedure similar to that of Example 45, using the appropriate reagents, the title compound is prepared. HRMS(FAB, M+H⁺) = m/e calc'd for [C₃₃H₃₄N₂O₃Cl₂F₆]⁺ = 691.192, found 691.1938.

25

- 89 -

Example 47



- Step 1:** Stir a solution of 2-chloro-N-methyl-N-methoxy acetamide (28.2 g, 205 mmol), 3,5-bis(trifluoromethyl) benzyl alcohol (50.0g, 205 mmol, 1 eq) and CsCO₃ (134 g, 416 mmol) in dry DMF (410 mL) for 20 h. Pour into 1 L Et₂O+ 500 mL hexane+500 mL water. Extract the water layer with 2 x 1 L Et₂O, combine the organic layers, wash with water (2 x 500 mL) followed by brine (500 mL). Dry over MgSO₄, concentrate in vacuo to give 70.2 g (>99%) of the product as a viscous oil.
- 5
- Step 2:** Treat a suspension of Mg turnings (1.8 g) in dry Et₂O (12 mL) at 30°C with a-3,4-trichlorotoluene (10.2 mL) in Et₂O (65 mL) dropwise over 1 h, then stir at 23°C for 20 min. Add the Grignard reagent dropwise to a solution of the product of step 1 (15.0 g, 43.4 mmol) in 350 mL Et₂O at -78°C. Stir for 15 min at -78°C, warm to 23°C, pour into 500 mL 0.5N HCl.
- 10
- 15 Extract with Et₂O, combine organic layers, wash with brine, dry (MgSO₄) and concentrate. Triturate the crude product in cold pentane to give 23.3 g of the pure product as a colorless powder.
- Step 3:** To [(CH₃)₃Si]₂NNa (67.4 mL, 1.0 M in THF) in THF (540 mL) at -78°C, add the product of step 2 (30.0 g, 67.4 mmol) as a solution in 120 mL THF dropwise over 30 min. Stir for 2 h, then, over 30 min, add 2-iodo-N-methoxy-N-methylacetamide (Prepare by stirring a solution of 2-chloro-N-methoxy-N-methylacetamide (10.58 g, 77.6 mmol) and NaI (11.9 g) in 190 mL acetone for 18 h in the dark. Remove the solvent in vacuo, add 300 mL THF and filter the suspension through a pad of Celite.
- 20
- 25 Concentrate the filtrate and dissolve the crude in 80 mL THF.). Allow to warm to 23°C, adding 15 mL saturated NH₄Cl when the internal temperature reaches 0°C, then concentrate in vacuo. Add 750 mL CH₂Cl₂, 1.5 L Et₂O, and 750 mL water. Wash the organic layer with brine, dry over Na₂SO₄, and concentrate. Purify the crude product by filtration through a plug of silica gel using CH₂Cl₂/Et₂O/hexane (1:1:2) as eluent to give 32.4 g, 88% of the product as a viscous oil.
- 30

Step 4: Using a procedure similar to that of Example 1, treat the ketone of step 3 to obtain the corresponding oxime methyl ether in 80 % yield.

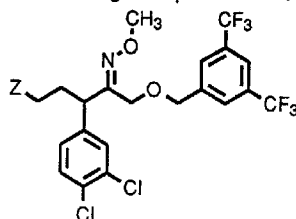
Step 5: Treat a solution of the product of step 4 (2.02 g, 3.5 mmol) in THF (40 mL, -78°C) with DIBAL (1M in hexane, 10 mL, 10 mmol) for 10 min.

- 5 Quench the reaction mixture with sat'd. aq. Na₂SO₄ (2 mL) and allow to warm to room temperature. Dilute the solution with Et₂O (750 mL), dry (Na₂SO₄) and concentrate to give the crude aldehyde as a colorless oil. The aldehyde is used immediately without any further purification.

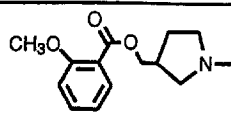
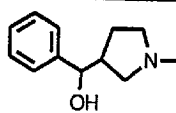
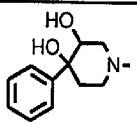
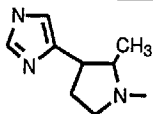
- Step 6:** To a solution of the aldehyde from step 5 (184 mg, 0.36 mmol) in 10 CF₃CH₂OH(2 mL) add 4-phenyl-4-piperidiny acetamide (157 mg, 0.72 mmol), 3 Å crushed molecular sieves, and NaBH₃CN (98 mg, 1.6 mmol). Stir the reaction mixture for 1 h, concentrate and purify by silica gel chromatography (eluent: CH₂Cl₂:CH₃OH:NH₃ aq. (20:1:0.1)) to give the Z isomer of the title compound as a colorless foam. HRMS (FAB, M+H⁺):

- 15 m/e calc'd for [C₃₄H₃₆Cl₂F₆N₃O₃]⁺: 718.2038, found 718.2050.

Using the product of Step 5 and the appropriate amine in the procedure of Step 6, the following compounds are prepared:

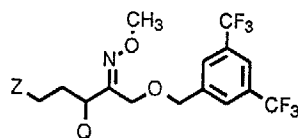


Ex.	Z	MS(FAB): m/e
47A	 Z isomer	calc'd: 704.1881; found: 704.1886
47B	 Z isomer	668 (M+H ⁺)
47C	 Z isomer	651 (M+H ⁺)
47D	 Z isomer	666 (M+H ⁺)
47E	 Z isomer	697 (M+H ⁺)

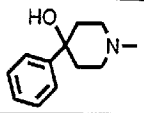

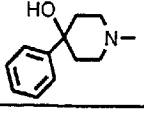

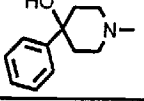

47F	 Z isomer	735 (M+H ⁺)
47G	 Z isomer, mixture of diastereomers	677 (M+H ⁺)
47H	 mixture of diastereomers	693 (M+H ⁺)
47I		651 (M+H ⁺)

Example 48

Use the products of Preparations 10 and 11, and others prepared in a similar manner, in the procedure of Example 47 to obtain the following compounds:

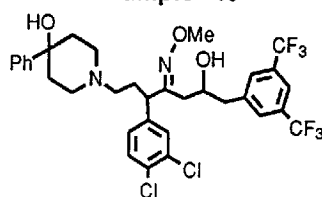


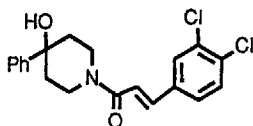
5

Ex.	Z	Q	Isomer	Physical Data
48			Z	MS(Cl/CH ₄ , M+H ⁺): 614
48A			Z	MS(FAB M+H ⁺): 610.2
48B			E/Z mixture	MS(FAB M+H ⁺): 598.1

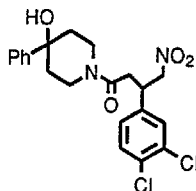
48C			Z	MS(FAB M+H ⁺): 611.2
48D			Z	MS(FAB M+H ⁺): 659.3
48E			Z	MS(FAB M+H ⁺): 679.3
48F			E/Z mixture	MS(FAB M+H ⁺): 616.4
48G			E/Z mixture	MS(FAB M+H ⁺): 611.0
48H			Z	MS(FAB M+H ⁺): 660.0
48I			Z	MS(FAB M+H ⁺): 650.9
48J			E/Z mixture	MS(FAB M+H ⁺): 614.0
48K			E/Z mixture	MS(FAB M+H ⁺): 605.0

Example 49

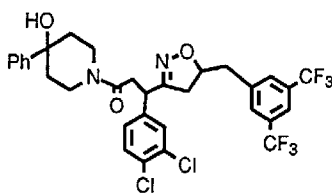


Step 1:

- To a solution of 3,4-dichlorocinnamic acid (5.4 g, 20 mmoles), 4-hydroxy-4-phenylpiperidine (3.6 g, 20.3 mmoles) and Et₃N (3 mL) in dry THF (100 mL), add a THF suspension of EDCI (3.85 g, 20 mmoles in 30 mL dry THF). After 2 h, add water (100 mL) and extract the product into EtOAc (100mL). Wash the organic phase with aqueous K₂CO₃ (50 mL) followed by 0.5 M HCl (50 mL). Dry the organic phase (MgSO₄) and remove the solvent under reduced pressure. The crude product crystallizes (7.5 g) on standing.
- 10 HRMS (FAB, M+H⁺): *m/e* calc'd for [C₂₀H₂₀NO₂Cl₂]⁺: 376.0871, found 376.0856.

Step 2:

- Treat a solution of the product of Step 1 (0.5 g, 1.37 mmoles) in CH₃NO₂ (10 mL) with 1 mL of Triton B (40% benzyltrimethylammonium hydroxide in CH₃OH). Heat the stirred solution to reflux for 3.5 h. Cool the mixture, neutralize with 1 M HCl and dilute with water (30 mL). Extract the product into EtOAc (2x 30 mL), dry (MgSO₄) and concentrate to an oil. Purify by silica gel chromatography (eluant: EtOAc/Hexane (1:1 to 2:1)) to obtain 0.309 g of the title compound and 0.160 g starting material.
- 20 HRMS (FAB, M+H⁺): *m/e* calc'd for [C₂₁H₂₃N₂O₄Cl₂]⁺: 437.1035, found 437.1023.

Step 3:

- Step 3a:** Treat a solution of 3,5-bis(trifluoromethyl)bromobenzene (45.87 g, 0.156 moles) in degassed toluene (300 mL) with allyltributyltin (54.47 g, 0.164 moles) and [(C₆H₅)₃P]₄Pt (1.8 g, 1.44 mmoles) and reflux for 24 h. Distill the toluene at atmospheric pressure and distill the residue under
- 25

- 94 -

reduced pressure (10 mm Hg) at 90-100°C to afford 23.89 g of the title compound. B.p.: 92-97°C at 10 mm Hg. MS (CI, M+H⁺), *m/e* 255.

- Step 3:** Treat a THF solution (15 mL) of a mixture of the products of Step 2 (1.8 g, 4.1 mmoles) and Step 3a (2.2 g, 8.6 mmoles) with C₆H₅NCO (1.67 g, 14 mmoles), followed by four drops (~ 0.05 g) of dry Et₃N and stir the mixture for 20 h at room temperature under N₂. Dilute with hexane (5 mL) and filter to remove solids. Concentrate the filtrate to an oil and purify by flash silica gel chromatography (eluant: EtOAc/hexane 1:1) to give the two diastereoisomers of the title compound (total yield: 1.3 g): diastereoisomer
- 5
- 10 A: 0.8 g; diastereoisomer B: 0.5 g.

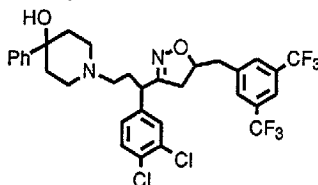
Diastereoisomer A: HRMS (FAB, M+H⁺): *m/e* calc'd for

[C₃₂H₂₉N₂O₃Cl₂F₆]⁺: 673.1459, found 673.1462; M.P. 80-85°C

Diastereoisomer B: HRMS (FAB, M+H⁺): *m/e* calc'd for

[C₃₂H₂₉N₂O₃Cl₂F₆]⁺: 673.1459, found 673.1455; M.P. 85-88°C.

Step 4:



15

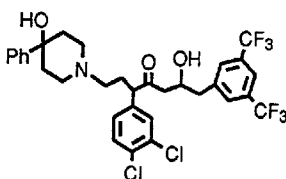
- Treat a cold (5°C), stirred solution of the product of Step 3 (2.02 g, 3 mmoles in 50 mL of dry THF) under N₂ with neat 10 M (CH₃)₂S-BH₃ (0.5 mL). Heat at reflux for 3 h, cool to room temperature and quench the reaction with 1N HCl (5 mL). Evaporate the solvent with warming under
- 20 reduced pressure, treat the mixture with 50 mL of CH₃OH and 2 g of K₂CO₃, stir with heating at reflux for 6 h. Cool the mixture, dilute with water (75 mL) and extract the product into CH₂Cl₂ (2 x 50). Wash the organic layer with water (2 x 30 mL), dry (MgSO₄) and remove the solvent under vacuum. Purify the residue by silica gel flash chromatography
- 25 (eluant: EtOAc/hexane/CH₃OH, 4:5:1 to 6:3:1) to afford 0.330 g of diastereoisomer A and 0.180 g diastereoisomer B.

Diastereoisomer A: HRMS (FAB, M+H⁺): *m/e* calc'd for

[C₃₂H₃₁N₂O₂Cl₂F₆]⁺: 659.1667, found 659.1665

Diastereoisomer B: HRMS (FAB, M+H⁺): *m/e* calc'd for

30 [C₃₂H₃₁N₂O₂Cl₂F₆]⁺: 659.1667, found 659.1665.

Step 5:

Wash Raney Nickel (0.3 g, 50% aqueous suspension) with EtOH (4 x 5 mL), add EtOH (15 mL), glacial HOAc (0.250 g) and the the product of Step 4 (diastereoisomer A, 0.3 g, 0.45 mmoles), degas and evacuate the mixture under vacuum. Introduce an atmosphere of H₂ gas and stir the mixture vigorously overnight at room temperature. Purge the mixture with N₂, filter through celite and concentrate under vacuum. Pass the residue through a pad of silica gel, eluting with EtOAc, and concentrate to an oil to afford 0.206 g of the title compound as a mixture of diastereoisomers.

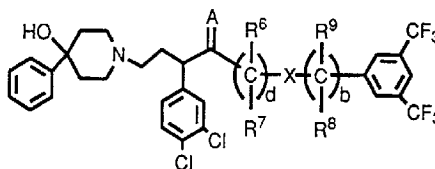
10 HRMS (FAB, M+H⁺): *m/e* calc'd for [C₃₂H₃₂NO₃Cl₂F₆]⁺: 648.1496, found 648.1507.

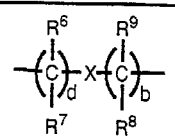
Step 6: Treat a solution of the product of Step 5 (0.25 g, 0.37 mmoles) in CH₃OH (2 mL) and pyridine (3 mL) with CH₃ONH₂ HCl (0.50 gms, 0.71 mmoles) and heat at reflux for 3 h. Evaporate the solvent and dissolve the residue in EtOAc (5 mL), wash with water, dry (MgSO₄) and concentrate to afford 0.106 g of a mixture of diastereoisomers.

15 HRMS (FAB, M+H⁺): *m/e* calc'd for [C₃₃H₃₃N₂O₃Cl₂F₆]⁺: 691.1929, found 691.1938.

Examples 50 to 56

20 Using the procedures described below, compounds of the following formula were prepared, wherein the variables are as defined in the table:



Ex.	A		HRMS (FAB, M+H ⁺): <i>m/e</i> calc'd	HRMS (FAB, M+H ⁺): <i>m/e</i> found
50	=NOCH ₃	-CH ₂ C(O)CH ₂ -	689.1772	689.1765
51	=NOCH ₃	-CH ₂ C(=NOH)CH ₂ -	704.1881	704.1889
52	=NOCH ₃	-CH ₂ C(=NOCH ₃)CH ₂ -	718.2038	718.2051

53	=NOH	-C(O)CH ₂ CH ₂ -	675.1616	675.1594
54	=NOCH ₃	-C(O)CH ₂ CH ₂ -	689.1772	689.1775
55	=NH	-NHCH ₂ CH ₂ -	686.1827	686.1840
56	=NOH	-NHCH ₂ -	688.1619	688.1626

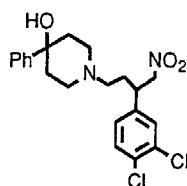
Example 50: Treat a cold (-5°C) acetone (10 mL) solution of the product of Example 49 (0.3 g, 0.433 mmoles) with 0.8 mL of freshly prepared Jones reagent (CrO₃, H₂SO₄). Stir for 15 min and neutralize to pH 8 with 2 mL of saturated aqueous NaHCO₃ diluted with 15 mL of water. Extract the product with CH₂Cl₂ (2 x 10 mL), dry (MgSO₄) and remove the solvent by vacuum distillation to give a light brown solid (0.3 g). Purify the product by preparative silica gel TLC (CH₂Cl₂/CH₃OH/NH₄OH, 9:1:0.6) to give a yellow gummy solid (0.14 g).

Example 51: Treat a mixture of the product of Example 50 (0.06 g, 0.087 mmoles), HONH₂·HCl (0.03 g, 0.43 mmoles) with pyridine (0.3 mL) in CH₃OH (0.5 mL) and reflux with stirring under an inert atmosphere for 4 h. Cool the reaction mixture to room temperature, dilute with water (5 mL) and extract the product into EtOAc (2 x 5 mL). Wash the organic phase with water (2x 5 mL), dry (MgSO₄) and concentrate under reduced pressure to an oil. Purify the product by preparative silica gel TLC (eluant: EtOAc/hexane, 2:1) to afford the title compound as a white solid (0.032 g). M.p.: 55-60°C.

Example 52: Treat a mixture of the product of Example 50 (0.04 g, 0.0578 mmoles) with CH₃ONH₂·HCl (0.024 g, 0.29 mmoles) in a manner similar to that described in Example 51 to afford the title compound as a yellow gum (0.02 g).

Example 53:

Step 1:



Treat a 25 mL THF solution the product of Example 1, Step 2 (1.3 g, 2.97 mmoles) with 10 M (CH₃)₂S·BH₃ (0.9 mL, 9 mmoles) with stirring under N₂. Heat the mixture to reflux for 2 h, cool to 5°C and quench the reaction with 1.5 M H₂SO₄. Dilute the mixture with 30 mL of water and extract the product into EtOAc (2 x 30 mL). Dry the organic layer (MgSO₄) and concentrate to dryness to afford a white solid. Take up the residue in

- 97 -

- CH₃OH (40 mL) and add solid K₂CO₃ (1 gm). Heat the mixture to reflux for 2 h, cool, filter through celite and concentrate to 1/3 the original volume. Dilute the mixture with water (25 mL), extract into EtOAc (2 x 30 mL), wash the organic layer with water (2 x 25 ml), dry and remove the solvent under vacuum to afford 1.06 g of the title compound.
- 5 MS(Cl, M+H⁺), *m/e* 423.
- Step 2: Treat a suspension of potassium tert-butoxide in 5 mL of DMSO with a solution of the product of Step 1 (0.4 gm, 0.944 mmoles in 10 mL of DMSO). Stir at room temperature for 30 min, then treat with a solution of
- 10 the product of Preparation 12 (1.369 g, 3.78 mmoles) in DMSO (10 mL). Stir the mixture at room temperature overnight under an inert atmosphere. Dilute the mixture with water (25 mL) and extract with EtOAc. Wash the organic phase with water (2 x 25 mL), dry and concentrate under reduced pressure to give a semisolid. Triturate the solid with Et₂O and filter to give
- 15 a light yellow solid (0.56 g). Recrystallize from CH₂Cl₂ to give 0.36 g of a white solid. M.p. 145-150°
- Step 3: Treat the product of Step 2 (0.25 g, 0.36 mmoles) in 5 mL of CH₃CN with Et₃N (0.5 g, 0.5 mmoles) and CS₂ (0.4 g, 5 mmoles). Heat the reaction to 50°C for 5 h. Remove solvent and excess volatiles by
- 20 vacuum distillation and purify the product by preparative TLC (eluant, EtOAc/hexane / CH₃OH, 5:4:1) to give the title compound (0.147 g).
- Example 54:** Treat a solution of the product of Example 53 (0.05 g, 0.074 mmoles) in THF (1 mL) with a suspension of NaH (3.2 mg of a 60% dispersion in mineral oil, from which oil is removed by washing with 0.5
- 25 mL of hexane, 0.08 mmoles NaH) in THF (0.5 mL) at room temperature for 30 min with stirring under an inert atmosphere. Cool the mixture to -70°C and treat with an 0.2 M solution of CH₃I in THF (0.4 mL, 0.08 mmoles). Gradually warm the mixture to 10°C. Add water (2 ml) and extract the product into EtOAc (5 mL), dry (MgSO₄) and concentrate under reduced
- 30 pressure to give a yellow solid. Purify the product by preparative silica gel TLC (EtOAc/hexane, 2:1) to afford the title compound (0.012 g).
- Example 55:**
- Step 1: Treat a solution (5 mL) of the product of Example 53, Step 1 (0.24 g, 0.56 mmoles) in CH₃CN (5 mL) with Et₃N (0.6 mL). Stir for 10 min at
- 35 room temperature, add neat CS₂, stir the mixture under N₂ overnight and then heat to 70°C for 1 h. Remove solvent and excess volatiles by vacuum distillation and the purify the product by preparative silica gel TLC

- 98 -

(EtOAc/hexane, EtOAc/hexane 6:4, then CH₃OH/EtOAc/hexane 1:5:5) to afford 0.132 gm of the title compound. MS(Cl, M+H⁺), *m/e* 389.

- Step 2: Treat a solution of the product of Step 1 (0.201g, 0.516 mmoles in 2 mL of CH₂Cl₂) with a solution of Al(CH₃)₃ in hexane (0.26 mL of 2M Al(CH₃)₃ in hexane). In a separate flask, treat a solution of the product of Preparation 13 (0.167 g, 0.568 mmoles in 2 mL of CH₂Cl₂) with Al(CH₃)₃ (0.284 mL of 2 M Al(CH₃)₃) and mix thoroughly. After 20 min, mix the two solutions and warm the resulting mixture to 70°C overnight with stirring under N₂. Dilute the reaction mixture with EtOAc (5mL) and treat with 0.2 M HCl (5mL) with thorough mixing. Wash the EtOAc layer with water, dry (MgSO₄) and concentrate to an oil. Purify the product by preparative silica gel TLC (eluant: EtOAc/Hexane/CH₃OH, 5:4:1) to afford 0.0135 g of the title compound.

Example 56:

- Step 1: Treat the product of Example 55, Step 1 (0.33 g, 0.85 mmoles) in 6 mL of a mixture of CH₃OH and pyridine (5:1) with HONH₂ HCl (0.08g, 1.1 mmoles) and heat for 1 h at reflux with stirring under N₂. Cool the mixture to room temperature and remove the solvent by vacuum distillation. Purify the residue by preparative silica gel TLC (eluant: EtOAc/hexane, 2:1) to obtain a white solid (0.350 gm). HRMS (FAB, M+H⁺): *m/e* calc'd for [C₂₁H₂₆N₃O₂Cl₂]⁺: 422.1402, found 422.1404.
- Step 2: Treat the product of Step 1 (0.1 g, 0.24 mmoles) in dry pyridine (1.5 mL) at 0°C with 3,5-bis(trifluoromethyl)benzoyl chloride (0.07 gm, 0.25 mmoles) with stirring under N₂. Warm the reaction to room temperature over 1/2 h, then heat at 80°C for 1 h. Remove the solvent by vacuum distillation and purify the product by preparative silica gel TLC (EtOAc/hexane 1:1) to afford a clear glassy solid (0.127 g). MS(Cl, M+H⁺), *m/e* 611.
- Step 3: Treat a solution of the product of Step 3 (0.1 g, 0.155 mmoles in 3mL of Et₂O) with three portions (50 mgs each) solid LiAlH₄. Stir the mixture under N₂ for 1 h at room temperature and then carefully quench with a mixture of CH₃OH and 3M NaOH (1:1, 2mL). Remove solids by filtration through celite and remove solvent by vacuum distillation to afford a gummy residue. Purify the product by preparative silica gel TLC (eluant, EtOAc/hexane/CH₃OH, 8:1:1) to afford the title compound as a glassy solid (0.27 g).

- 99 -

The following formulations exemplify some of the dosage forms of this invention. In each, the term "active compound" refers to a compound of formula I.

EXAMPLE A

5

Tablets

<u>No.</u>	<u>Ingredient</u>	<u>mg/tablet</u>	<u>mg/tablet</u>
1	Active Compound	100	500
2	Lactose USP	122	113
3	Corn Starch, Food Grade, as a 10% paste in Purified Water	30	40
4	Corn Starch, Food Grade	45	40
5	Magnesium Stearate	<u>3</u>	<u>7</u>
	Total	300	700

Method of Manufacture

- Mix Item Nos. 1 and 2 in suitable mixer for 10-15 minutes. Granulate the mixture with Item No. 3. Mill the damp granules through a coarse screen (e.g., 1/4", 0.63 cm) if necessary. Dry the damp granules.
- 10 Screen the dried granules if necessary and mix with Item No. 4 and mix for 10-15 minutes. Add Item No. 5 and mix for 1-3 minutes. Compress the mixture to appropriate size and weight on a suitable tablet machine.

EXAMPLE BCapsules

<u>No.</u>	<u>Ingredient</u>	<u>mg/tablet</u>	<u>mg/tablet</u>
1	Active Compound	100	500
2	Lactose USP	106	123
3	Corn Starch, Food Grade	40	70
4	Magnesium Stearate NF	<u>4</u>	<u>7</u>
	Total	250	700

15 Method of Manufacture

Mix Item Nos. 1, 2 and 3 in a suitable blender for 10-15 minutes. Add Item No. 4 and mix for 1-3 minutes. Fill the mixture into suitable two-piece hard gelatin capsules on a suitable encapsulating machine.

20

EXAMPLE CSterile Powder for Injection

<u>Ingredient</u>	<u>mg/vial</u>	<u>mg/vial</u>
Active sterile powder	100	500

- 100 -

For reconstitution add sterile water for injection or bacteriostatic water for injection.

The *in vitro* and *in vivo* activity of the compounds of formula I
5 can be determined by the following procedures.

In vitro procedure to identify NK₁ activity

Test compounds are evaluated for their ability to inhibit the activity of the NK₁ agonist Substance P on the isolated guinea pig vas deferens. Freshly cut vas deferens are removed from male Hartley guinea
10 pigs (230-350g) and suspended in 25 ml tissue baths containing Krebs's Henseleit solution warmed to 37°C and constantly aerated with 95% O₂ and 5% CO₂. Tissues are adjusted to 0.5 g and allowed to equilibrate for a period of 30 minutes. The vas deferens are exposed to an electrical field stimulation (Grass S48 Stimulator) every 60 seconds at an intensity
15 that will cause the tissue to contract 80% of its maximum capacity. All responses are recorded isometrically by means of a Grass force displacement transducer (FT03) and Harvard electronic recorder. Substance P inhibits the electrical field stimulated-induced contractions of the guinea pig vas deferens. In unpaired studies, all tissues (control or
20 drug treated) are exposed to cumulative concentrations of Substance P (1X10⁻¹⁰ M - 7X10⁻⁷ M). Single log-concentrations of the test compounds are given to separate tissues and allowed to equilibrate for 30 minutes before a Substance P concentration-response curve is generated. At least 5 separate tissues are used for each control and individual drug-
25 concentration for every drug assay.

Inhibition of the Substance P is demonstrated by a rightward shift of its concentration-response curve. These shifts are used to determine the pA₂ value, which is defined as the negative log of the molar concentration of the inhibitor which would require that twice as much
30 agonist be used to elicit a chosen response. This value is used to determine relative antagonist potency.

Isolated Hamster Trachea NK₂ Assay

General methodology and characterization of hamster trachea responses to neurokinin agonists as providing an NK₂
35 monoreceptor assay is found in C.A. Maggi, et al., *Eur. J. Pharmacol.* 166 (1989) 435 and J.L. Ellis, et al., *J. Pharm. Exp. Ther.* 267 (1993) 95.

Continuous isometric tension monitoring is achieved with Grass FT-03 force displacement transducers connected to Buxco

Electronics preamplifiers built into a Graphtec Linearcorder Model WR 3310.

Male Charles River LAK:LVG (SYR) hamsters, 100-200 g fed weight, are stunned by a sharp blow to the head, loss of corneal reflex is assured, the hamsters are sacrificed by thoractomy and cutting the heart. Cervical trachea segments are removed to room temperature Krebs buffer, pH 7.4, aerated with 95% O₂ - 5% CO₂ gas and cleaned of adhering tissue. The segments are cut into two 3-4 mm long ring segments. Tracheal rings are suspended from transducers and anchored in 15.0 ml water jacketed organ baths by means of stainless steel hooks and 6-0 silk. Baths are filled with Krebs buffer, pH 7.4, maintained at 37°C and continuously aerated with 95% O₂ - 5% CO₂ gas. Tracheal rings are placed under 1.0 g initial tension and allowed a 90 min equilibration period with four 1 µM NKA challenge, wash and recovery cycles at 20 min intervals. 30 min vehicle pretreatment is followed by cumulative additions of rising doses of NKA (3 nM - 1 µM final concentration, 5 min intervals between additions). The final NKA response is followed by a 15 min wash and recovery period. 30 min pretreatment with a test compound or its vehicle is followed by cumulative additions of rising doses of NKA (3 nM - 10 µM final concentration if necessary, 5 min intervals between additions). The final NKA response is followed by a 1 mM carbachol challenge to obtain a maximal tension response in each tissue.

Tissue responses to NKA are recorded as positive pen displacements over baseline and converted to grams tension by comparison to standard weights. Responses are normalized as a % of the maximal tissue tension. ED₅₀'s are calculated for NKA from the control and treated NKA dose responses and compared. Test compounds resulting in an agonist dose ratio ≥ 2 at a screening concentration of 1 µM (i.e. pA₂ ≥ 6.0) are considered actives. Further dose response data is obtained for actives so that an apparent pA₂ estimate can be calculated. pA₂ is calculated either by estimation of K_i as described by Furchgott (where pA₂ = - Log K_i, R.F. Furchgott, *Pharm. Rev.* 7 [1995] 183) or by Schild Plot Analysis (O. Arunlakshana & H.O. Schild, *Br. J. Pharmacol.* 14[1959] 48) if the data is sufficient.

35 **Effect of NK₁ Antagonists on Substance P-Induced Airway Microvascular Leakage in Guinea Pigs**

Studies are performed on male Hartley guinea pigs ranging in weight from 400-650 g. The animals are given food and water *ad*

libitum. The animals are anesthetized by intraperitoneal injection of dialurethane (containing 0.1 g/ml diallylbarbituric acid, 0.4 g/ml ethylurea and 0.4 g/ml urethane). The trachea is cannulated just below the larynx and the animals are ventilated ($V_T = 4$ ml, $f = 45$ breaths/min) with a
5 Harvard rodent respirator. The jugular vein is cannulated for the injection of drugs.

The Evans blue dye technique (Danko, G. et al., Pharmacol. Commun., 1, 203-209, 1992) is used to measure airway microvascular leakage (AML). Evans blue (30 mg/kg) is injected intravenously, followed
10 1 min later by i.v. injection of substance P (10 μ g/kg). Five min later, the thorax is opened and a blunt-ended 13-gauge needle passed into the aorta. An incision is made in the right atrium and blood is expelled by flushing 100 ml of saline through the aortic catheter. The lungs and trachea are removed en-bloc and the trachea and bronchi are then blotted
15 dry with filter paper and weighed. Evans blue is extracted by incubation of the tissue at 37°C for 18 hr in 2 ml of formamide in stoppered tubes. The absorbance of the formamide extracts of dye is measured at 620 nm. The amount of dye is calculated by interpolation from a standard curve of Evans blue in the range 0.5-10 μ g/ml in formamide. The dye
20 concentration is expressed as ng dye per mg tissue wet weight. Test compounds were suspended in cyclodextran vehicle and given i.v. 5 min before substance P.

Measurement of NK₂ Activity In Vivo

Male Hartley guinea pigs (400-500 gm) with ad lib. access to
25 food and water are anesthetized with an intraperitoneal injection of 0.9 ml/kg dialurethane (containing 0.1 g/m diallylbarbituric acid, 0.4 g/ml ethylurea and 0.4 g/ml urethane). After induction of a surgical plane of anesthesia, tracheal, esophageal and jugular venous cannulae are implanted to facilitate mechanical respiration, measurement of
30 esophageal pressure and administration of drugs, respectively.

The guinea pigs are placed inside a whole body plethysmograph and the catheters connected to outlet ports in the plethysmograph wall. Airflow is measured using a differential pressure transducer (Validyne, Northridge CA, model MP45-1, range ± 2 cmH₂O)
35 which measures the pressure across a wire mesh screen that covers a 1 inch hole in the wall of the plethysmograph. The airflow signal is electrically integrated to a signal proportional to volume. Transpulmonary pressure is measured as the pressure difference between the trachea and

- 103 -

the esophagus using a differential pressure transducer (Validyne, Northridge, CA, model MP45-1, range ± 20 cm H₂O). The volume, airflow and transpulmonary pressure signals are monitored by means of a pulmonary analysis computer (Buxco Electronics, Sharon, CT, model 6) and used for the derivation of pulmonary resistance (R_L) and dynamic lung compliance (C_{Dyn}).

Bronchoconstriction Due to NKA

Increasing iv doses of NKA are administered at half log (0.01-3 μ g/kg) intervals allowing recovery to baseline pulmonary mechanics between each dose. Peak bronchoconstriction occurs within 30 seconds after each dose of agonist. The dose response is stopped when C_{Dyn} is reduced 80-90% from baseline. One dose-response to NKA is performed in each animal. Test compounds are suspended in cyclodextran vehicle and given i.v. 5 min before the initiation of the NKA dose response.

For each animal, dose response curves to NKA are constructed by plotting the percent increase in R_L or decrease in C_{Dyn} against log dose of agonist. The doses of NKA that increased R_L by 100% (R_L100) or decreased C_{Dyn} by 40% ($C_{Dyn}40$) from baseline values are obtained by log-linear interpolation of the dose response curves.

Neurokinin Receptor Binding Assay(s)

Chinese Hamster ovary (CHO) cells transfected with the coding regions for the human neurokinin 1 (NK1) of the human neurokinin 2 (NK2) receptors are grown in Dulbecco's minimal essential medium supplemented with 10% fetal calf serum, 0.1 mM non-essential amino acids, 2 mM glutamine, 100units/ml of penicillin and streptomycin, and 0.8 mg of G418/ml at 37°C in a humidified atmosphere containing 5% CO₂.

Cells are detached from T-175 flasks with a sterile solution containing 5mM EDTA in phosphate buffered saline. Cells are harvested by centrifugation and washed in RPMI media at 40°C for 5 minutes. The pellet is resuspended in Tris-HCl (pH7.4) containing 1 μ M phsphoramidon and 4 μ g/ml of chymostatin at a cell density of 30×10^6 cells/ml. The suspension is then homogenized in a Brinkman Polytron (setting 5) for 30-45 seconds. The homogenate is centrifuged at $800 \times g$ for 5 min at 4°C to collect unbroken cells and nuclei. The supernatant is centrifuged in a Sorvall RC5C at 19,000 rpm ($44,00 \times g$) for 30 min at 4°C. The pellet is resuspended, an aliquot is removed for a protein determination (BCA) and washed again. The resulting pellet is stored at -80°C.

- 104 -

To assay receptor binding, 50 μ l of [3 H]-Substance P (9-Sar, 11-Met [02]) (specific activity 41 Ci/mmol) (Dupont-NEN) (0.8 nM for the NK-1 assay) or [3 H]-Neurokinin A (specific activity 114 Ci/mmol) (Zenca) (1.0 nM for the NK-2 assay) is added to tubes containing buffer (50 mM Tris-HCl (pH 7.4) with 1 mM $MnCl_2$ and 0.2% Bovine Serum Albumin) and either DMSO or test compound. Binding is initiated by the addition of 100 μ l of membrane (10-20 μ g) containing the human NK-1 or NK-2 receptor in a final volume of 200 μ l. After 40 minutes at room temperature, the reaction is stopped by rapid filtration onto Whatman GF/C filters which have been presoaked in 0.3% polyethylenimine. Filters are washed 2 times with 3 ml of 50 mM Tris-HCl (pH 7.4). Filters are added to 6 mls of Ready-Safe liquid scintillation cocktail and quantified by liquid scintillation spectrometry in a LKB 1219 RackBeta counter. Non-specific binding is determined by the addition of either 1 μ M of CP-99994 (NK-1) or 1 μ M SR-48968 (NK-2) (both synthesized by the chemistry department of Schering-Plough Research Institute). IC_{50} values are determined from competition binding curves and K_i values are determined according to Cheng and Prusoff using the experimentally determined value of 0.8 nM for the NK-1 receptor and 2.4 nM for the NK-2 receptor.

NK₃ activity is determined by following a procedure similar to that described in the literature, e.g., *Molecular Pharmacol.*, 48 (1995), p. 711-716.

% Inhibition is the difference between the percent of maximum specific binding (MSB) and 100%. The percent of MSB is defined by the following equation, wherein "dpm" is disintegrations per minute:

$$\% \text{ MSB} = \frac{(\text{dpm of unknown}) - (\text{dpm of nonspecific binding})}{(\text{dpm of total binding}) - (\text{dpm of nonspecific binding})} \times 100$$

It will be recognized that compounds of formula I exhibit NK₁, NK₂ and/or NK₃ antagonist activity to varying degrees, e.g., certain compounds have strong NK₁ antagonist activity, but weaker NK₂ and NK₃ antagonist activity, while others are strong NK₂ antagonists, but weaker NK₁ and NK₃ antagonists. While compounds with approximate equipotency are preferred, it is also within the scope of this invention to use compounds of with unequal NK₁/NK₂/NK₃ antagonist activity when clinically appropriate.

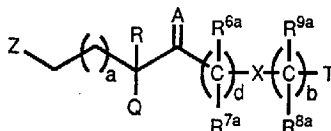
Using the test procedures described above, the following data (% inhibition or K_i) were obtained for preferred and/or representative compounds of formula I:

Ex.	% Inhibition NK ₁ (1 μ M dose)	K_i (NK ₁) (nM)	% Inhibition NK ₂ (1 μ M dose)	K_i (NK ₂) (nM)	K_i (NK ₃) (nM)
1	88.0	25	95.0	20	109
1C	44.0	--	16.0	--	--
2	69.0	40	17.0	--	--
7	69.0	121	13.0	--	--
22AK	67	132	95	2.0	--
22AL	12.0	--	100	2.0	--
35C	93	2.0	0.0	--	--
39F	93	4.3	96	12.0	--
42L	91	4.6	86	123.0	--

- Compounds of the present invention exhibit a range of
- 5 activity: percent inhibition at a dosage of 1 μ M ranges from about 0 to about 100% inhibition of NK₁ and/or about 0 to about 100% inhibition of NK₂. Preferred are compounds having a $K_i \leq 100$ nM for the NK₁ receptor. Also preferred are compounds having a $K_i \leq 100$ nM for the NK₂ receptor. Another group of preferred compounds are those having a $K_i \leq 100$ nM for
- 10 each of the NK₁ and NK₂ receptors.

We claim:

1. A compound represented by the structural formula



- 5 or a pharmaceutically acceptable salt thereof, wherein:
- a is 0, 1, 2 or 3;
- b and d are independently 0, 1 or 2;
- R is H, C₁₋₆ alkyl, -OR⁶ or C₂₋₆ hydroxyalkyl;
- A is =N-OR¹, =N-N(R²)(R³), =C(R¹¹)(R¹²) or =NR²⁵;
- 10 X is a bond, -C(O)-, -O-, -NR⁶-, -S(O)_e-, -N(R⁶)C(O)-, -C(O)N(R⁶)-OC(O)NR⁶-, -OC(=S)NR⁶-, -N(R⁶)C(=S)O-, -C(=NOR¹)-, -S(O)₂N(R⁶)-, -N(R⁶)S(O)₂-, -N(R⁶)C(O)O- or -OC(O)-, provided that when d is 0, X is a bond, -C(O)-, -NR⁶-, -C(O)N(R⁶)-, -N(R⁶)C(O)-, -OC(O)NR⁶-, -C(=NOR¹)-, -N(R⁶)C(=S)O-, -OC(=S)NR⁶-, -N(R⁶)S(O)₂- or -N(R⁶)C(O)O-; provided
- 15 that when A is =C(R¹¹)(R¹²) and d is 0, X is not -NR⁶- or -N(R⁶)C(O)-; and provided that when A is =NR²⁵, d is 0 and X is -NR⁶- or -N(R⁶)C(O)-;
- T is H, R⁴-aryl, R⁴-heterocycloalkyl, R⁴-heteroaryl, phthalimidyl, R⁴-cycloalkyl or R¹⁰-bridged cycloalkyl;
- Q is R⁵-phenyl, R⁵-naphthyl, -SR⁶, -N(R⁶)(R⁷), -OR⁶ or R⁵-hetero-
- 20 aryl, provided that when Q is -SR⁶, -N(R⁶)(R⁷) or -OR⁶, R is not -OR⁶;
- R¹ is H, C₁₋₆ alkyl, -(C(R⁶)(R⁷))_n-G, -G², -(C(R⁶)(R⁷))_p-M-(C(R¹³)(R¹⁴))_n-(C(R⁸)(R⁹))_u-G, -C(O)N(R⁶)-(C(R¹³)(R¹⁴))_n-(C(R⁸)(R⁹))_u-G or -(C(R⁶)(R⁷))_p-M-(R⁴-heteroaryl);
- R² and R³ are independently selected from the group consisting of
- 25 H, C₁₋₆ alkyl, -CN, -(C(R⁶)(R⁷))_n-G, -G², -C(O)-(C(R⁸)(R⁹))_n-G and -S(O)_eR¹³; or R² and R³, together with the nitrogen to which they are attached, form a ring of 5 to 6 members, wherein 0, 1 or 2 ring members are selected from the group consisting of -O-, -S- and -N(R¹⁹)-;
- R⁴ and R⁵ are independently 1-3 substituents independently
- 30 selected from the group consisting of H, halogeno, -OR⁶, -OC(O)R⁶, -OC(O)N(R⁶)(R⁷), -N(R⁶)(R⁷), C₁₋₆ alkyl, -CF₃, -C₂F₅, -COR⁶, -CO₂R⁶, -CON(R⁶)(R⁷), -S(O)_eR¹³, -CN, -OCF₃, -NR⁶CO₂R¹⁶, -NR⁶COR⁷, -NR⁸CON(R⁶)(R⁷), R¹⁵-phenyl, R¹⁵-benzyl, NO₂, -N(R⁶)S(O)₂R¹³ or -S(O)₂N(R⁶)(R⁷); or adjacent R⁴ substituents or adjacent R⁵ substituents
- 35 can form a -O-CH₂-O- group; and R⁴ can also be R¹⁵-heteroaryl;

R⁶, R⁷, R⁸, R^{6a}, R^{7a}, R^{8a}, R¹³ and R¹⁴ are independently selected from the group consisting of H, C₁₋₆ alkyl, C₂₋₆ hydroxyalkyl, C₁₋₆ alkoxy-C₁₋₆ alkyl, R¹⁵-phenyl, and R¹⁵-benzyl; or R⁶ and R⁷, together with the nitrogen to which they are attached, form a ring of 5 to 6 members, wherein 0, 1 or 2 ring members are selected from the group consisting of -O-, -S- and -N(R¹⁹)-;

R⁹ and R^{9a} are independently selected from the group consisting of R⁶ and -OR⁶

R¹⁰ and R^{10a} are independently selected from the group consisting of H and C₁₋₆ alkyl;

R¹¹ and R¹² are independently selected from the group consisting of H, C₁₋₆ alkyl, -CO₂R⁶, -OR⁶, -C(O)N(R⁶)(R⁷), C₁₋₆ hydroxyalkyl, -(CH₂)_rOC(O)R⁶, -(CH₂)_rOC(O)CH=CH₂, -(CH₂)_rO(CH₂)_s-CO₂R⁶, -(CH₂)_rO-(CH₂)_s-C(O)N(R⁶)(R⁷) and -(CH₂)_rN(R⁶)(R⁷);

R¹⁵ is 1 to 3 substituents independently selected from the group consisting of H, C₁₋₆ alkyl, C₁₋₆ alkoxy, C₁₋₆ alkylthio, halogeno, -CF₃, -C₂F₅, -COR¹⁰, -CO₂R¹⁰, -C(O)N(R¹⁰)₂, -S(O)_eR^{10a}, -CN, -N(R¹⁰)COR¹⁰, -N(R¹⁰)CON(R¹⁰)₂ and -NO₂;

R¹⁶ is C₁₋₆ alkyl, R¹⁵-phenyl or R¹⁵-benzyl;
 R¹⁹ is H, C₁₋₆ alkyl, -C(O)N(R¹⁰)₂, -CO₂R¹⁰,
 -(C(R⁸)(R⁹))_f-CO₂R¹⁰ or -(C(R⁸)(R⁹))_u-C(O)N(R¹⁰)₂;
 f, n, p, r and s are independently 1-6;
 u is 0-6;

G is selected from the group consisting of H, R⁴-aryl, R⁴-hetero-cycloalkyl, R⁴-heteroaryl, R⁴-cycloalkyl, -OR⁶, -N(R⁶)(R⁷), -COR⁶, -CO₂R⁶, -CON(R⁷)(R⁹), -S(O)_eR¹³, -NR⁶CO₂R¹⁶, -NR⁶COR⁷, -NR⁸CON(R⁶)(R⁷), -N(R⁶)S(O)₂R¹³, -S(O)₂N(R⁶)(R⁷), -OC(O)R⁶, -OC(O)N(R⁶)(R⁷), -C(=NOR⁸)N(R⁶)(R⁷), -C(=NR²⁵)N(R⁶)(R⁷), -N(R⁸)C(=NR²⁵)N(R⁶)(R⁷), -CN, -C(O)N(R⁶)OR⁷, and -C(O)N(R⁹)-(R⁴-heteroaryl), provided that when n is 1 and u is 0, or when R⁹ is -OR⁶, G is not -OH or -N(R⁶)(R⁷);

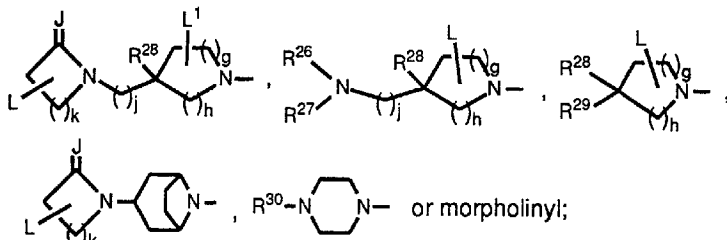
M is selected from the group consisting of a double bond, -O-, -N(R⁶)-, -C(O)-, -C(R⁶)(OR⁷)-, -C(R⁸)(N(R⁶)(R⁷))-, -C(=NOR⁶)N(R⁷)-, -C(N(R⁶)(R⁷))=NO-, -C(=NR²⁵)N(R⁶)-, -C(O)N(R⁹)-, -N(R⁹)C(O)-, -C(=S)N(R⁹)-, -N(R⁹)C(=S)- and -N(R⁶)C(O)N(R⁷)-, provided that when n is 1, G is not OH or -NH(R⁶); and when p is 2-6, M can also be -N(R⁶)C(=NR²⁵)N(R⁷)- or -OC(O)N(R⁶)-;

G² is R⁴-aryl, R⁴-heterocycloalkyl, R⁴-heteroaryl, R⁴-cycloalkyl, -COR⁶, -CO₂R¹⁶, -S(O)₂N(R⁶)(R⁷) or -CON(R⁶)(R⁷);

- 108 -

e is 0, 1 or 2, provided that when e is 1 or 2, R¹³ and R^{10a} are not H;
R²⁵ is H, C₁-C₆ alkyl, -CN, R¹⁵-phenyl or R¹⁵-benzyl;

Z is



5 g and j are independently 0-3;

h and k are independently 1-4, provided the sum of h and g is 1-7;

J is two hydrogen atoms, =O, =S, =NR⁹ or =NOR¹;

L and L¹ are independently selected from the group consisting of H,

C₁-C₆ alkyl, C₁-C₆ alkenyl, -CH₂-cycloalkyl, R¹⁵-benzyl, R¹⁵-heteroaryl,
10 -C(O)R⁶, -(CH₂)_m-OR⁶, -(CH₂)_m-N(R⁶)(R⁷), -(CH₂)_m-C(O)-OR⁶ and
-(CH₂)_m-C(O)N(R⁶)(R⁷);

m is 0 to 4, provided that when j is 0, m is 1-4;

R²⁶ and R²⁷ are independently selected from the group consisting

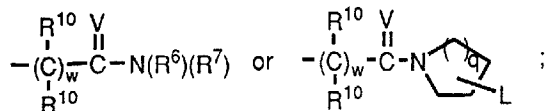
15 of H, C₁-C₆ alkyl, R⁴-aryl and R⁴-heteroaryl; or R²⁶ is H, C₁-C₆ alkyl,
R⁴-aryl or R⁴-heteroaryl, and R²⁷ is -C(O)R⁶, -C(O)-N(R⁶)(R⁷),
-C(O)(R⁴-aryl), -C(O)(R⁴-heteroaryl), -SO₂R¹³ or -SO₂-(R⁴-aryl);

R²⁸ is H, -(C(R⁶)(R¹⁹))_t-G, -(C(R⁶)(R⁷))_v-G² or -NO₂;

t and v are 0, 1, 2 or 3, provided that when j is 0, t is 1, 2 or 3;

R²⁹ is H, C₁-C₆ alkyl, -C(R¹⁰)₂S(O)_eR⁶, R⁴-phenyl or R⁴-heteroaryl;

20 R³⁰ is H, C₁-C₆ alkyl, R⁴-cycloalkyl, -(C(R¹⁰))_{2w}-(R⁴-phenyl),
-(C(R¹⁰))_{2w}-(R⁴-heteroaryl), -C(O)R⁶, -C(O)OR⁶, -C(O)N(R⁶)(R⁷),



w is 0, 1, 2, or 3;

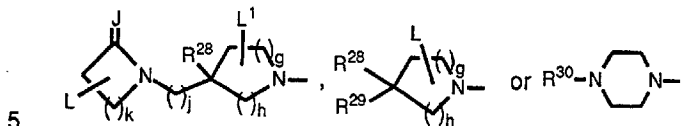
V is =O, =S or =NR⁶; and

25 q is 0-4.

2. A compound of claim 1 wherein X is -O-, -C(O)-, a bond, -NR⁶-,
-S(O)_e-, -N(R⁶)C(O)-, -C(O)NR⁶-, -OC(O)NR⁶- or -C(=NOR¹)-

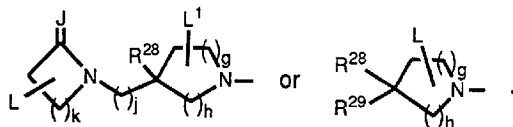
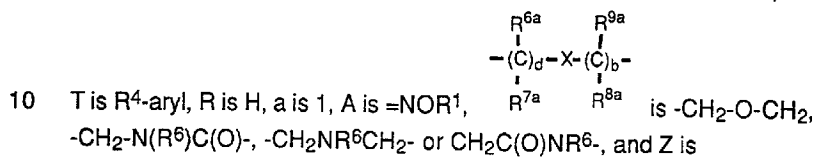
3. A compound of claim 1 or 2 wherein Q is R⁵-phenyl, R⁵-naphthyl or R⁵-heteroaryl.

4. A compound of any of claims 1, 2 or 3 wherein Z is



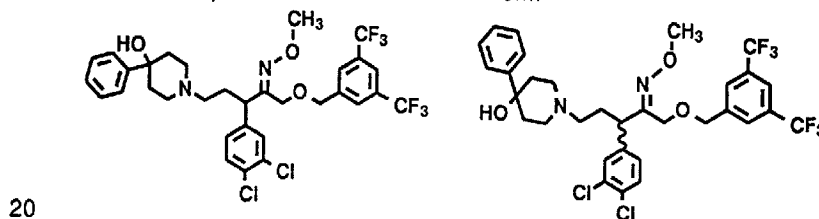
5. A compound of any of claims 1, 2, 3 or 4 wherein A is =N-OR¹.

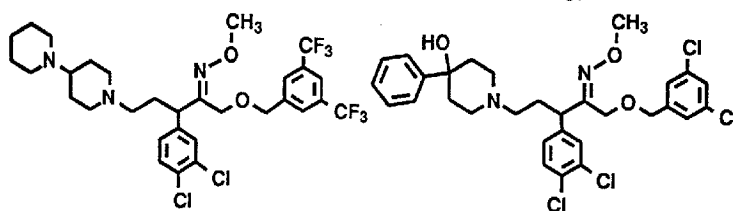
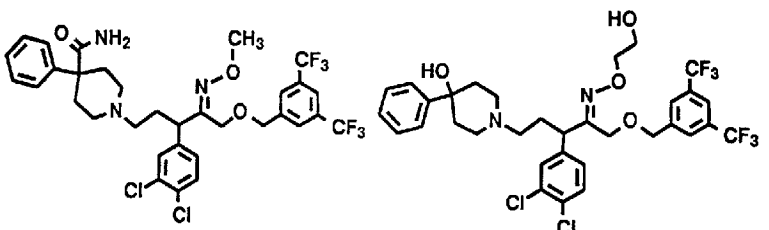
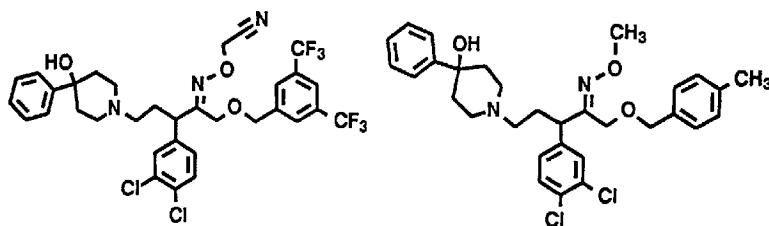
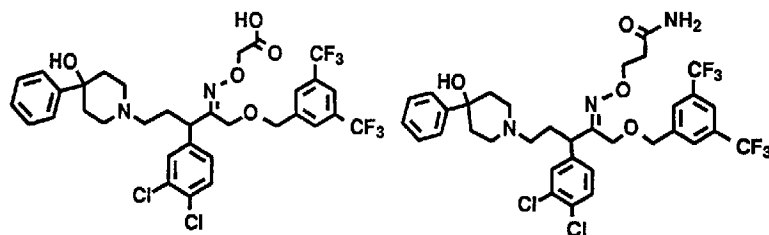
6. A compound of any of claims 1, 2, 3, 4 or 5 wherein Q is R⁵-phenyl,



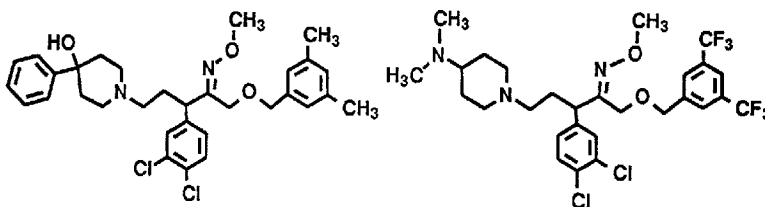
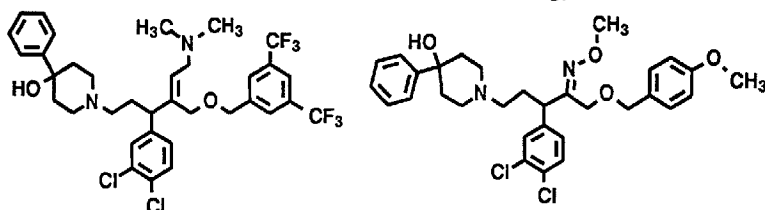
7. A compound of any of claims 1, 2, 3, 4, 5 or 6 wherein R¹ is H, alkyl, 15
-(CH₂)_n-G, -(CH₂)_p-M-(CH₂)_n-G or -C(O)N(R⁶)(R⁷), wherein M is -O- or -C(O)N(R⁹)- and G is -CO₂R⁶, -OR⁶, -C(O)N(R⁶)(R⁹), -C(=NOR⁸)N(R⁶)(R⁷), -C(O)N(R⁹)(R⁴-heteroaryl) or R⁴-heteroaryl.

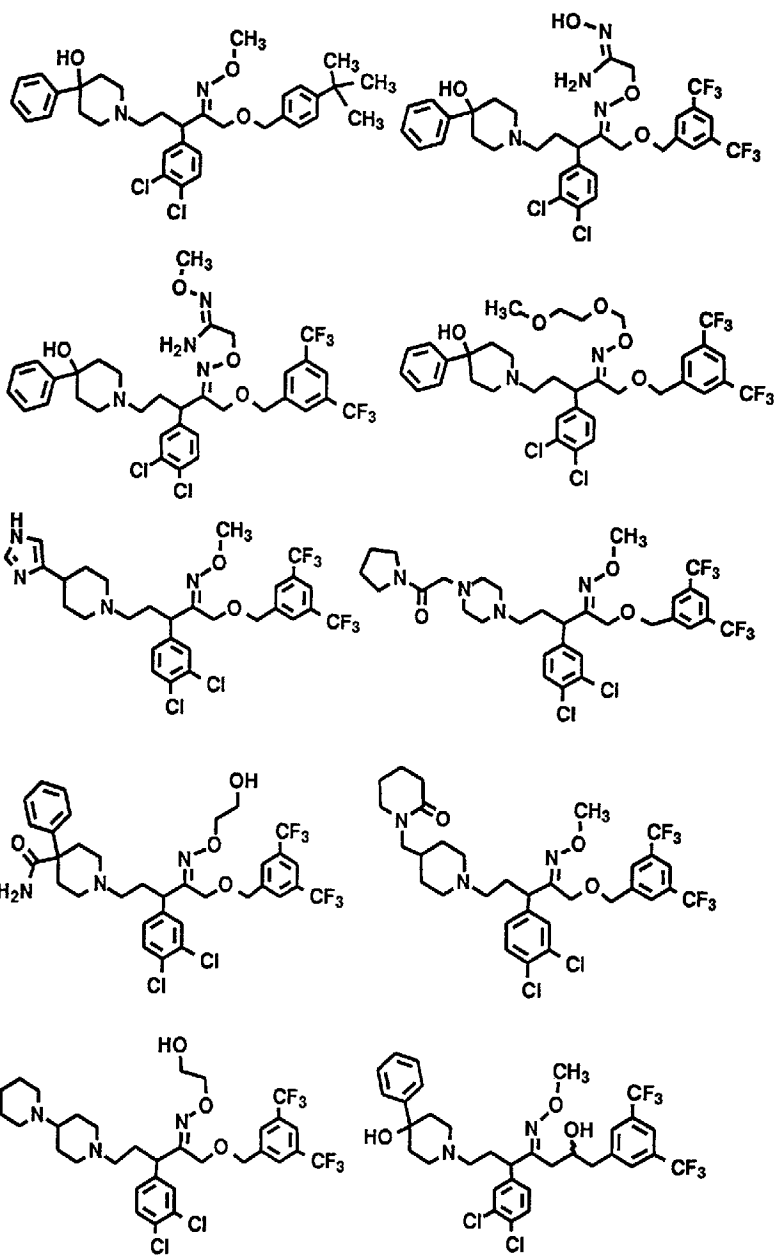
8. A compound of claim 1 selected from:



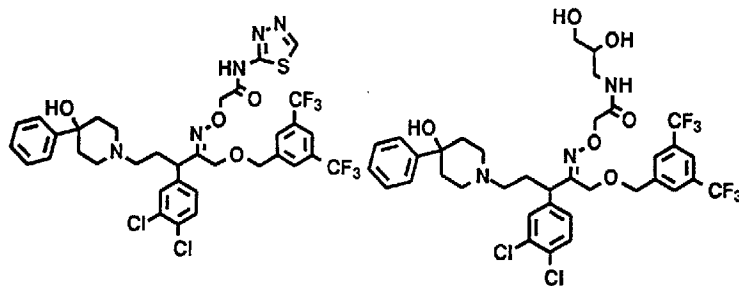
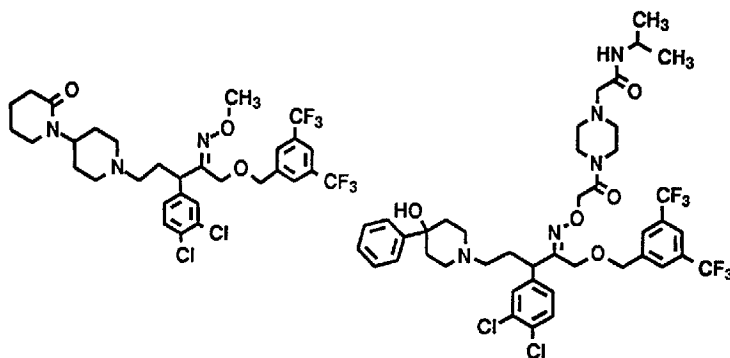
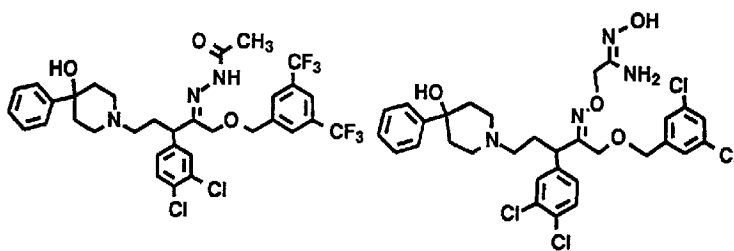


5

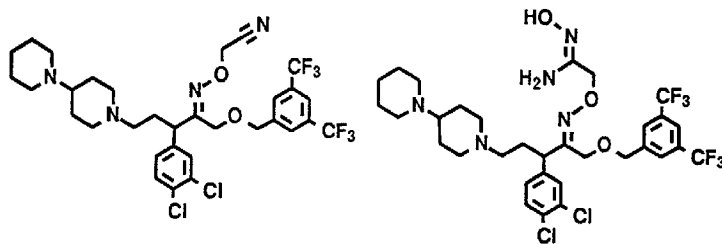


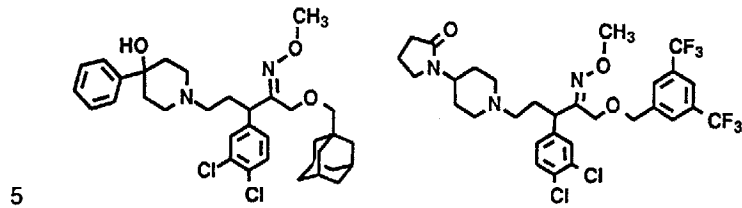
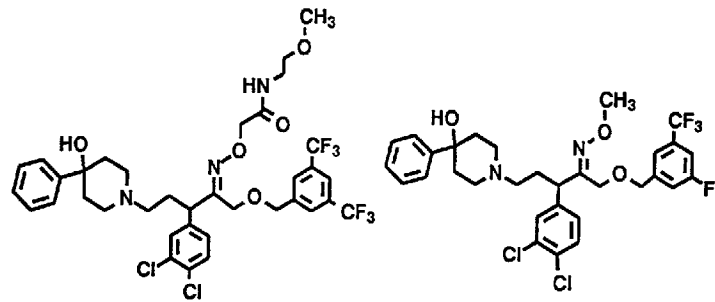
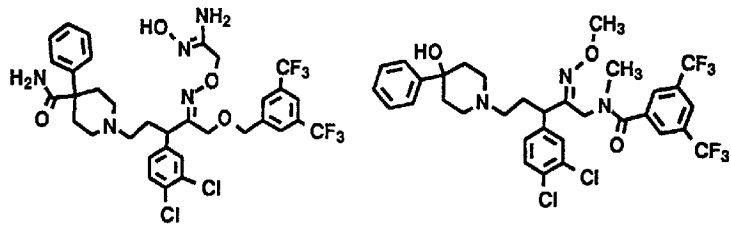


5

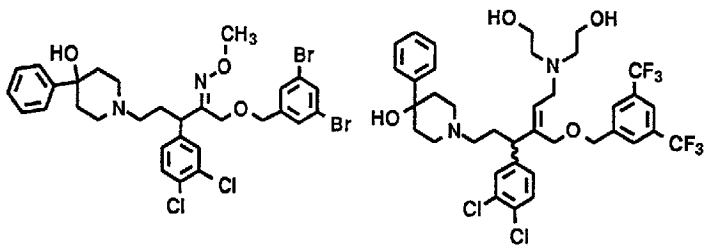
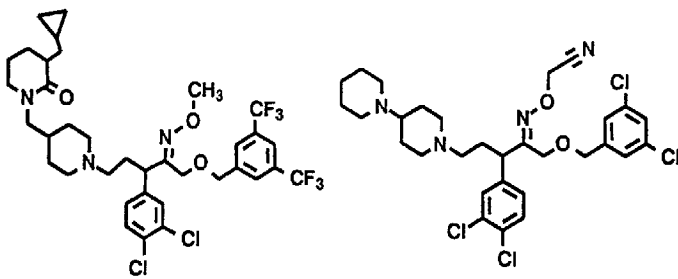


5

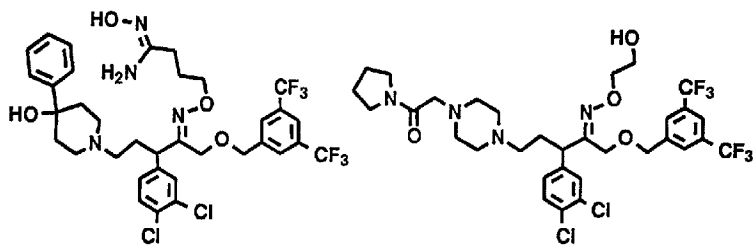
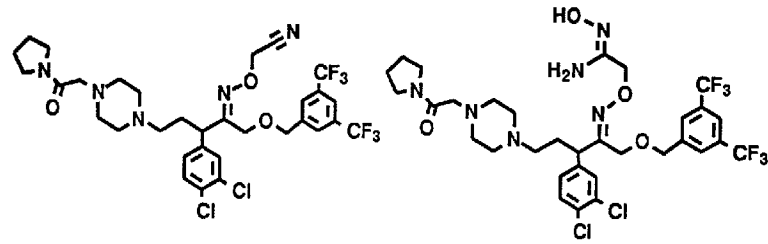
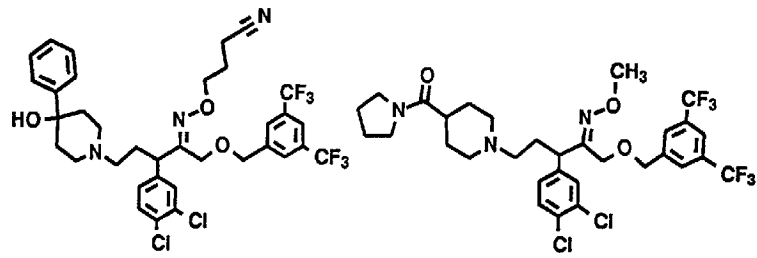




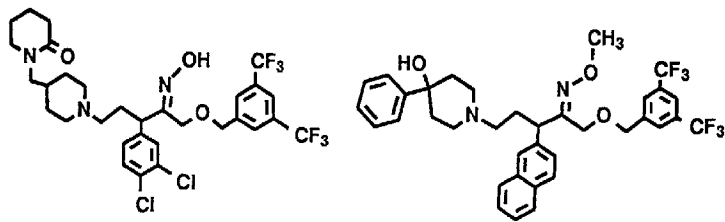
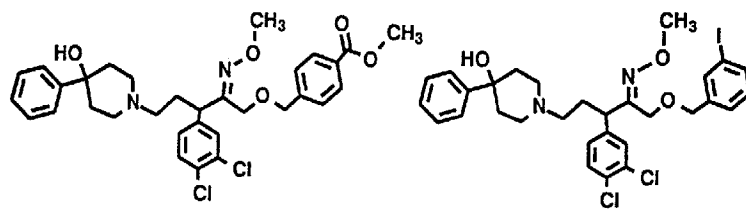
5



10

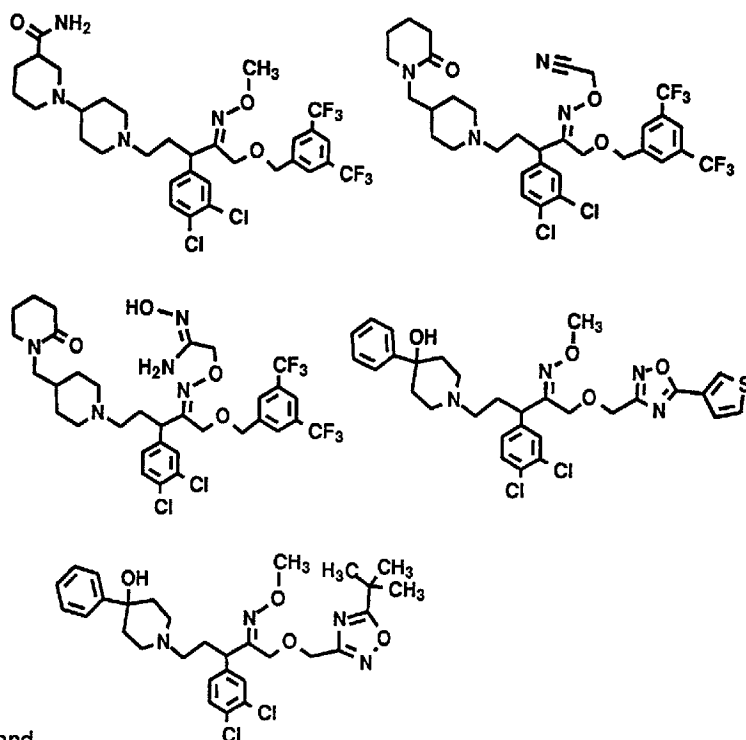


5



10

- 115 -



5 and

9. A pharmaceutical composition comprising an effective amount of a compound of any of claims 1, 2, 3, 4, 5, 6, 7 or 8 and a pharmaceutically acceptable carrier.
10. The use of a compound of any of claims 1, 2, 3, 4, 5, 6, 7, or 8 for the preparation of a medicament for treating asthma, cough, bronchospasm, central nervous system diseases, inflammatory diseases and gastrointestinal disorders.
- 15

11. A method of treatment of asthma, cough,
bronchospasm, central nervous system diseases, inflammatory
diseases and gastrointestinal disorders in a mammalian
subject which comprises administering to the subject an
5 effective amount of a compound according to any one of
claims 1, 2, 3, 4, 5, 6, 7 or 8.

12. Use of a compound according to any one of claims 1,
2, 3, 4, 5, 6, 7 or 8 for the treatment of asthma, cough,
bronchospasm, central nervous system diseases, inflammatory
10 diseases and gastrointestinal disorders.

13. A compound of formula (I) substantially as herein
described with reference to any one of Examples 1 - 56.

14. A pharmaceutical composition comprising an
effective amount of the compound of formula (I)
15 substantially as herein described with reference to any one
of Examples A to C.

15. The use of a compound according to any of claims 1,
2, 3, 4, 5, 6, 7 or 8 for the preparation of a medicament
for treating asthma, cough, bronchospasm, central nervous
20 system diseases, inflammatory diseases and gastrointestinal
disorders substantially as herein described.

16. A method of treatment of asthma, cough,
bronchospasm, central nervous system diseases, inflammatory
diseases and gastrointestinal disorders in a mammalian
subject which comprises administering to the subject an
25 effective amount of a compound according to any one of
claims 1, 2, 3, 4, 5, 6, 7 or 8 substantially as herein
described.

17. Use of a compound according to any one of claims 1,
2, 3, 4, 5, 6, 7 or 8 for the treatment of asthma, cough,
bronchospasm, central nervous system diseases, inflammatory
diseases and gastrointestinal disorders substantially as
30 herein described.

Dated this 7th day of April 1999

35 SCHERING CORPORATION
By their Patent Attorneys
GRIFFITH HACK

