



US00D524399S

(12) **United States Design Patent**  
**Madore et al.**

(10) **Patent No.:** **US D524,399 S**

(45) **Date of Patent:** **\*\* Jul. 4, 2006**

(54) **PORTION OF A GOLF CLUB HEAD**

(75) Inventors: **Carl L. Madore**, Portland, OR (US);  
**Andrew G. V. Oldknow**, Beaverton,  
OR (US)

(73) Assignee: **Nike, Inc.**, Beaverton, OR (US)

(\*\*) Term: **14 Years**

(21) Appl. No.: **29/243,173**

(22) Filed: **Nov. 22, 2005**

(51) **LOC (8) Cl.** ..... **21-02**

(52) **U.S. Cl.** ..... **D21/759**

(58) **Field of Classification Search** ..... D21/733,  
D21/752, 759; 473/324–331, 343–346  
See application file for complete search history.

(56) **References Cited**

U.S. PATENT DOCUMENTS

D349,543 S	*	8/1994	MacDougall	.....	D21/733
D351,440 S		10/1994	Allen		
D369,392 S		4/1996	Adams et al.		
D385,607 S		10/1997	Adams		
D401,299 S		11/1998	Burrows		
D402,342 S		12/1998	Antonious		
5,954,595 A		9/1999	Antonious		
D416,967 S	*	11/1999	Ackerman	.....	D21/752
6,168,537 B1		1/2001	Ezawa		
D444,522 S		7/2001	Crousore		
D448,824 S		10/2001	Koizumi et al.		
6,332,848 B1		12/2001	Long et al.		
D458,325 S		6/2002	Antonious		
D463,516 S		9/2002	Antonious		
D470,202 S		2/2003	Tunno		
6,530,847 B1		3/2003	Antonious		

6,620,055 B1	9/2003	Saso	
D481,087 S	10/2003	Antonious	
D486,542 S	2/2004	Burrows	
6,855,068 B1	2/2005	Antonious	
D504,478 S	4/2005	Burrows	
D505,465 S	5/2005	Liou	
D506,236 S	* 6/2005	Evans et al.	..... D21/752
D508,274 S	8/2005	Burrows	
D508,275 S	8/2005	Burrows	
2003/0144079 A1	7/2003	Yoneyama	
2005/0119068 A1	6/2005	Onoda et al.	

\* cited by examiner

*Primary Examiner*—Mitchell Siegel

(74) *Attorney, Agent, or Firm*—Banner & Witcoff, Ltd.

(57) **CLAIM**

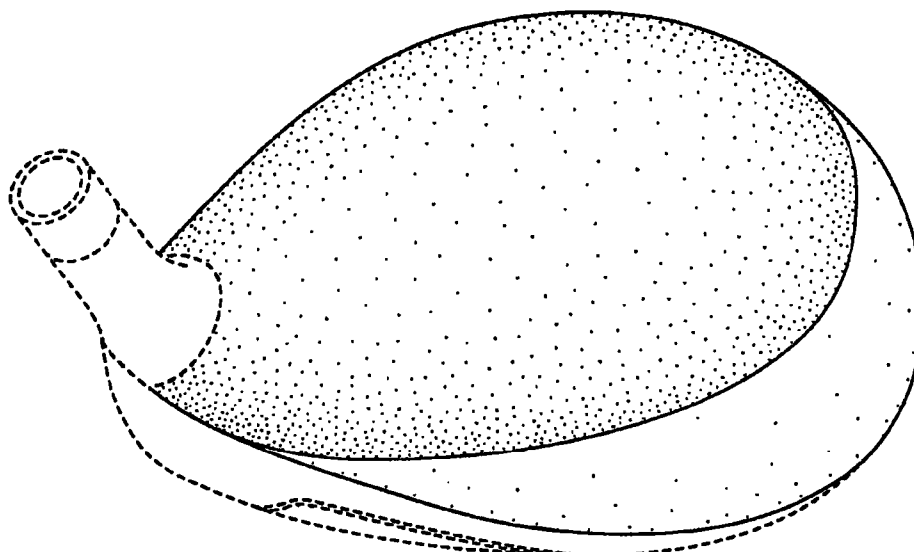
The ornamental design for a portion of a golf club head, as shown and described.

**DESCRIPTION**

FIG. 1 is a top perspective view of a portion of a golf club head showing our new design; FIG. 2 is a top view thereof; FIG. 3 is a toe end view thereof; FIG. 4 is a heel end view thereof; FIG. 5 is a front view thereof; and, FIG. 6 is a rear view thereof.

The uneven broken line immediately adjacent to the shaded area represents an unclaimed boundary of the design. The broken line showing of the remainder of the golf club head is for illustrative purposes only and forms no part of the claimed design. The contrast in shading represents a change in material, texture or color.

**1 Claim, 4 Drawing Sheets**



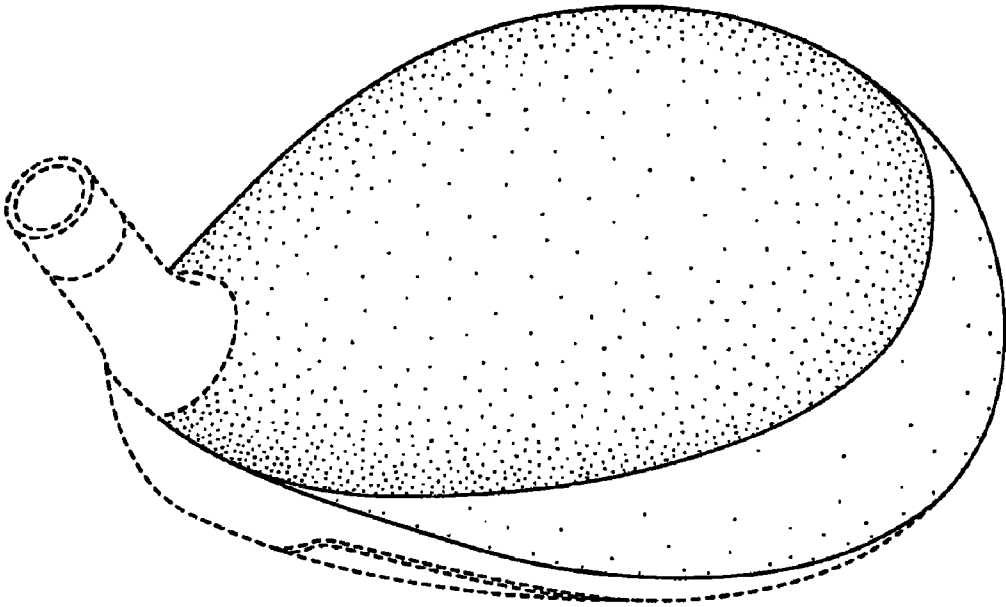


FIG. 1

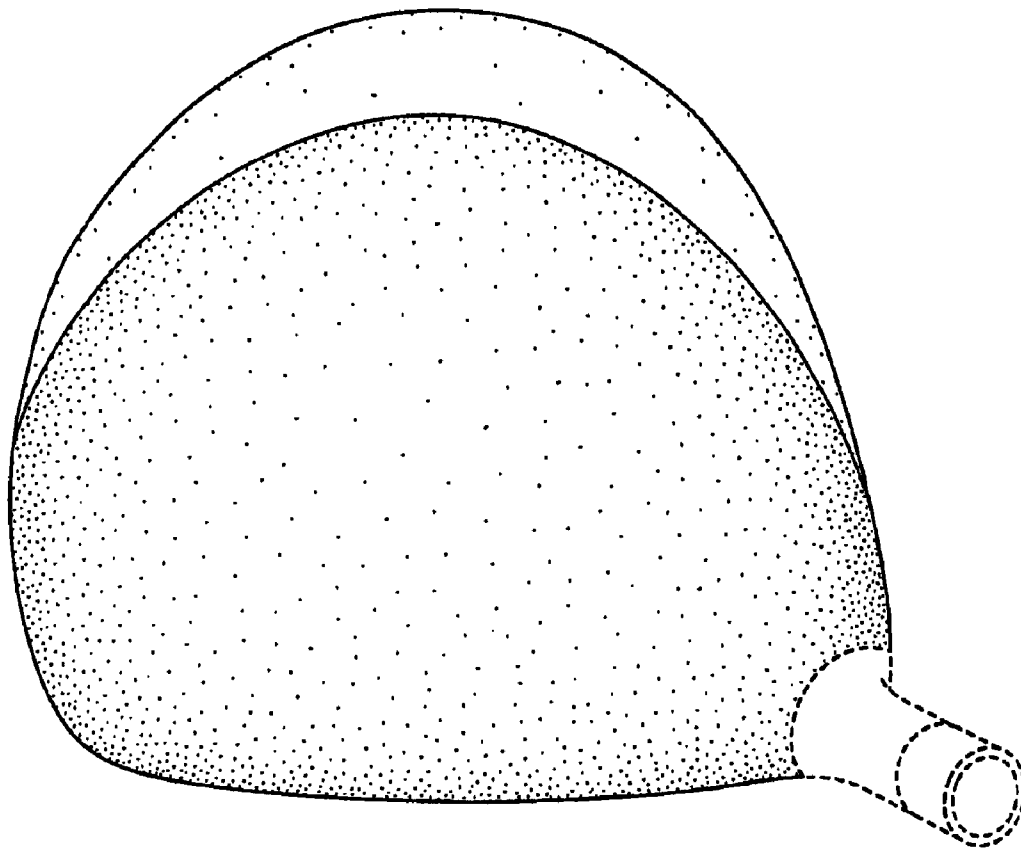


FIG. 2

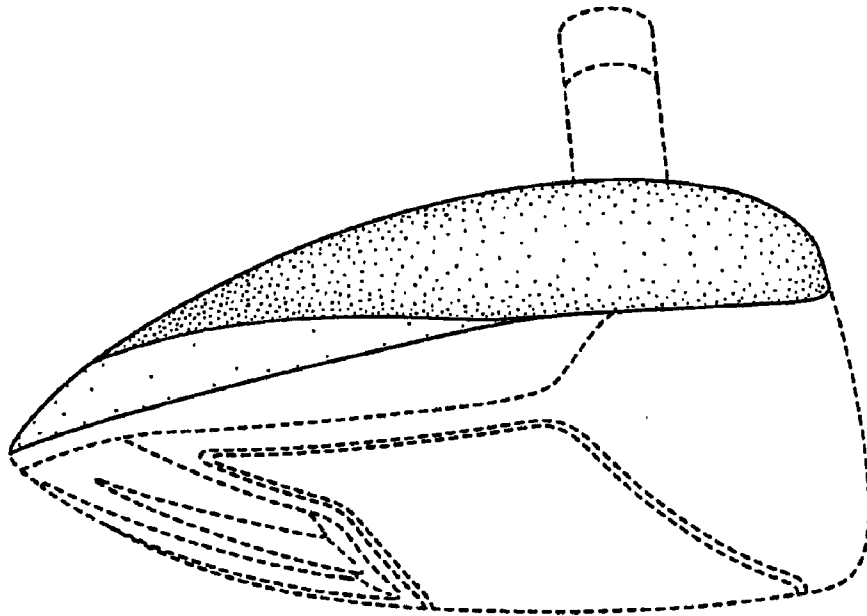


FIG. 3

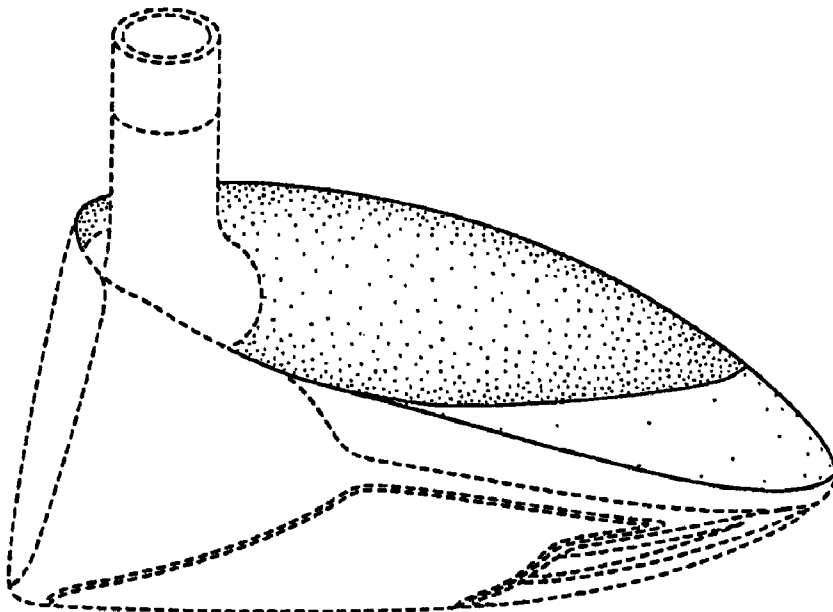


FIG. 4

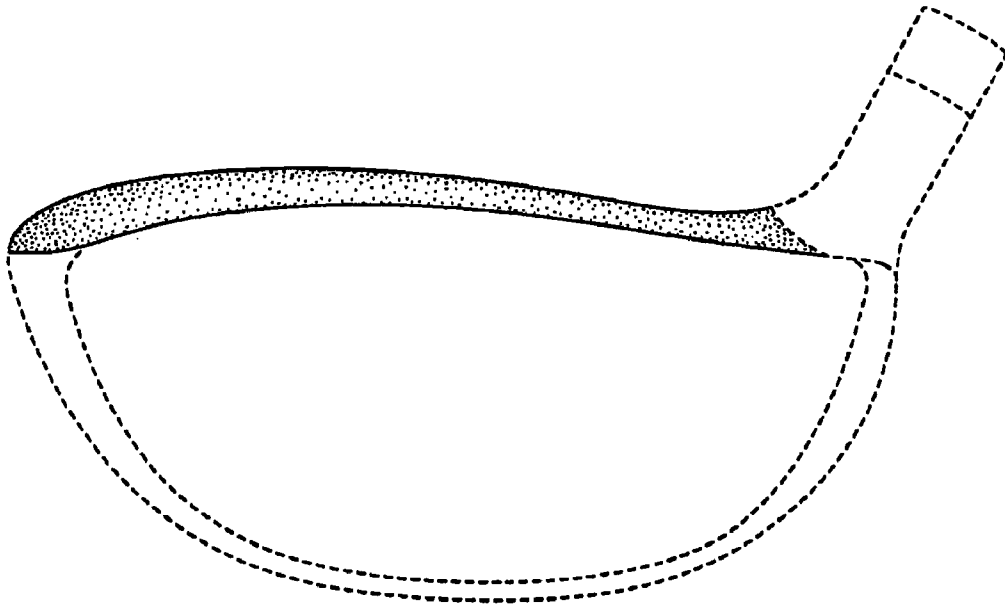


FIG. 5

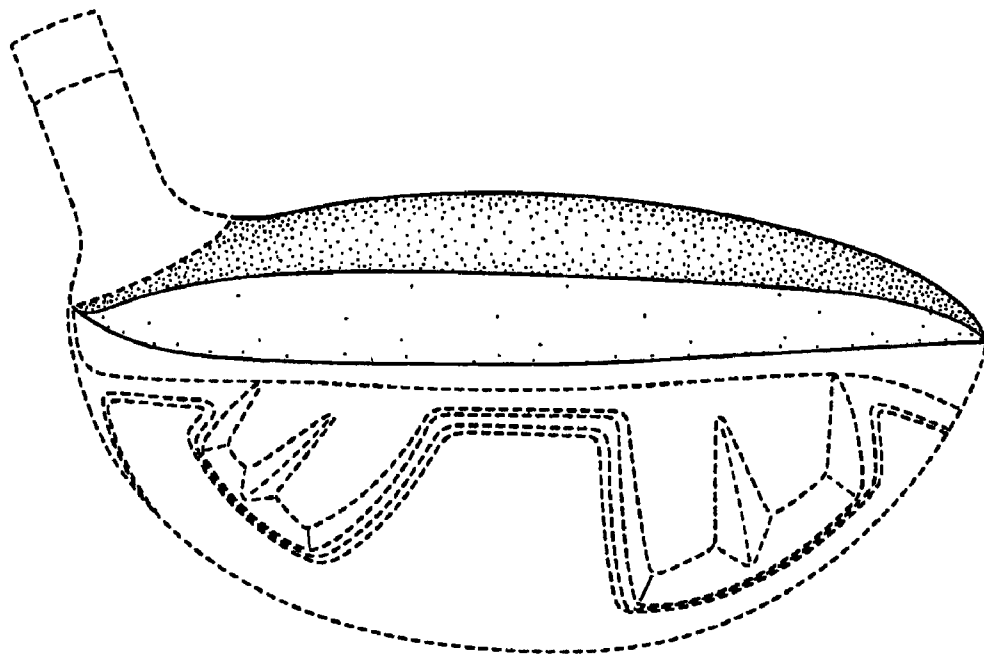


FIG. 6