



US00D594106S

(12) **United States Design Patent**
Sturm et al.

(10) **Patent No.:** **US D594,106 S**

(45) **Date of Patent:** **** Jun. 9, 2009**

(54) **FAN**

D445,887 S * 7/2001 Campbell D23/377
D525,699 S * 7/2006 Davenport et al. D23/377

(75) Inventors: **Gerhard Sturm**, Mulfingen (DE);
Gunter Streng, Schrozberg (DE); **Dieter Best**, Ingelfingen (DE); **Thomas Sauer**,
Idstein (DE); **Martin Bürkert**,
Dörzbach-Hohebach (DE)

* cited by examiner

Primary Examiner—Lisa P Lichtenstein

(74) *Attorney, Agent, or Firm*—Brinks Hofer Gilson & Lione

(73) Assignee: **EBM-Papst Mulfingen GmbH & Co.**
KG, Mulfingen (DE)

(57) **CLAIM**

(**) Term: **14 Years**

The ornamental design for a fan, as shown and described.

(21) Appl. No.: **29/327,264**

DESCRIPTION

(22) Filed: **Nov. 3, 2008**

(30) **Foreign Application Priority Data**

May 2, 2008 (EM) 000928247

(51) **LOC (9) Cl.** **23-04**

(52) **U.S. Cl.** **D23/377**

(58) **Field of Classification Search** D23/377,
D23/379, 385, 411, 413; 416/5

See application file for complete search history.

FIG. 1 is a front view of the fan;
FIG. 2 is a rear view thereof;
FIG. 3 is a front perspective view thereof;
FIG. 4 is a side view thereof;
FIG. 5 is another side view thereof;
FIG. 6 is another side view thereof; and,
FIG. 7 is another side view thereof.

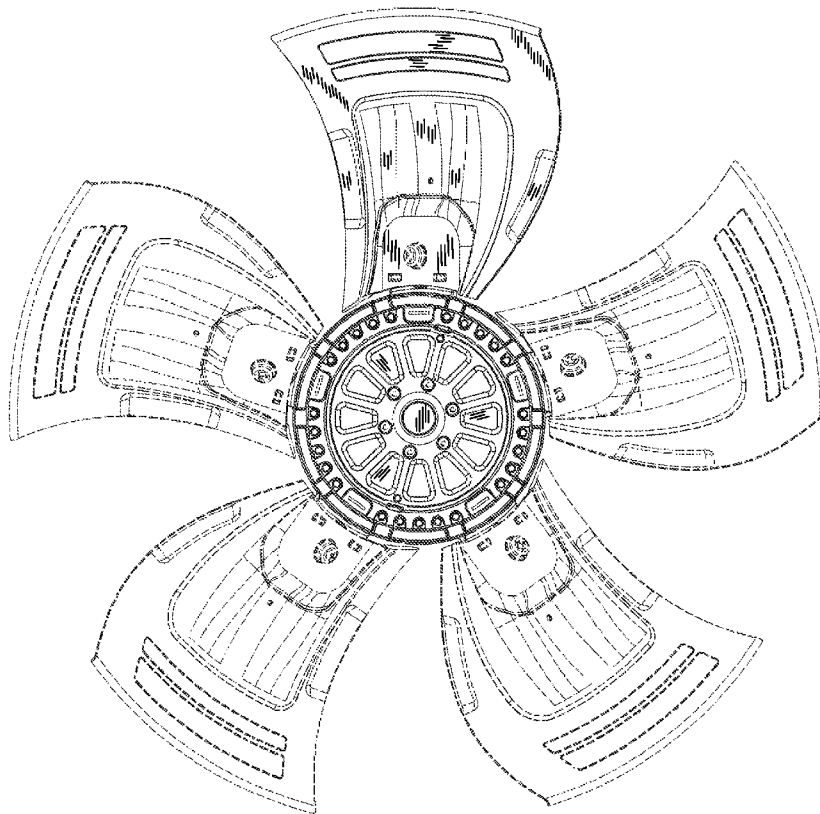
The broken line showing of portions of a fan is included for the purpose of illustrating environmental structure and forms no part of the claimed design.

(56) **References Cited**

U.S. PATENT DOCUMENTS

D346,439 S * 4/1994 Liu D23/377

1 Claim, 7 Drawing Sheets



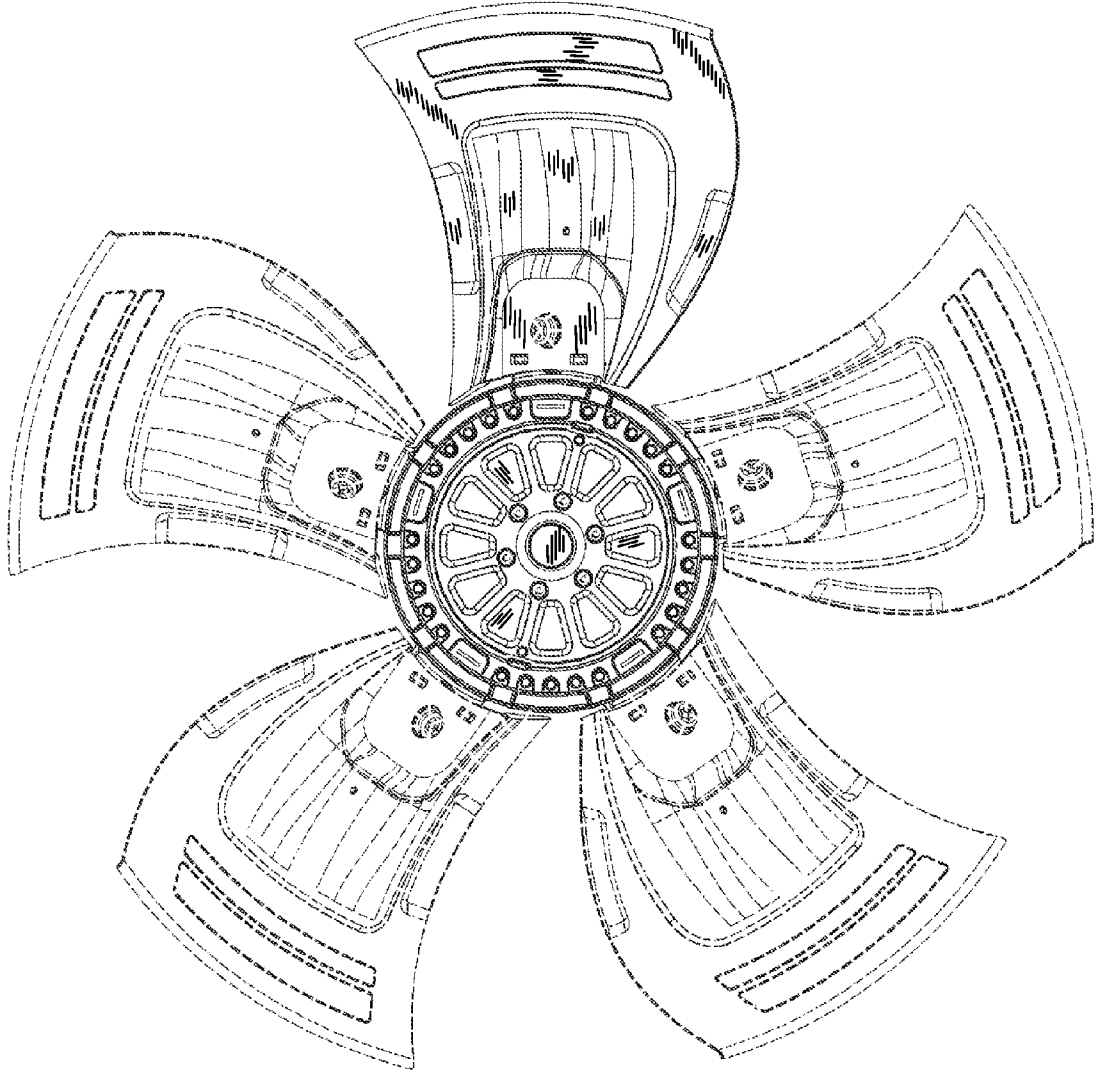


FIG. 1




FIG. 2

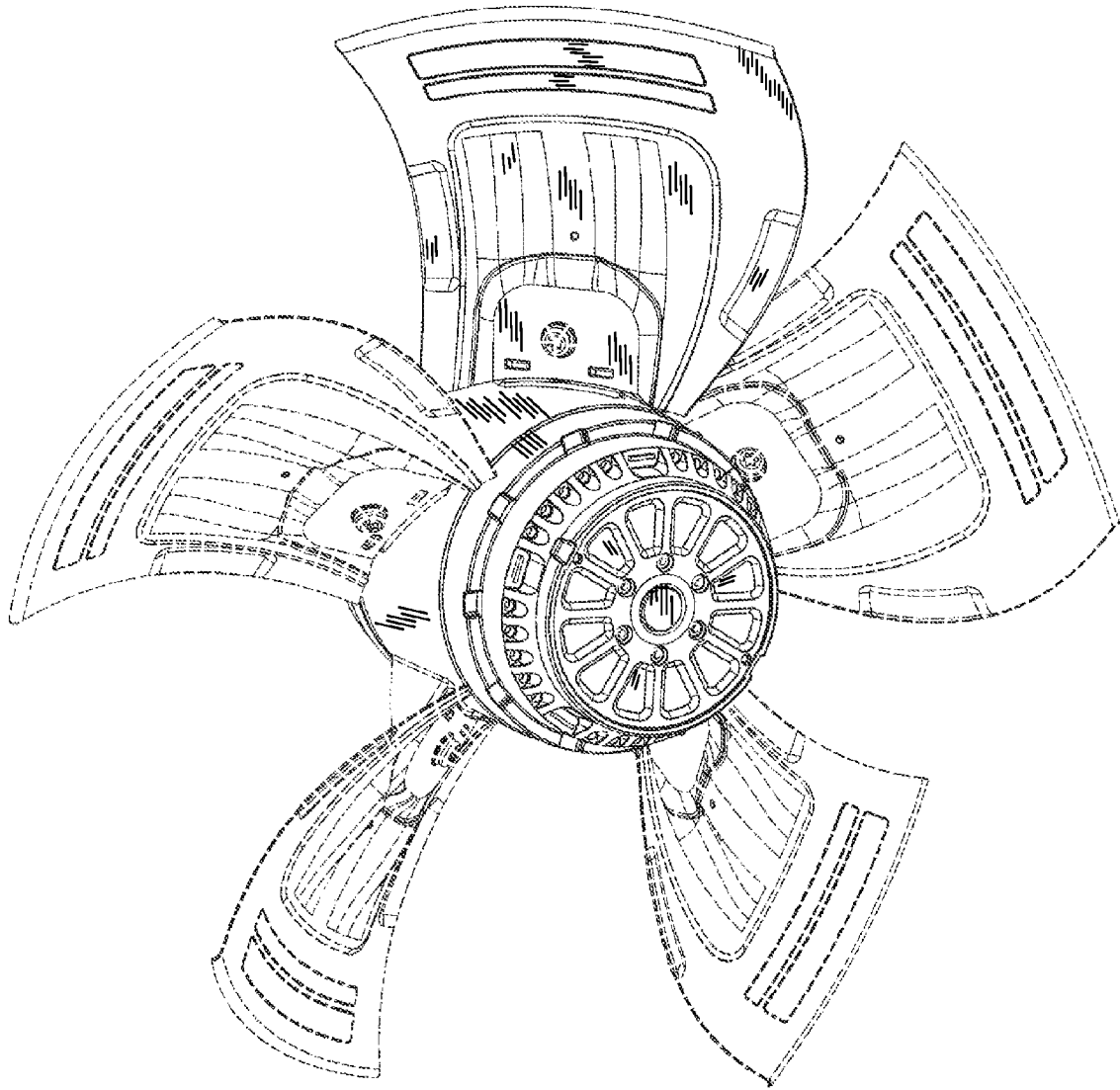


FIG. 3

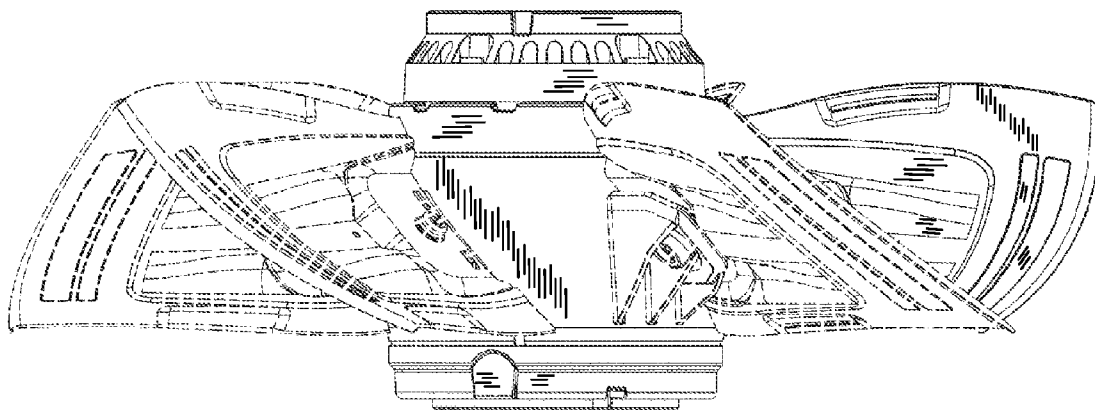


FIG. 4

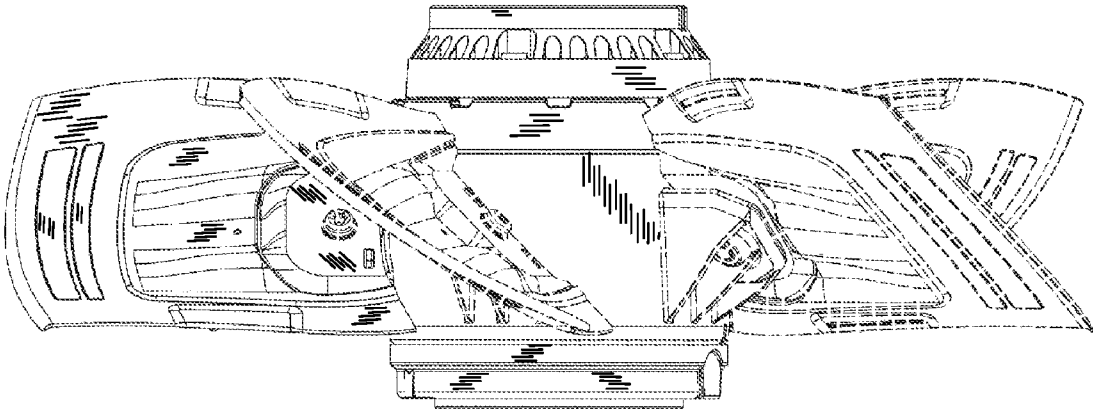


FIG. 5

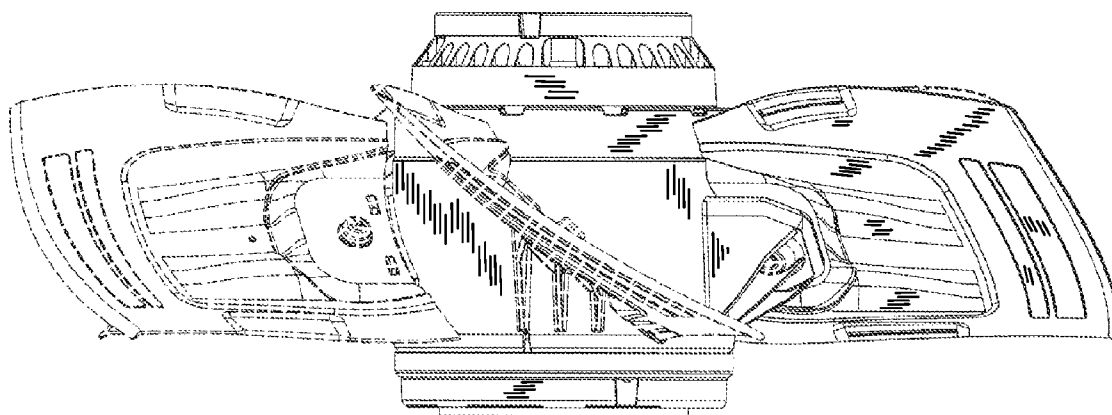


FIG. 6

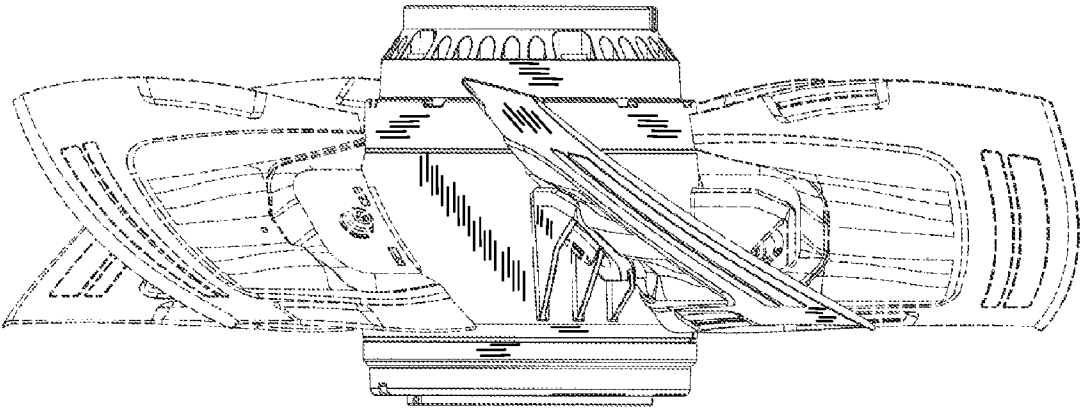


FIG. 7