



US00D442413S

(12) **United States Design Patent** (10) **Patent No.:** **US D442,413 S**
Ishii (45) **Date of Patent:** **** May 22, 2001**

(54) **END COVER FOR STRINGS**
(75) Inventor: **Yosuke Ishii**, Kawanishi (JP)
(73) Assignee: **Nifco Inc.**, Yokohama (JP)
(**) Term: **14 Years**

(21) Appl. No.: **29/113,470**
(22) Filed: **Nov. 8, 1999**
(30) **Foreign Application Priority Data**

May 17, 1999 (JP) 11-12545

(51) **LOC (7) Cl.** **06-10**
(52) **U.S. Cl.** **D6/581**
(58) **Field of Search** D6/575, 577, 580,
D6/581; 160/178.2, 178 R, 349 R, 168.1;
16/81, 1 R, DIG. 8

(56) **References Cited**
U.S. PATENT DOCUMENTS

- D. 288,765 * 3/1987 Falkenberg et al. D6/581
- D. 395,973 * 7/1998 Huang D6/581
- D. 428,292 * 7/2000 Anderson D6/581

* cited by examiner

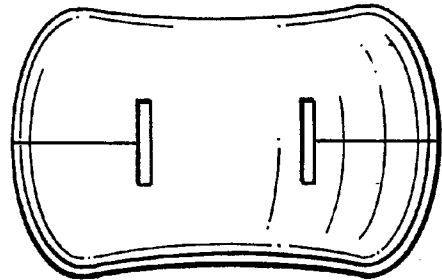

Primary Examiner—Mitchell Siegel
(74) *Attorney, Agent, or Firm*—Kanesaka & Takeuchi

(57) **CLAIM**
The ornamental design for an end cover for strings, as shown and described.

DESCRIPTION

FIG. 1 is a front view of an end cover for strings showing my new design, the rear view being symmetrical to the front view;
FIG. 2 is a right side view thereof;
FIG. 3 is a left side view thereof;
FIG. 4 is a top plan view thereof;
FIG. 5 is a bottom plan view thereof;
FIG. 6 is a cross sectional view taken along line 6—6 in FIG. 4;
FIG. 7 is a cross sectional view taken along line 7—7 in FIG. 4;
FIG. 8 is a front view of the end cover for strings in an opened condition;
FIG. 9 is a top plan view of FIG. 8;
FIG. 10 is a bottom plan view of FIG. 8;
FIG. 11 is a right side view of FIG. 8;
FIG. 12 is a left side view of FIG. 8;
FIG. 13 is a cross sectional view taken along line 13—13 in FIG. 9;
FIG. 14 is a cross sectional view taken along line 14—14 in FIG. 9; and,
FIG. 15 is a cross sectional view taken along line 15—15 in FIG. 9.

1 Claim, 4 Drawing Sheets






FIG. 1




FIG. 2

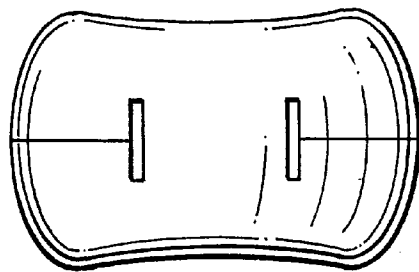


FIG. 3

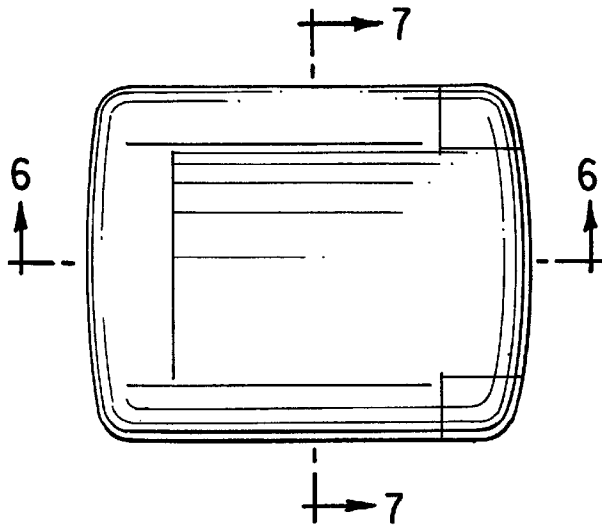


FIG. 4




FIG. 5

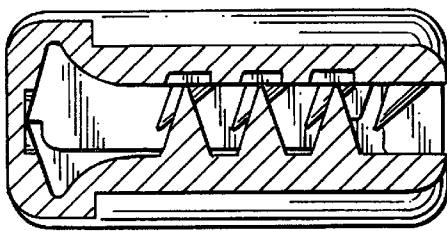


FIG. 6

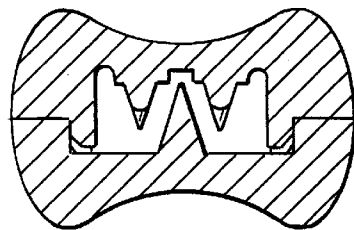


FIG. 7

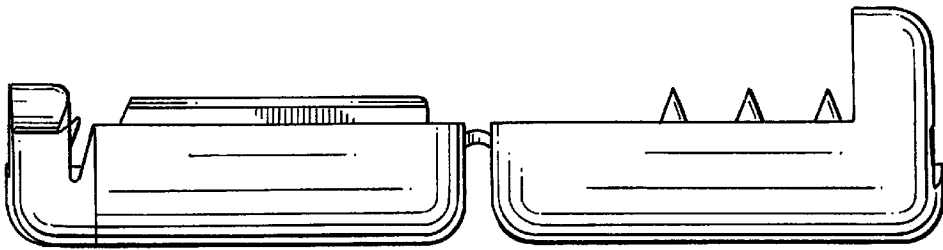


FIG. 8

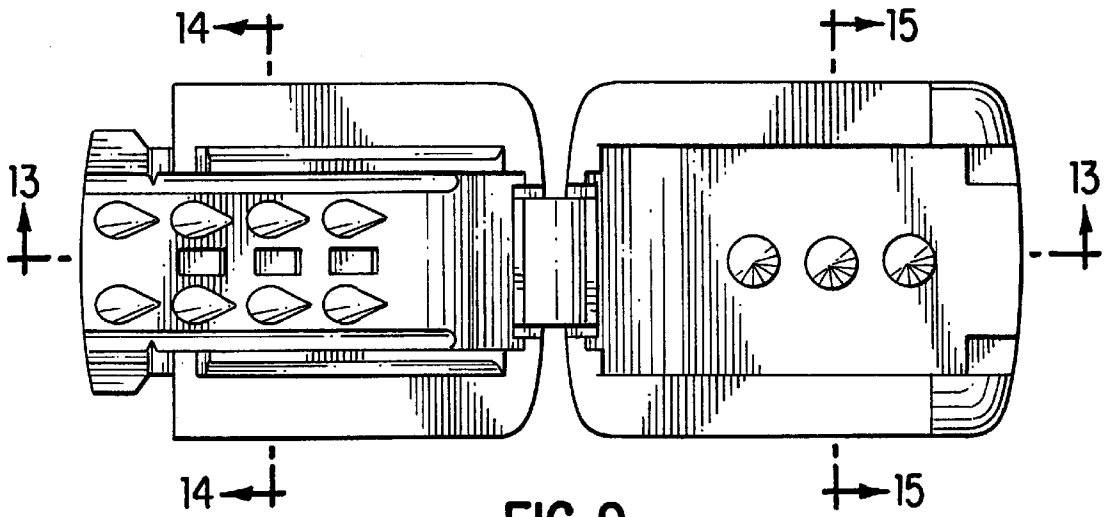


FIG. 9

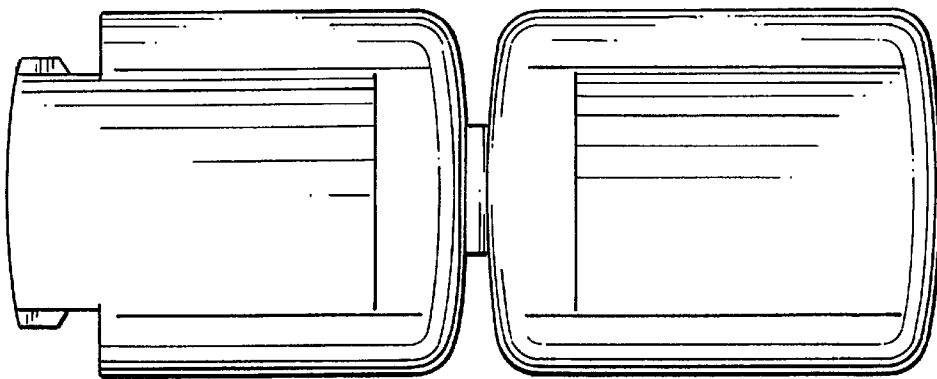


FIG. 10

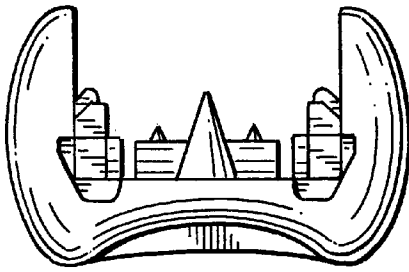


FIG. 11

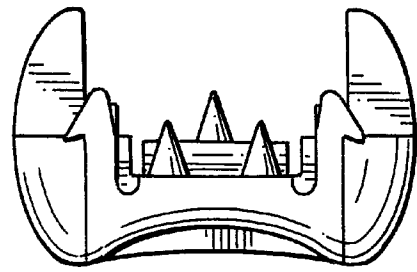


FIG. 12

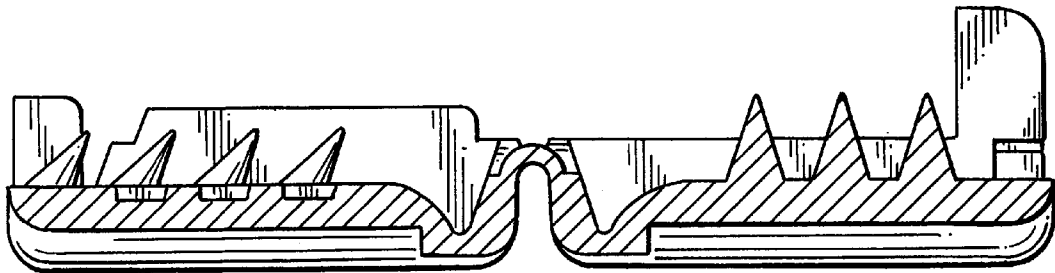


FIG. 13




FIG. 14

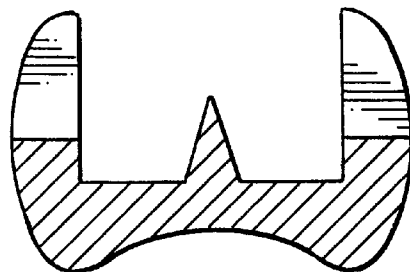


FIG. 15