



US00D636725S

(12) **United States Design Patent**
Levy et al.

(10) **Patent No.:** **US D636,725 S**

(45) **Date of Patent:** **** Apr. 26, 2011**

(54) **ALL IN ONE CHARGER**

(75) Inventors: **Gordon Levy**, Golden, CO (US);
Yen-Lun Lai, Denver, CO (US); **Ming Shan**, Thornton, CO (US)

(73) Assignee: **Navajo Manufacturing Company, Inc.**, Denver, CO (US)

(**) Term: **14 Years**

(21) Appl. No.: **29/347,989**

(22) Filed: **Sep. 3, 2010**

(51) **LOC (9) Cl.** **13-02**

(52) **U.S. Cl.** **D13/108**

(58) **Field of Classification Search** D13/107-110,
D13/118-119, 133, 144, 184, 199; D14/155,
D14/432, 434, 435.1; 320/107-115; 439/300,
439/620.01, 638, 668-669, 675, 825; 363/146
See application file for complete search history.

(56) **References Cited**

U.S. PATENT DOCUMENTS

D330,700 S	11/1992	Wharton	D13/158
D347,824 S	6/1994	Wharton	D13/144
D369,811 S	* 5/1996	Chen	D14/248
5,847,545 A	* 12/1998	Chen et al.	320/138
D456,004 S	4/2002	Lie	
D456,349 S	* 4/2002	Chuang	D13/107
6,478,628 B1	11/2002	Ming	
6,774,603 B2	8/2004	Liao	
7,035,126 B1	4/2006	Lanni	
D543,940 S	* 6/2007	Hussaini et al.	D13/144
D546,287 S	7/2007	Tanishita	D13/144
D556,730 S	12/2007	Yokoyama	D14/155
D574,833 S	* 8/2008	Hussaini et al.	D14/432
D585,825 S	* 2/2009	Ji	D13/108
D610,094 S	* 2/2010	Ouimette et al.	D13/144

D628,152 S	* 11/2010	Fujii et al.	D13/108
2007/0273325 A1	11/2007	Krieger et al.	
2008/0185990 A1	* 8/2008	Hsu	320/103
2008/0284371 A1	* 11/2008	Hsu	320/111

* cited by examiner

Primary Examiner — Rosemary K Tarcza

(74) *Attorney, Agent, or Firm* — Jacobson Holman PLLC

(57) **CLAIM**

The ornamental design for an all in one charger, as shown and described.

DESCRIPTION

FIG. 1 is a front perspective view showing our new design for an all in one charger,

FIG. 2 is a front view thereof,

FIG. 3 is a rear view thereof,

FIG. 4 is a top view thereof,

FIG. 5 is a bottom view thereof,

FIG. 6 is a left side view thereof,

FIG. 7 is a right side view thereof,

FIG. 8 is a left side view with components extended outwardly,

FIG. 9 is a front perspective view of an alternate embodiment,

FIG. 10 is a front view thereof,

FIG. 11 is a rear view thereof,

FIG. 12 is a top view thereof,

FIG. 13 is a bottom view thereof,

FIG. 14 is a left side view thereof,

FIG. 15 is a right side view thereof; and,

FIG. 16 is a left side view with components extended outwardly.

The broken lines shown in the drawings are included for the purpose of illustrating unclaimed portions of the all in one charger and form no part of the claimed design.

1 Claim, 10 Drawing Sheets

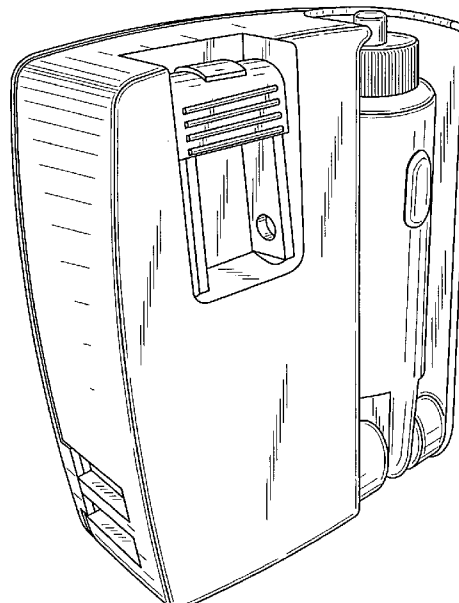
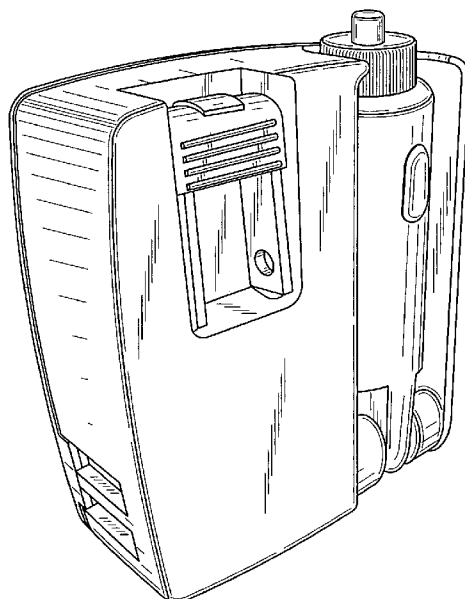


FIG. 1

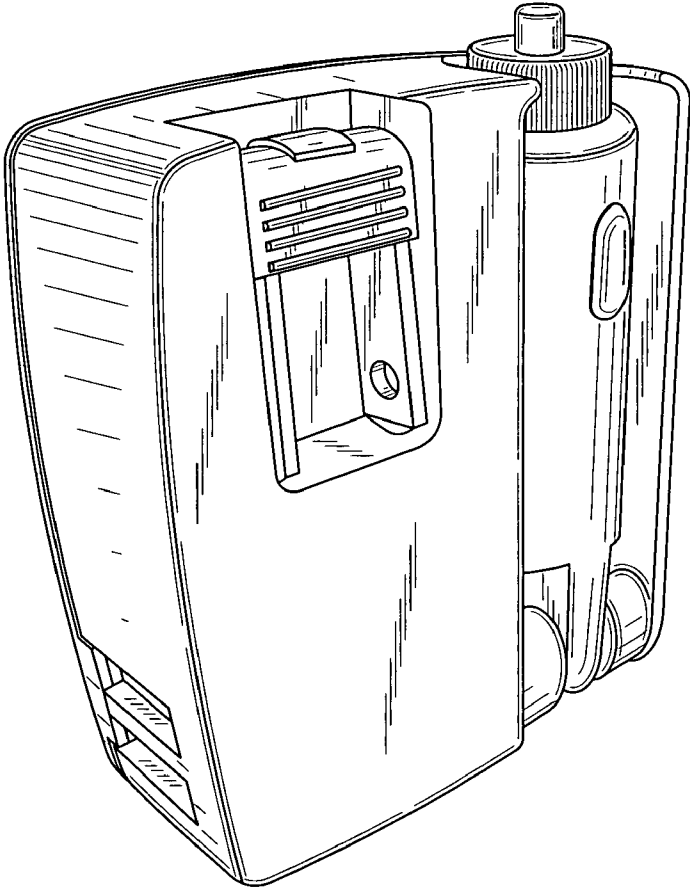


FIG. 2

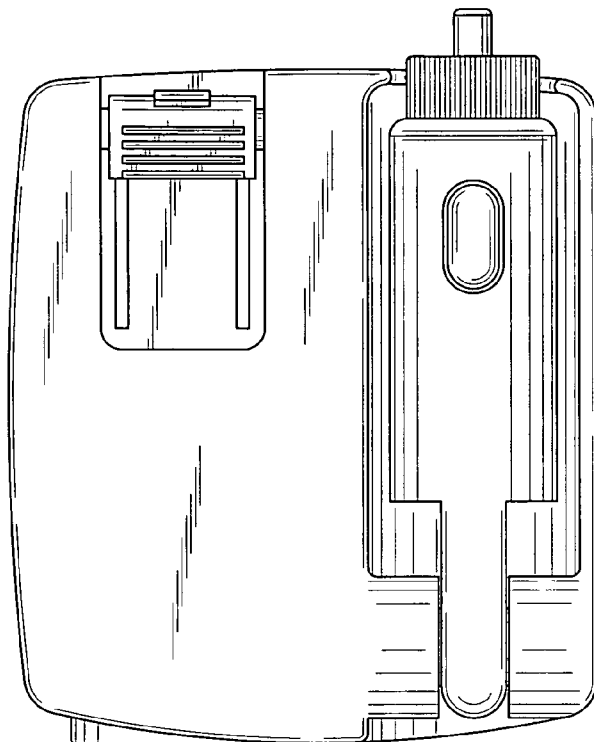


FIG. 3

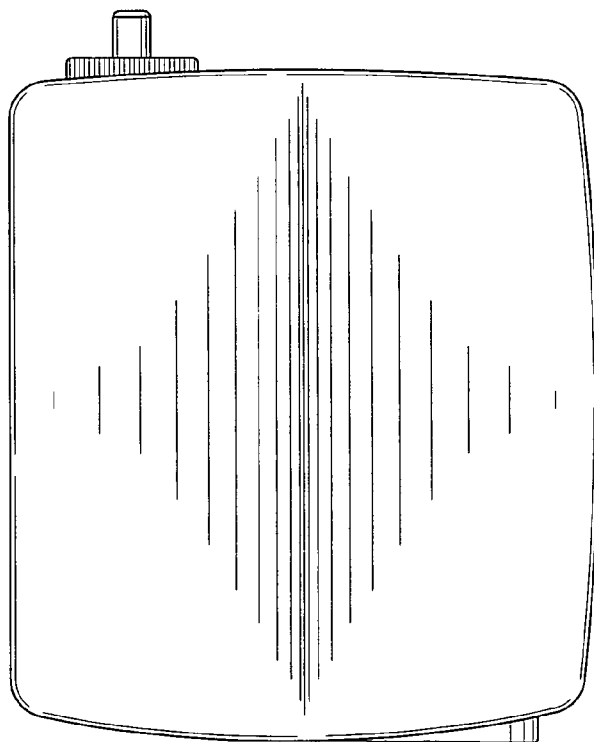


FIG. 4

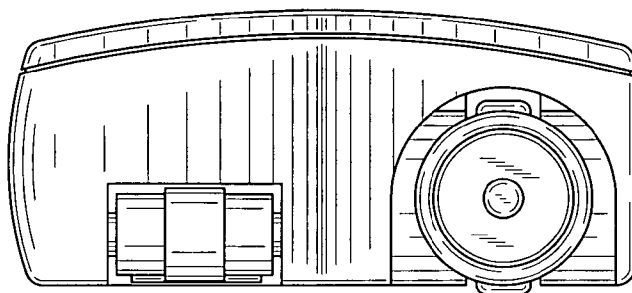


FIG. 5

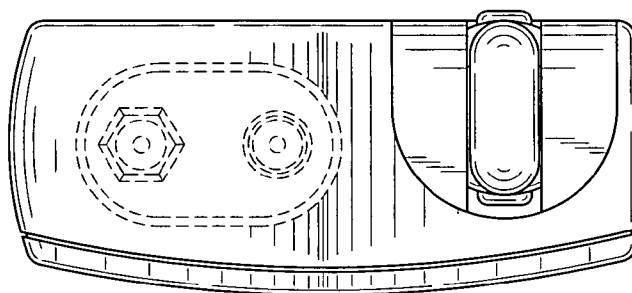


FIG. 6

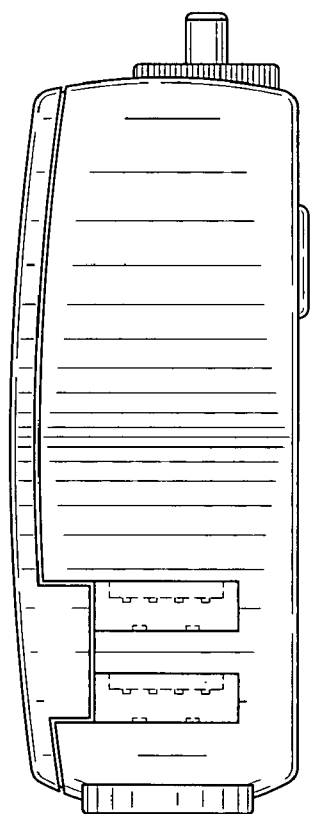


FIG. 7

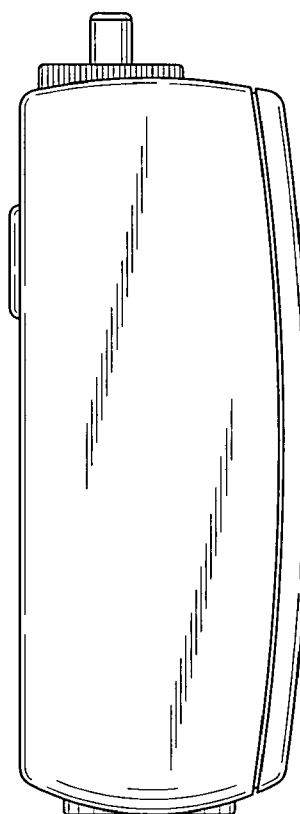


FIG. 8

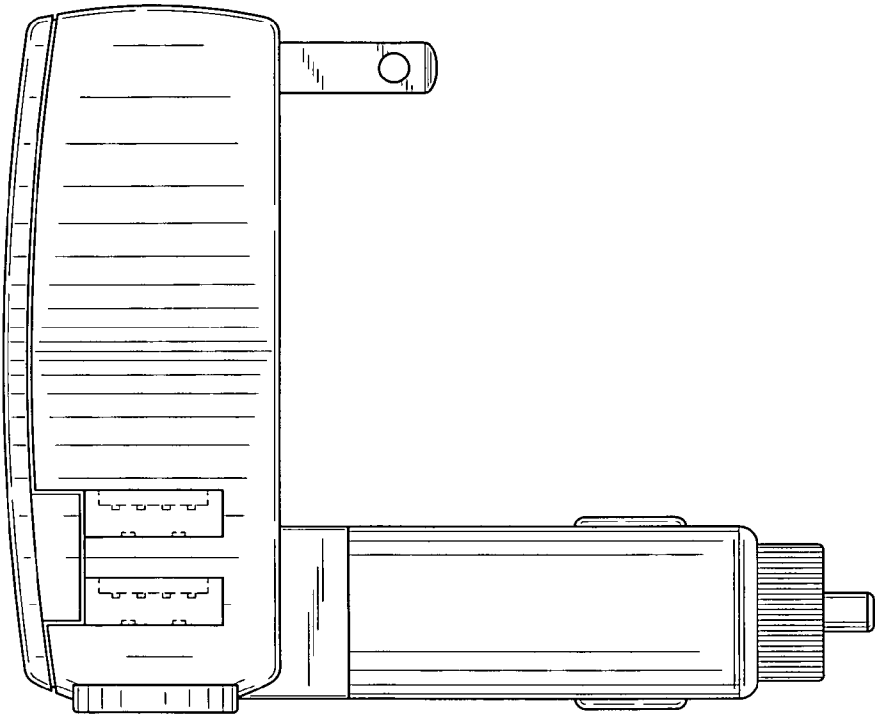


FIG. 9

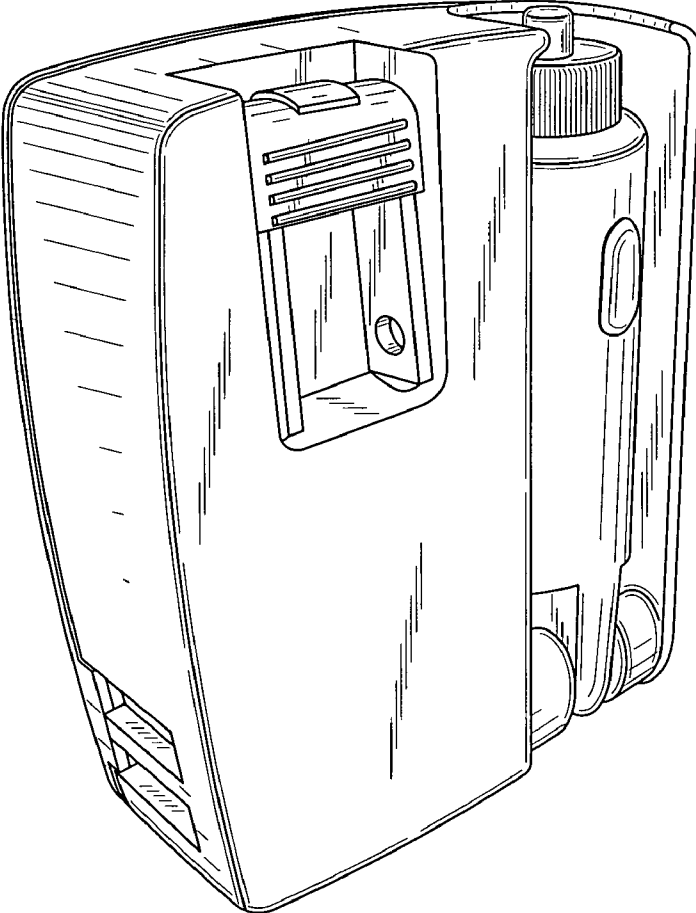


FIG. 10

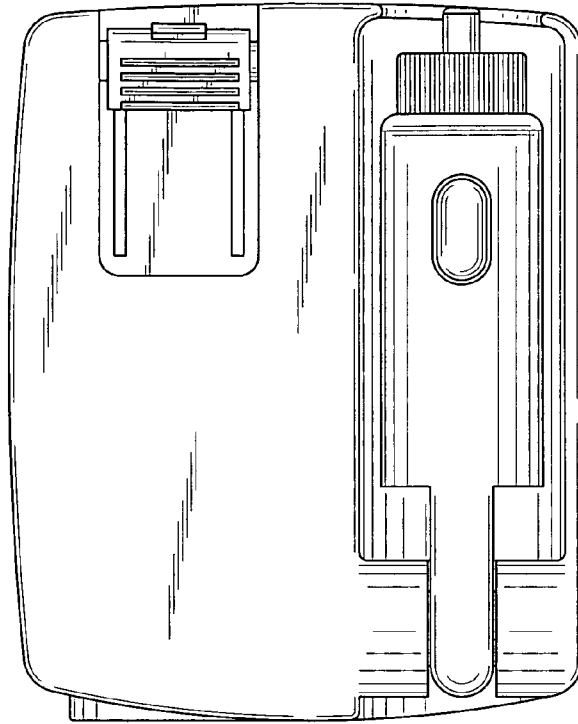


FIG. 11




FIG. 12

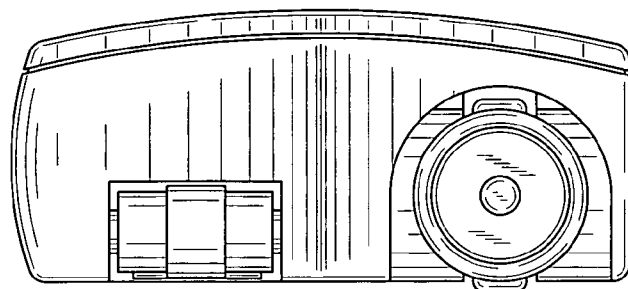


FIG. 13

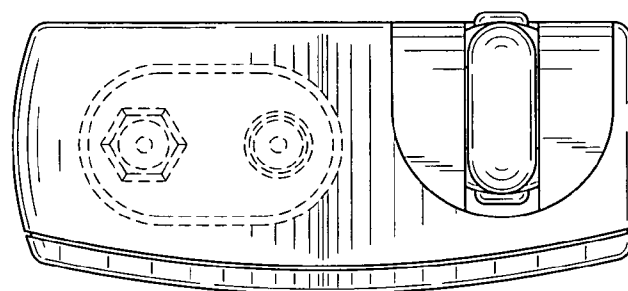


FIG. 14




FIG. 15

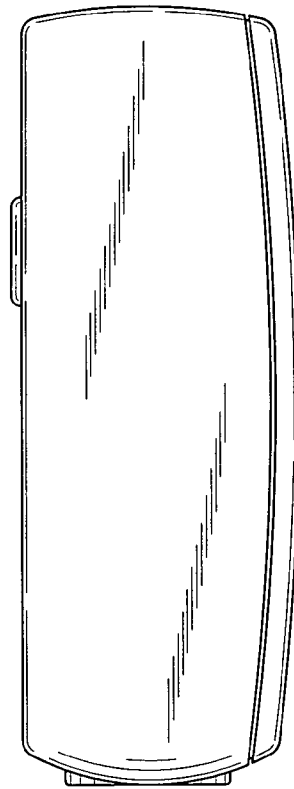


FIG. 16

