



US00D783991S

(12) **United States Design Patent**
Chang

(10) **Patent No.:** **US D783,991 S**

(45) **Date of Patent:** **** Apr. 18, 2017**

(54) **SHOE UPPER**

D575,046 S 8/2008 Stauffer
D575,047 S 8/2008 Stauffer
D685,176 S 7/2013 Chang

(Continued)

(71) Applicant: **NIKE, Inc.**, Beaverton, OR (US)

(72) Inventor: **Leo S. Chang**, Portland, OR (US)

(73) Assignee: **NIKE, Inc.**, Beaverton, OR (US)

(**) Term: **15 Years**

(21) Appl. No.: **29/550,001**

(22) Filed: **Dec. 29, 2015**

(51) **LOC (10) Cl.** **02-04**

(52) **U.S. Cl.** **D2/972**

USPC **D2/972**

(58) **Field of Classification Search**

USPC D2/969-974, 902, 906-912, 943-946,
D2/901, 980, 983; D5/47, 54, 63
CPC ... A43B 3/0047; A43B 3/0052; A43B 3/0057;
A43B 3/0063; A43B 3/0068; A43B
3/0073; A43B 1/04; A43B 1/06; A43B
5/00; A43B 5/02; A43B 5/06; A43B 5/10;
A43B 5/14; A43B 23/0245; A43C 3/00;
A43C 7/06

See application file for complete search history.

(56) **References Cited**

U.S. PATENT DOCUMENTS

D325,465 S *	4/1992	Hatfield	D2/970
D334,832 S	4/1993	Hatfield		
D335,207 S	5/1993	Lucas		
D378,550 S *	3/1997	Morris	D2/970
D393,358 S	4/1998	Teague		
D412,614 S	8/1999	Lavertue et al.		
D466,276 S	12/2002	Tomczak		
D501,072 S *	1/2005	Matis	D2/969
D503,526 S *	4/2005	Matis	D2/969
D508,767 S	8/2005	Hatfield		
D533,339 S	12/2006	Edwards		
D575,045 S	8/2008	Stauffer		

FOREIGN PATENT DOCUMENTS

EM	002127563-0007	11/2012
EM	002189886-0019	3/2013

(Continued)

OTHER PUBLICATIONS

“KD8 Elite Features Advanced Performance Innovation for Durant’s Stretch Run.” Nike KD8 Elite pictured therein, as posted at News.Nike.com [online], posted on Feb. 29, 2016 [site visited Jan. 31, 2017]. Available on the Internet, <URL: <http://news.nike.com/news/kd8-elite-kevin-durant>>.*

(Continued)

Primary Examiner — Jeffrey D Asch

Assistant Examiner — Rebekah A Caruso

(74) *Attorney, Agent, or Firm* — Banner & Witcoff, Ltd.

(57)

CLAIM

The ornamental design for a shoe upper, as shown and described.

DESCRIPTION

FIG. 1 is a side view of a shoe upper showing my new design;

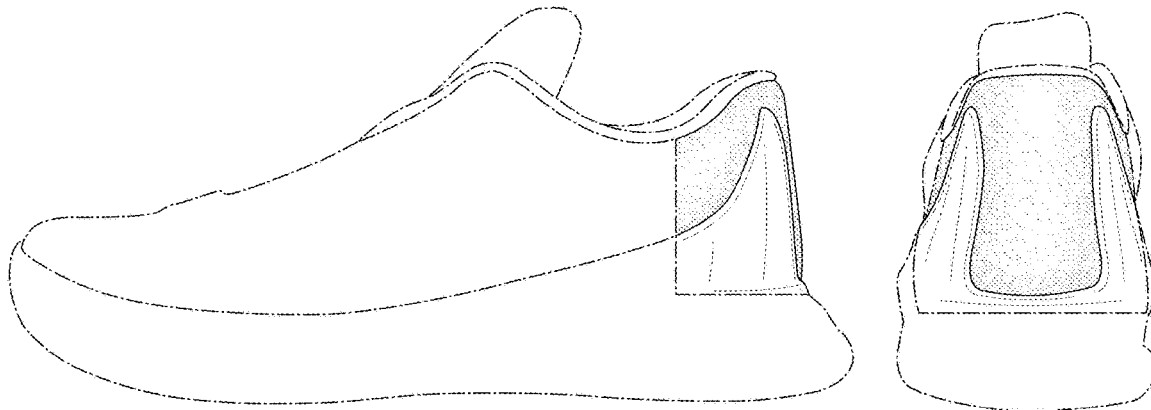
FIG. 2 is a rear view thereof;

FIG. 3 is a second side view thereof; and,

FIG. 4 is a rear perspective view thereof.

The broken lines immediately adjacent to the shaded area define the bounds of the claimed design, and form no part thereof. The broken lines showing the remainder of the shoe are for environmental purposes only, and form no part of the claimed design.

1 Claim, 4 Drawing Sheets



(56)

References Cited

U.S. PATENT DOCUMENTS

D690,093 S 9/2013 Dombrow et al.
D701,035 S 3/2014 Hatfield
D744,225 S * 12/2015 Thornhill D2/973
D772,547 S * 11/2016 Raysse D2/969

FOREIGN PATENT DOCUMENTS

EM 002190769-0010 3/2013
EM 002241463-0010 6/2013

OTHER PUBLICATIONS

One Color Photo, Nike Air Max 95 OG, Nike Online Catalog,
NIKE, Inc., 2015.

* cited by examiner

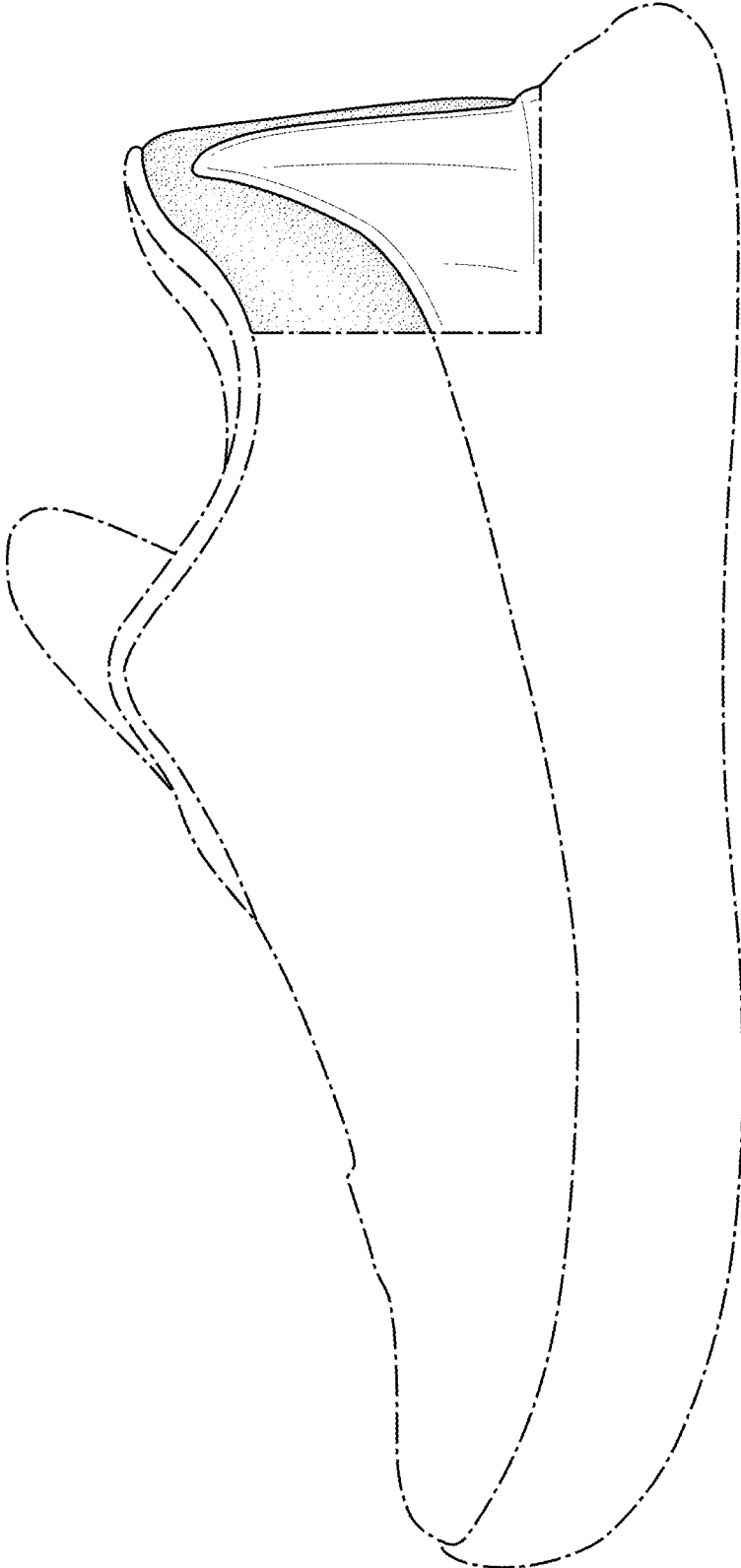


FIG. 1

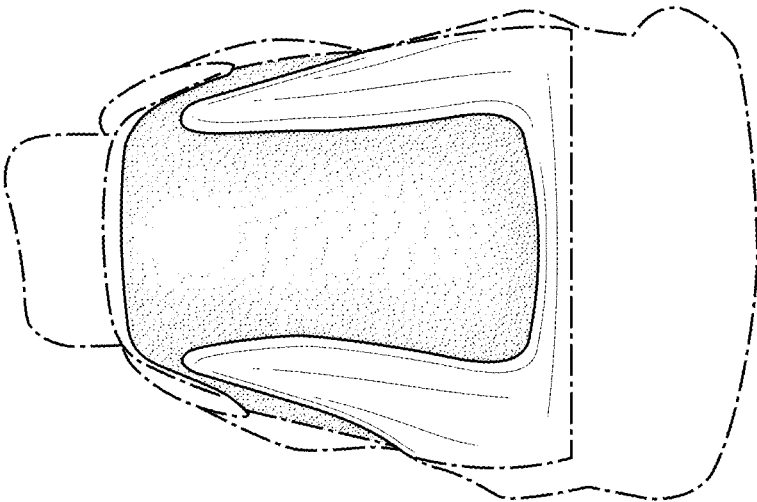


FIG. 2

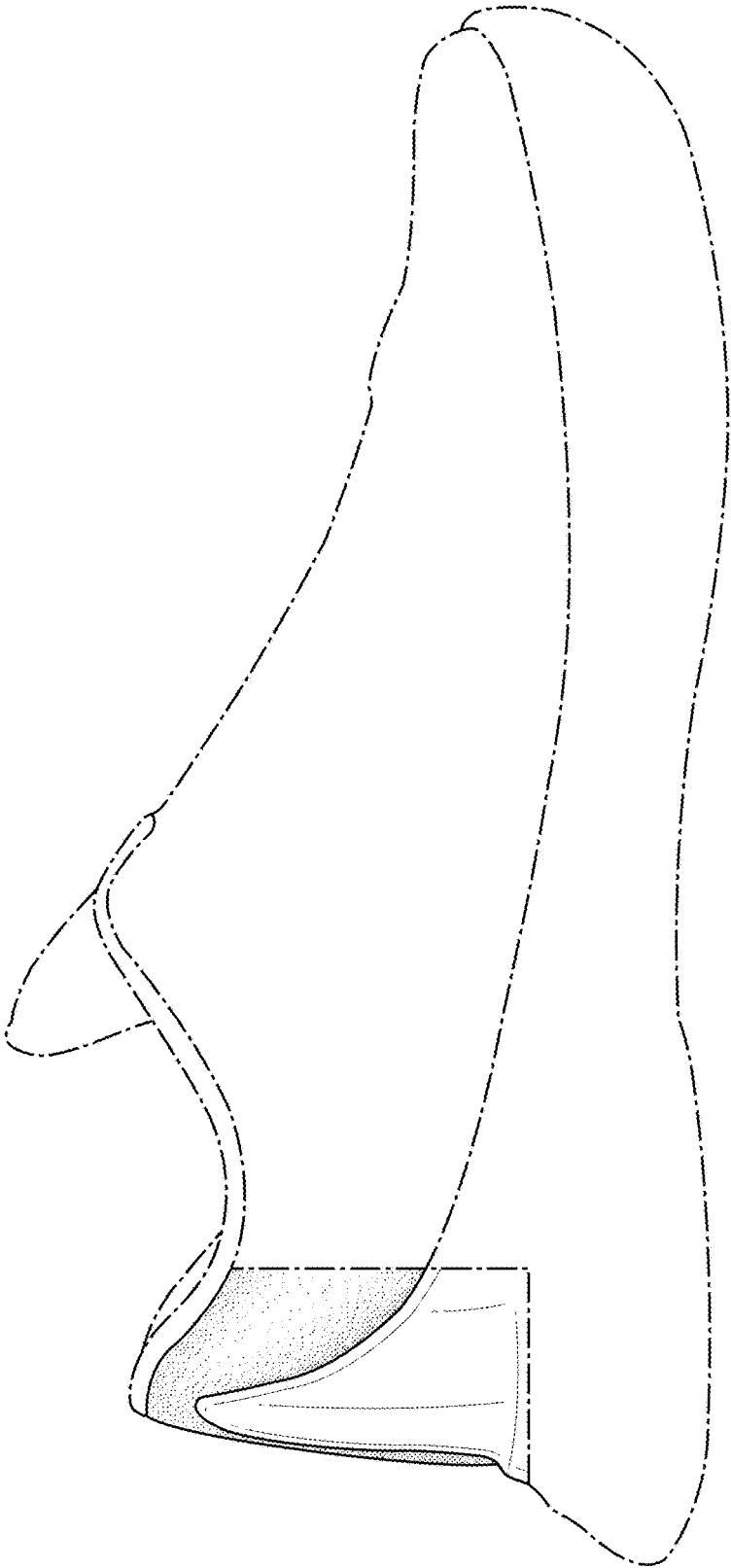


FIG. 3

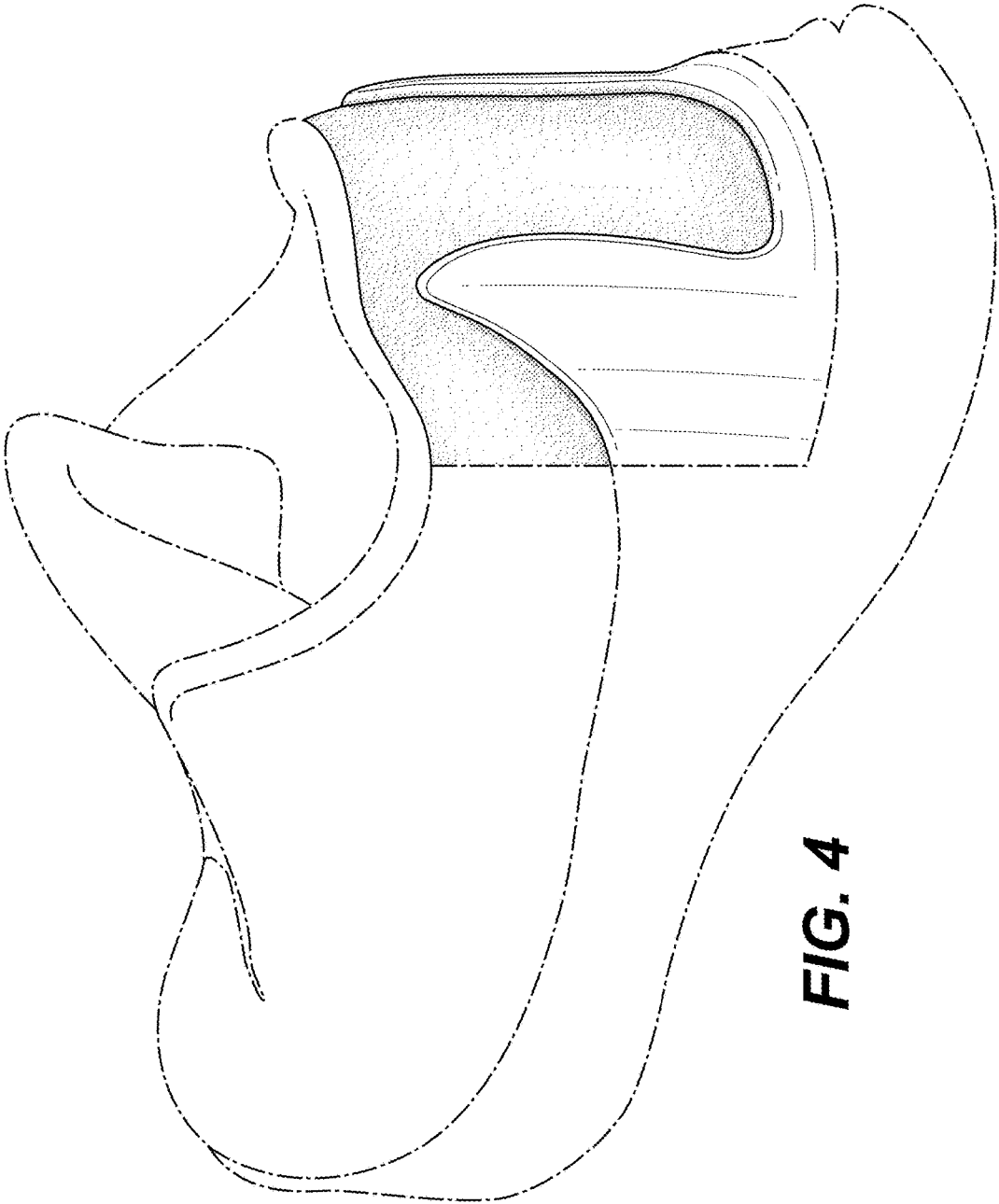


FIG. 4