



US00D717524S

(12) **United States Design Patent**
Allen et al.

(10) **Patent No.:** **US D717,524 S**

(45) **Date of Patent:** **** Nov. 18, 2014**

(54) **HOODED GARMENT**

(71) Applicants: **Harold S. Allen**, Phoenix, AZ (US);
Jason Strayhand, Phoenix, AZ (US)

(72) Inventors: **Harold S. Allen**, Phoenix, AZ (US);
Jason Strayhand, Phoenix, AZ (US)

(73) Assignee: **Freak of Nature, LLC**, Walnut Creek,
CA (US)

(**) Term: **14 Years**

(21) Appl. No.: **29/472,573**

(22) Filed: **Nov. 13, 2013**

Related U.S. Application Data

(62) Division of application No. 29/431,151, filed on Sep.
4, 2012, now Pat. No. Des. 697,286.

(51) **LOC (10) Cl.** **02-02**

(52) **U.S. Cl.**
USPC **D2/840**

(58) **Field of Classification Search**

USPC D2/700, 706, 708, 717, 749-751, 823,
D2/825, 828-831, 839, 840, 841, 847, 849,
D2/858; 2/84, 88, 90, 93, 96, 98, 102, 106,
2/108, 109, 113, 115, 116, 122, 123, 124
See application file for complete search history.

(56) **References Cited**

U.S. PATENT DOCUMENTS

4,607,640 A * 8/1986 McCusker 450/1
D553,827 S * 10/2007 Mehes D2/846
D612,585 S * 3/2010 Riemer D2/866

D658,353 S * 5/2012 Cage et al. D2/708
D671,296 S * 11/2012 Iamartino D2/708
D697,286 S * 1/2014 Allen et al. D2/840
D706,020 S * 6/2014 Hammel D2/829
2012/0144552 A1 * 6/2012 Ross 2/113

OTHER PUBLICATIONS

Backstage Balance. <http://www.backstagebalance.com/fugly-work-out-gear-the-hooded-sports-bra/>. Apr. 2012. "Mowaa Fitness Wear's Halter Bra Top with Hood."*

Activewear USA. <http://www.activewearusa.com/store/pc/Lorna-Jane-Laser-Hooded-Sports-Bra-171p145327.htm>. Date Unknown: Viewed Jun. 2014. "Lorna Jane Laser Hooded Sports Bra".*
Etsy. <https://www.etsy.com/listing/153961958/hooded-sportsbra?ref=market>. Mar. 2014. "Hooded SportsBra".*

* cited by examiner

Primary Examiner — Rashida Johnson

(74) *Attorney, Agent, or Firm* — QuickPatents; Kevin Prince

(57)

CLAIM

We claim the ornamental design for a hooded garment, as shown and described.

DESCRIPTION

FIG. 1 is a perspective view of a hooded garment, showing our new design;

FIG. 2 is a front elevational view thereof;

FIG. 3 is a rear elevational view thereof;

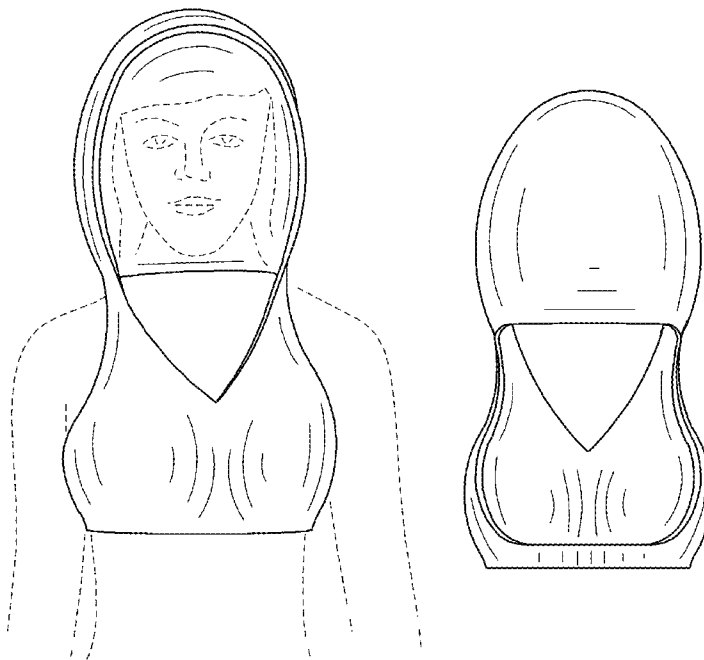
FIG. 4 is a left-side elevational view thereof, the right side elevational view being a mirror image thereof;

FIG. 5 is a top plan view thereof; and,

FIG. 6 is a bottom plan view thereof.

The broken lines showing a person in FIG. 1 depict environmental matter and form no part of the claimed design.

1 Claim, 3 Drawing Sheets



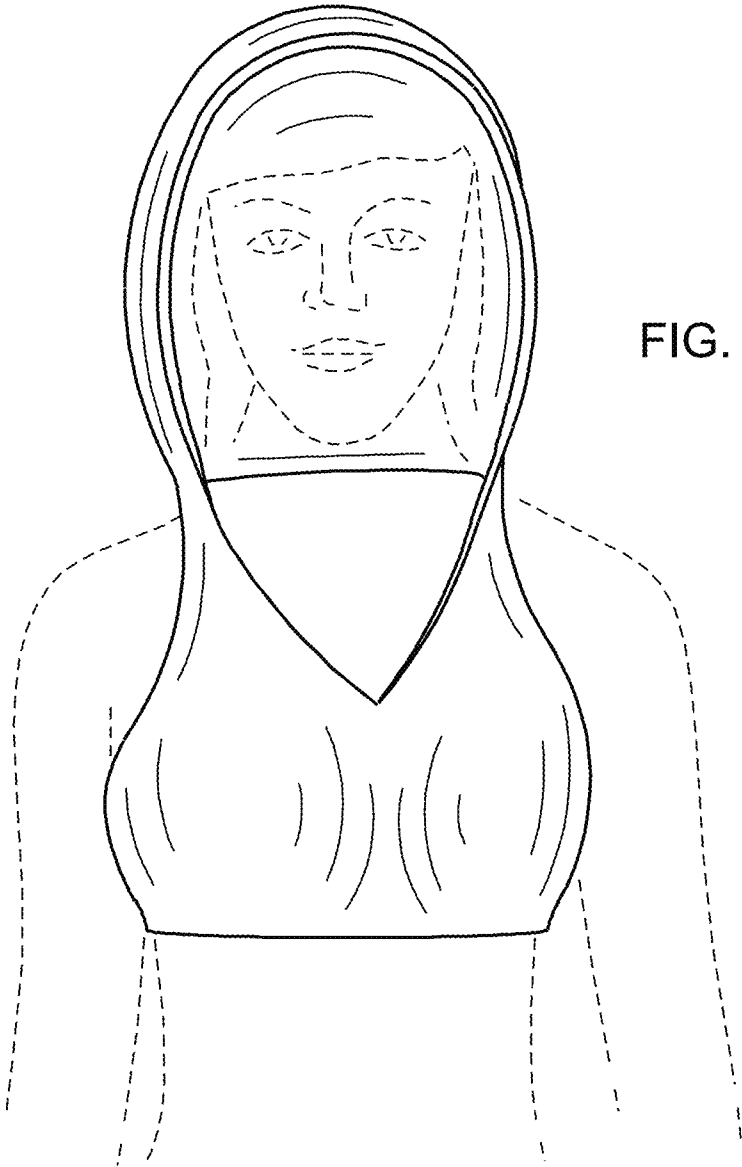


FIG. 1

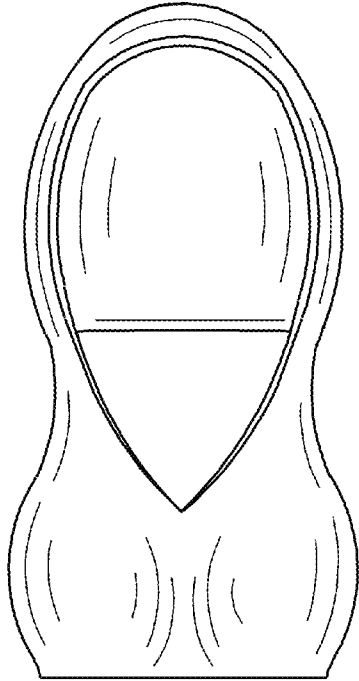


FIG. 2

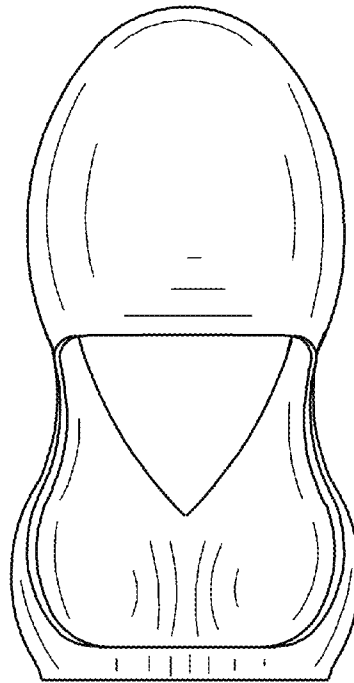


FIG. 3

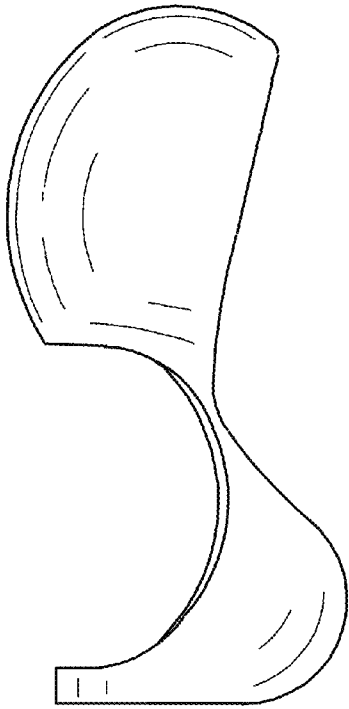


FIG. 4

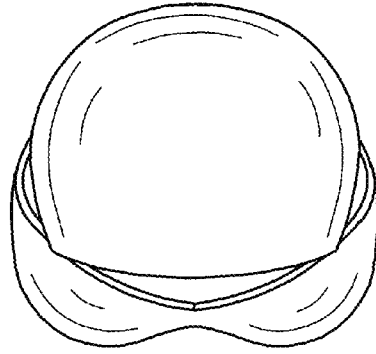


FIG. 5

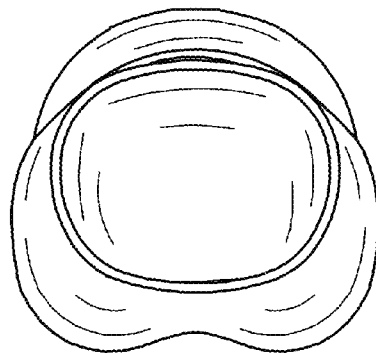


FIG. 6