



US00D436356S

(12) **United States Design Patent**
Lee

(10) **Patent No.:** **US D436,356 S**

(45) **Date of Patent:** **** Jan. 16, 2001**

(54) **TOY GUN FOR HANDHELD ELECTRONIC GAMES**

(75) **Inventor:** **Man-Tat Lee, Kowloon (CN)**

(73) **Assignee:** **Storm Electronics Company Limited, Hong Kong (CN)**

(**) **Term:** **14 Years**

(21) **Appl. No.:** **29/122,697**

(22) **Filed:** **May 2, 2000**

(51) **LOC (7) Cl.** **21-01**

(52) **U.S. Cl.** **D14/418**

(58) **Field of Search** D14/418, 400,
D14/401; D21/324-333; 273/148 B, 574;
463/30-35, 46, 47, 1, 5, 50, 51, 52

(56) **References Cited**

U.S. PATENT DOCUMENTS

- D. 316,878 * 5/1991 Ishiwata D14/418
- D. 374,463 * 10/1996 Butler et al. D14/418
- D. 385,586 * 10/1997 Hanatani et al. D14/418

- D. 386,543 * 11/1997 Chikui et al. D14/418
- 3,008,712 * 11/1961 Konopka 463/50 X
- 3,151,248 * 9/1964 Glaster et al. 463/5 X
- 4,811,955 * 3/1989 De Bernardini 463/51
- 5,351,969 * 10/1994 Smith, III et al. 463/5

* cited by examiner

Primary Examiner—Prabhakar Deshmukh

(74) *Attorney, Agent, or Firm*—Alix, Yale & Ristas, LLP

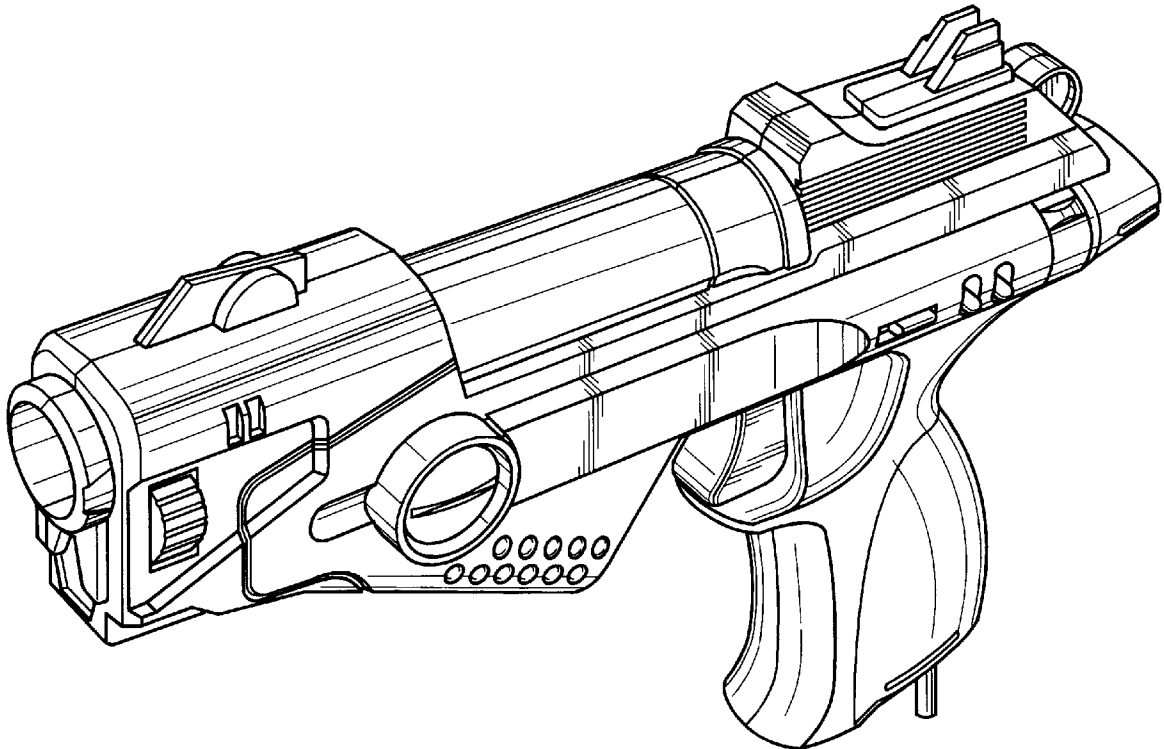
(57) **CLAIM**

The ornamental design for a toy gun for handheld electronic games, as shown and described.

DESCRIPTION

FIG. 1 is a perspective view of a toy gun for handheld electronic game showings my new design;
 FIG. 2 is a front elevational view thereof;
 FIG. 3 is a top plan view thereof;
 FIG. 4 is a left side elevational view thereof;
 FIG. 5 is a right side elevational view thereof; and
 FIG. 6 is a rear elevational view thereof; and,
 FIG. 7 is a bottom plan view thereof.

1 Claim, 4 Drawing Sheets



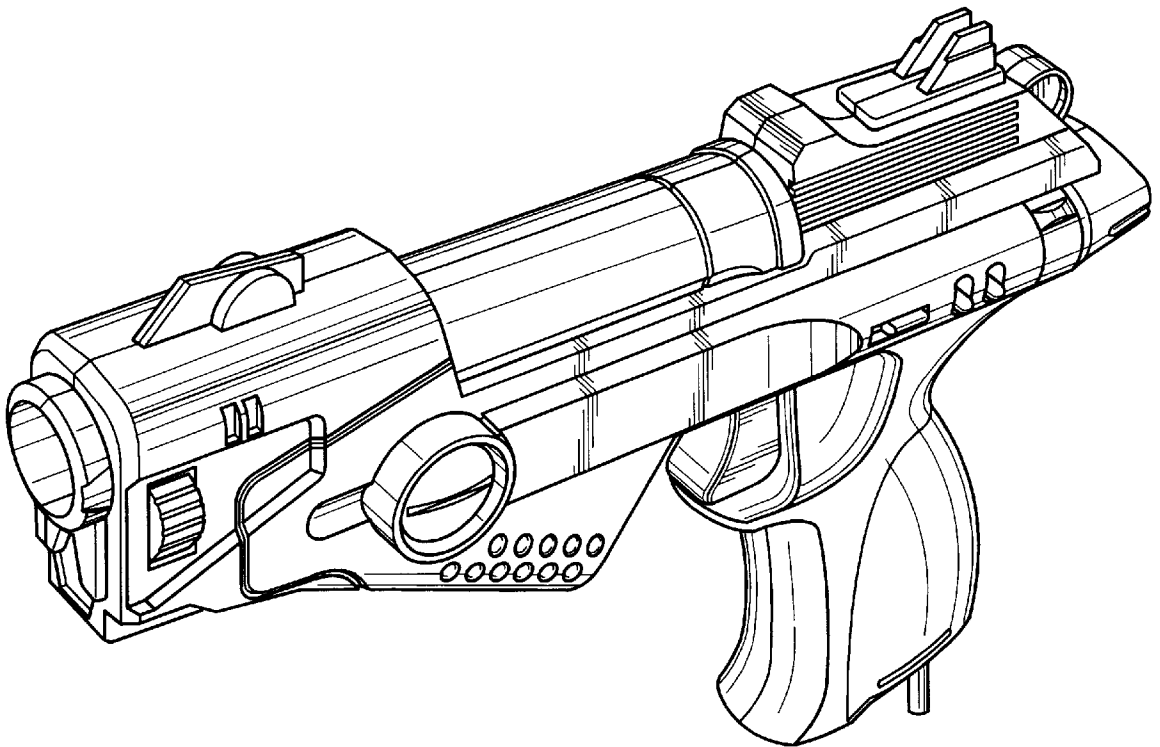


FIG. 1

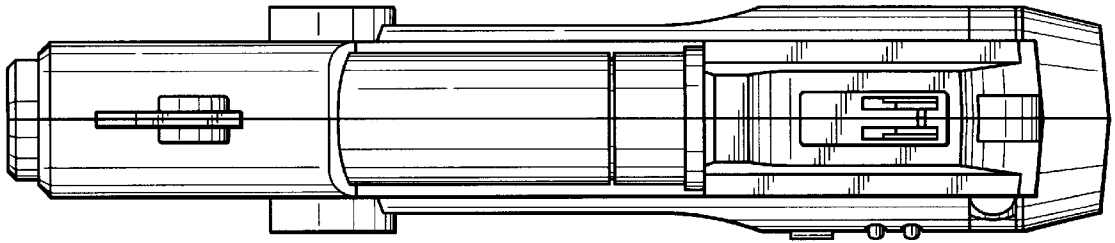


FIG. 3

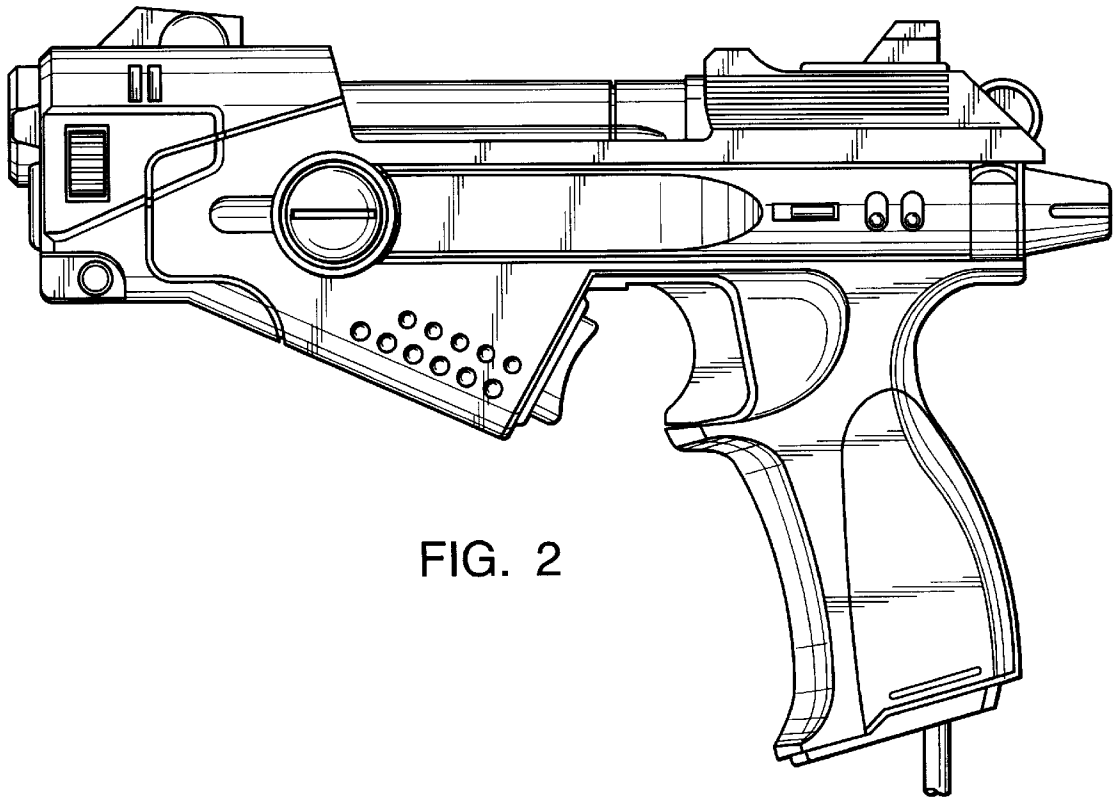


FIG. 2

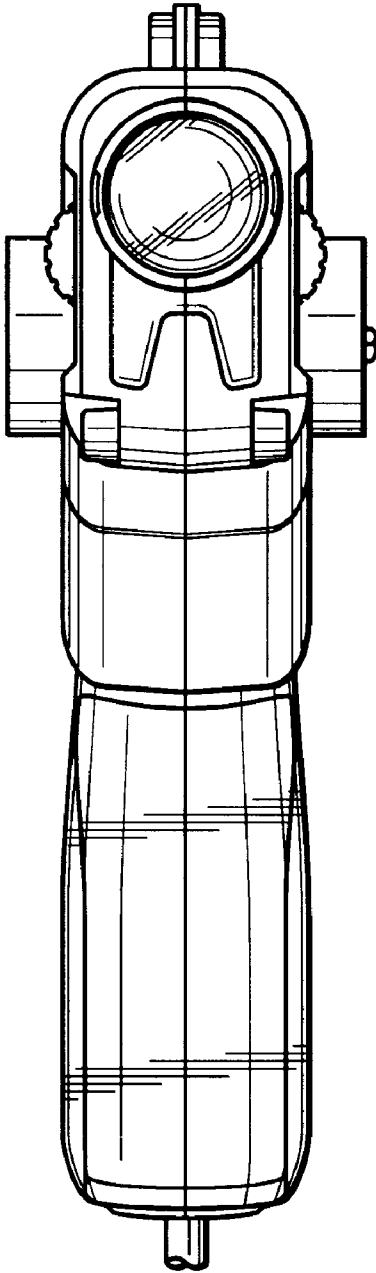


FIG. 4

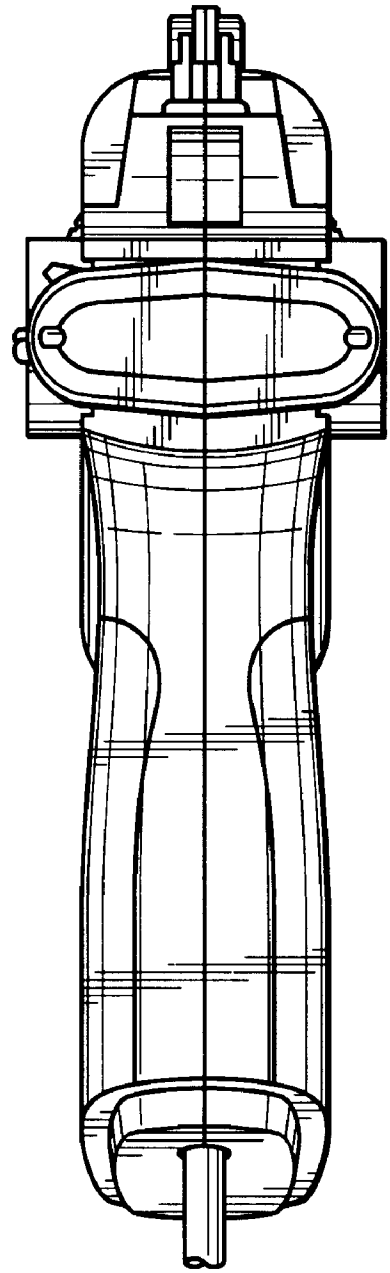


FIG. 5

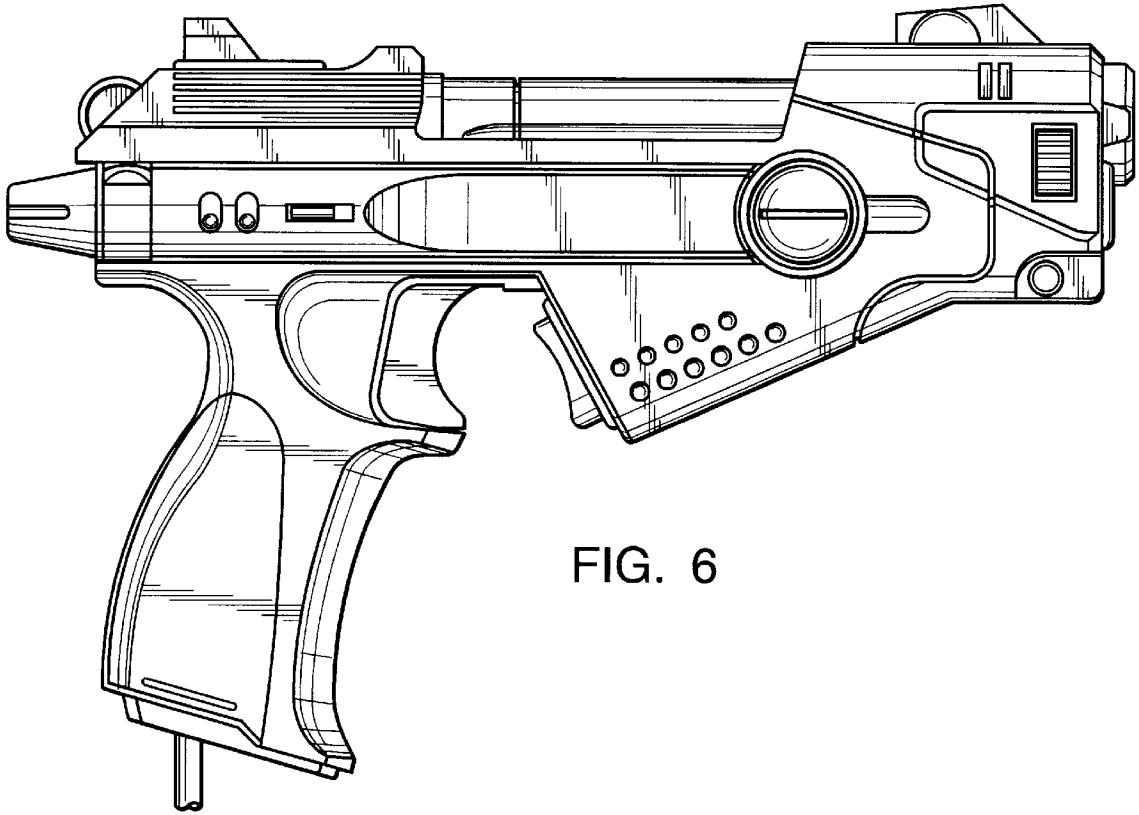


FIG. 6

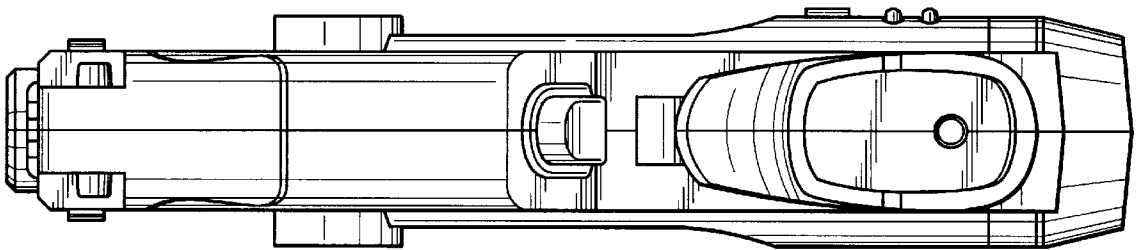


FIG. 7