



US00D864584S

(12) **United States Design Patent**
Frei

(10) **Patent No.:** **US D864,584 S**

(45) **Date of Patent:** **** Oct. 29, 2019**

- (54) **ELECTRIC TOOTHBRUSH**
- (71) Applicant: **ESRO AG**, Kilchberg (CH)
- (72) Inventor: **Remo Frei**, Chur (CH)
- (73) Assignee: **ESRO AG**, Kilchberg (CH)
- (**) Term: **15 Years**
- (21) Appl. No.: **35/505,015**
- (22) Filed: **Nov. 30, 2017**

6,955,539	B2 *	10/2005	Shortt	A61C 17/34
					132/322
7,228,583	B2 *	6/2007	Chan	A46B 5/02
					15/143.1
7,269,872	B2 *	9/2007	Fattori	A46B 13/02
					15/167.1
D658,883	S *	5/2012	Winkler	D4/101
8,418,300	B2 *	4/2013	Miller	A61C 1/07
					15/22.1
D715,056	S *	10/2014	Alejandro	D4/101
D717,547	S *	11/2014	Adriaenssen	D4/101
D719,737	S *	12/2014	Adriaenssen	D4/101
D752,868	S *	4/2016	McGarry	D4/101
D758,080	S *	6/2016	Since	D4/101
D759,382	S *	6/2016	Watkins	D4/101
9,364,303	B2 *	6/2016	Driesen	A61C 17/3436
D766,580	S *	9/2016	Kollar	D4/101
D766,581	S *	9/2016	Bloch	D4/101
D773,822	S *	12/2016	Sikora	D4/101
D790,859	S *	7/2017	McGarry	D4/101
9,724,001	B2 *	8/2017	Dykes	A46B 15/0008

(80) **Hague Agreement Data**

Int. Filing Date: **Nov. 30, 2017**
 Int. Reg. No.: **DM/098916**
 Int. Reg. Date: **Nov. 30, 2017**
 Int. Reg. Pub. Date: **Jun. 1, 2018**

(Continued)
Primary Examiner — Rhea Shields
(74) Attorney, Agent, or Firm — The Webb Law Firm

- (51) **LOC (12) Cl.** **04-99**
- (52) **U.S. Cl.** **D4/127; D4/104**
- (58) **Field of Classification Search**
 USPC D4/127, 101, 102, 104; D24/111
 CPC A61C 17/3436; A61C 1/07; A61C 17/34;
 A46B 13/02; A46B 5/02; A46B 15/0008
 See application file for complete search history.

(57) **CLAIM**

The ornamental design for an electric toothbrush, as shown and described.

DESCRIPTION

- 1.1** : is an upper front perspective view of electric toothbrush, showing my new design;
- 1.2** : is an upper rear perspective view thereof;
- 1.3** : is a front elevation view thereof;
- 1.4** : is a rear elevation view thereof;
- 1.5** : is a left side view thereof;
- 1.6** : is a right side view thereof;
- 1.7** : is a top view thereof; and
- 1.8** : is a bottom view thereof.

In the drawings, the broken lines are for the purpose of illustrating environment only and form no part of the claimed design.

1 Claim, 8 Drawing Sheets

(56) **References Cited**

U.S. PATENT DOCUMENTS

D201,667	S *	7/1965	Morris et al.	D4/101
D388,252	S *	12/1997	Stutzer	D4/101
D436,254	S *	1/2001	Kling	D4/101
D453,996	S *	3/2002	Kling	D4/101
D457,000	S *	5/2002	Lim	D4/104
D458,029	S *	6/2002	Li	D4/101
D459,081	S *	6/2002	Eliav	D4/101
D480,563	S *	10/2003	Hensel	D4/101
D500,209	S *	12/2004	Kellogg	D4/102
D503,852	S *	4/2005	Hensel	D4/101
D509,585	S *	9/2005	Kling	D24/111



(56)

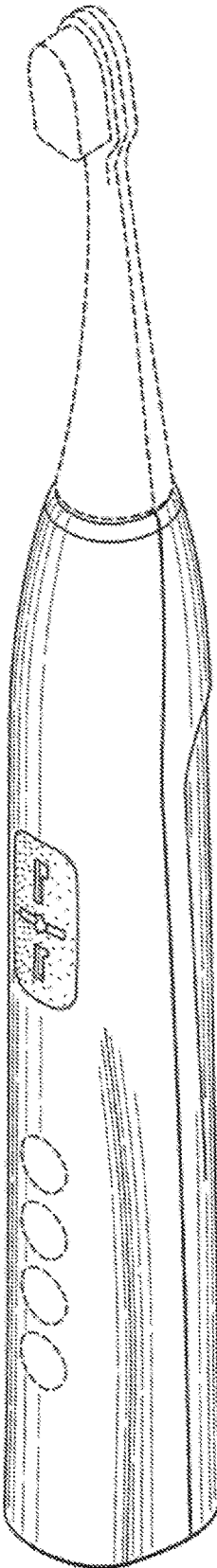
References Cited

U.S. PATENT DOCUMENTS

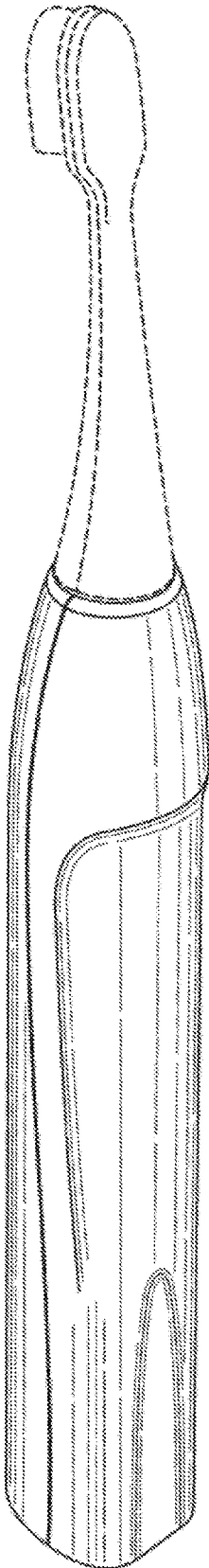
D799,217	S	*	10/2017	Massee	D4/101
D801,696	S	*	11/2017	McGarry	D4/101
D819,973	S	*	6/2018	Greve	D4/101
D833,600	S	*	11/2018	Porter	D24/111
D838,991	S	*	1/2019	Choi	D4/101
D839,597	S	*	2/2019	Courtney	D4/101

* cited by examiner

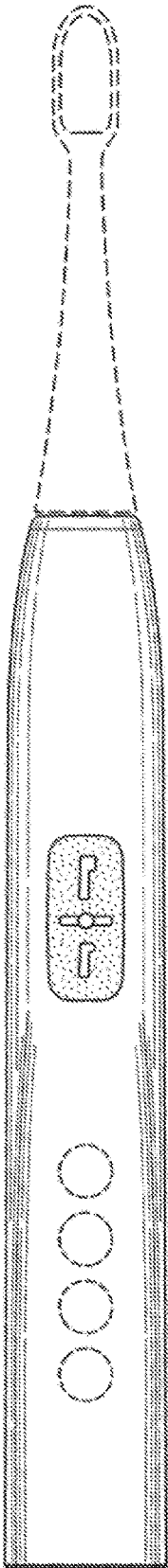
1.1



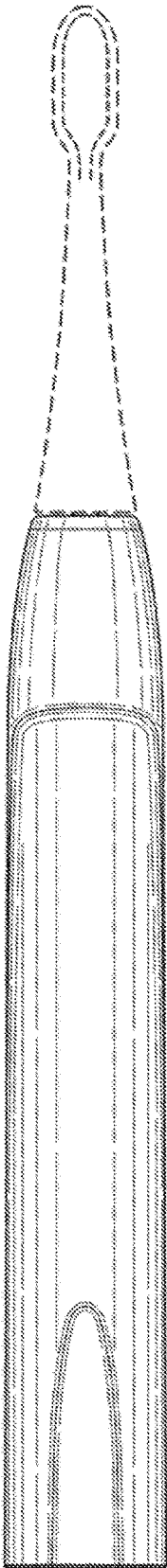
1.2



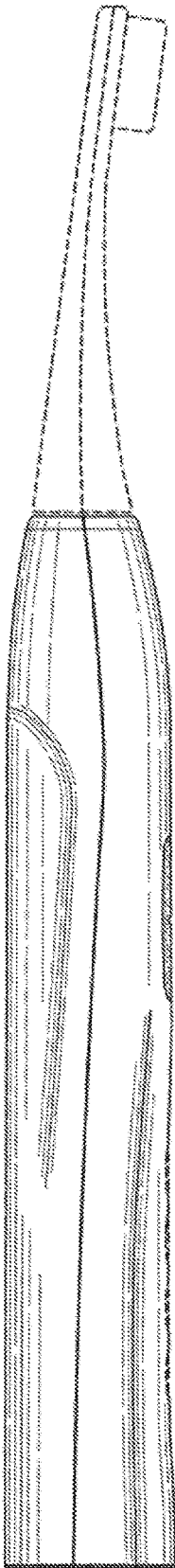
1.3




1.4



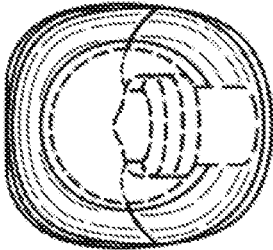
1.5



1.6



1.7



1.8

