



US00D697525S

(12) **United States Design Patent**  
Nishizawa et al.

(10) **Patent No.:** **US D697,525 S**

(45) **Date of Patent:** **\*\* Jan. 14, 2014**

(54) **DISPLAY PANEL OR SCREEN WITH ANIMATED GRAPHIC USER INTERFACE**

(75) Inventors: **Manabu Nishizawa**, Tokyo (JP);  
**Takashi Umeda**, Tokyo (JP); **Takahiro Moriyama**, Tokyo (JP)

(73) Assignee: **Sony Computer Entertainment Inc.**,  
Tokyo (JP)

(\*\*) Term: **14 Years**

(21) Appl. No.: **29/371,348**

(22) Filed: **Jan. 14, 2011**

(51) **LOC (10) Cl.** ..... **14-04**

(52) **U.S. Cl.**  
USPC ..... **D14/487**; D14/488

(58) **Field of Classification Search**  
USPC ..... D14/485–495; 715/700–867  
See application file for complete search history.

(56) **References Cited**

U.S. PATENT DOCUMENTS

D433,461 S	11/2000	Goto	
D441,760 S	5/2001	Hibino	
D449,292 S	10/2001	Miyazaki	
D452,692 S	1/2002	Fukuda	
D459,361 S	6/2002	Inagaki	
D463,401 S	9/2002	Miyazaki	
D512,691 S	12/2005	Hisatsune	
D562,343 S *	2/2008	Fletcher	D14/488
D566,128 S *	4/2008	Kwon et al.	D14/487
D582,935 S *	12/2008	Lee et al.	D14/486
D619,593 S *	7/2010	Fujioka et al.	D14/485
D622,281 S *	8/2010	Maitlen et al.	D14/485
D626,131 S *	10/2010	Kruzeniski et al.	D14/485
D627,360 S *	11/2010	Aarseth	D14/485
2004/0046796 A1 *	3/2004	Fujita	345/767
2007/0083911 A1 *	4/2007	Madden et al.	725/135
2007/0094597 A1 *	4/2007	Rostom	715/700
2007/0124677 A1 *	5/2007	de los Reyes et al.	715/705
2007/0168879 A1 *	7/2007	Reville et al.	715/810
2008/0163119 A1 *	7/2008	Kim et al.	715/840

2008/0209342 A1 *	8/2008	Taylor et al.	715/747
2009/0019397 A1 *	1/2009	Buffet et al.	715/837
2009/0083668 A1 *	3/2009	Aizawa et al.	715/838

\* cited by examiner

*Primary Examiner* — Deanna L Pratt

(74) *Attorney, Agent, or Firm* — Rader, Fishman & Grauer PLLC

(57) **CLAIM**

The ornamental design for a display panel or screen with animated graphic user interface, as shown and described.

**DESCRIPTION**

FIG. 1 is a front elevational view of a first image of a display panel or screen with an animated graphic user interface showing our new design; and

FIG. 2 is a front elevational view of a second image of a display panel or screen with animated graphic user interface showing our new design.

FIG. 3 is a front elevational view of the design of FIG. 1 shown on a portable information terminal; and

FIG. 4 is a front elevational view of the design of FIG. 2 shown on a portable information terminal.

FIG. 5 is a rear elevational view of the portable information terminal shown in FIGS. 3 and 4;

FIG. 6 is a left side elevational view thereof;

FIG. 7 is a right side elevational view thereof;

FIG. 8 is a top plan view thereof; and,

FIG. 9 is a bottom plan view thereof.

The appearance of the image transitions sequentially between the images shown in FIGS. 1 and 2. The appearance of the image transitions sequentially between the images shown in FIGS. 3 and 4. The process or period in which an image transitions to another forms no part of the claimed design.

The even broken lines showing of a display panel or screen and other elements form no part of the claimed design. Dot-dash broken lines define boundaries of, but not included in, the claimed design.

FIGS. 5-9 are for reference purpose only and form no part of the claimed design.

**1 Claim, 7 Drawing Sheets**

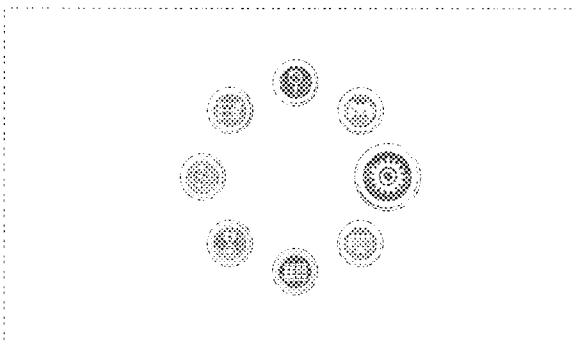



FIG.1




FIG.2




FIG.3

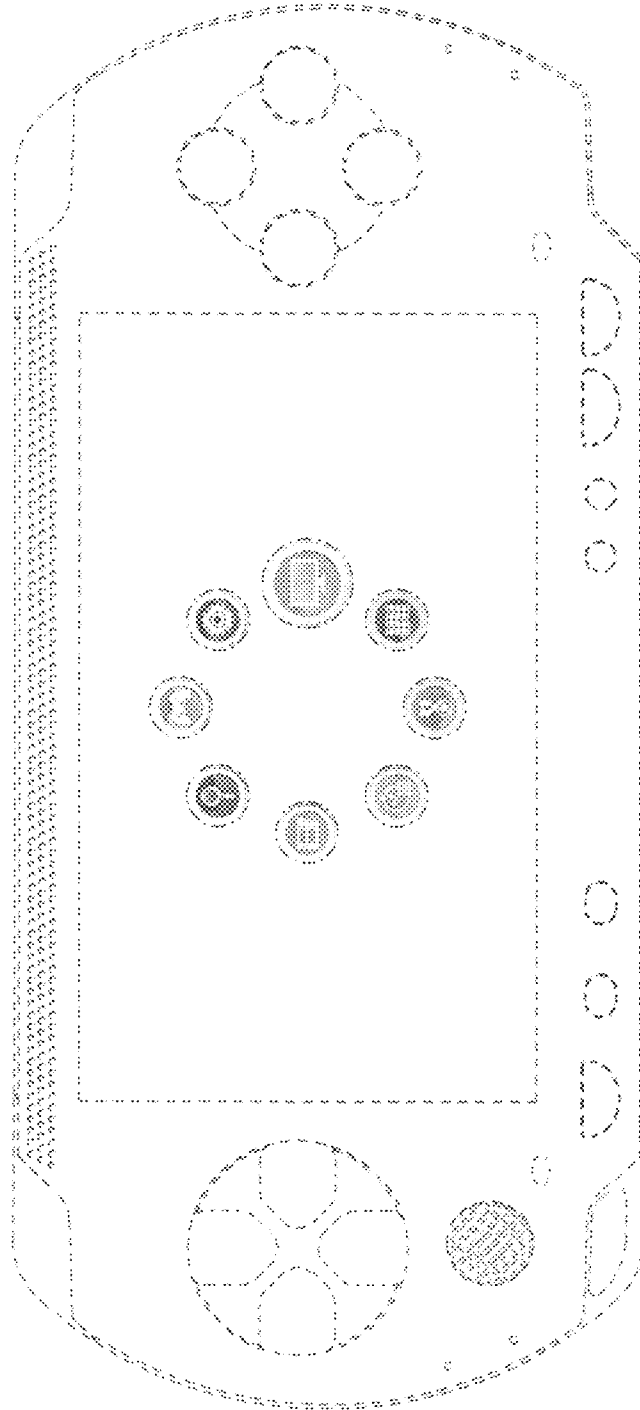


FIG.4

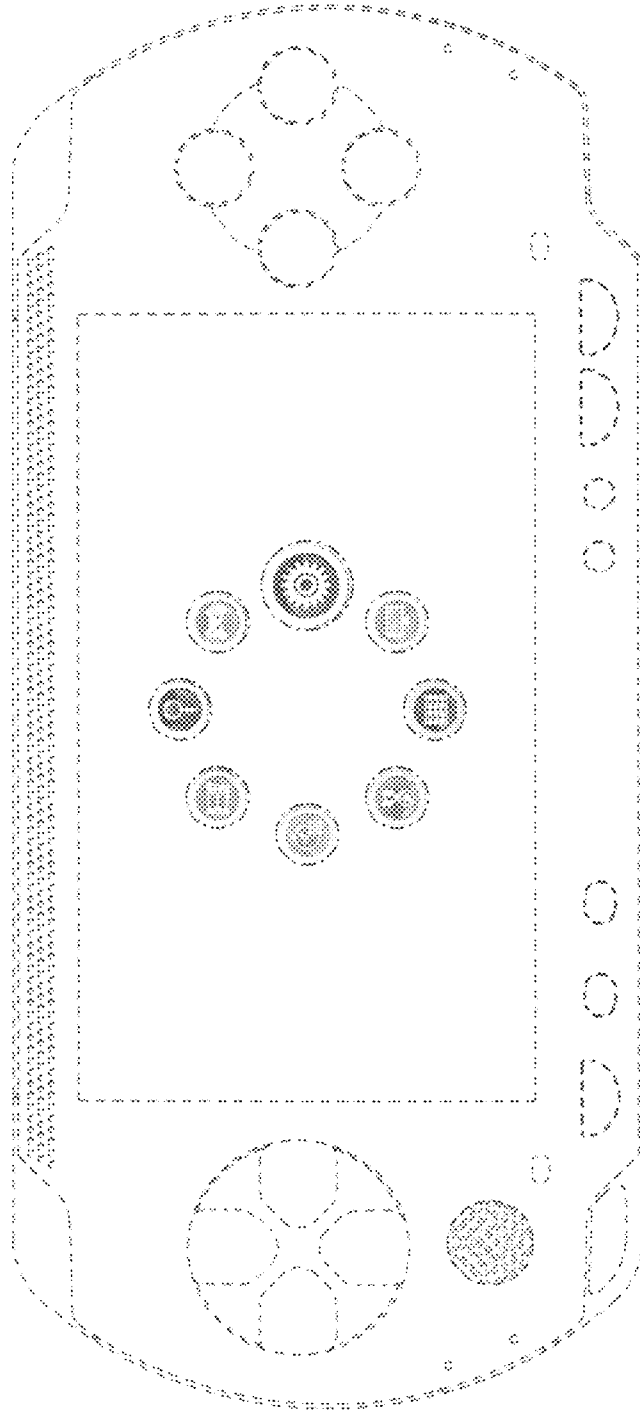


FIG.5

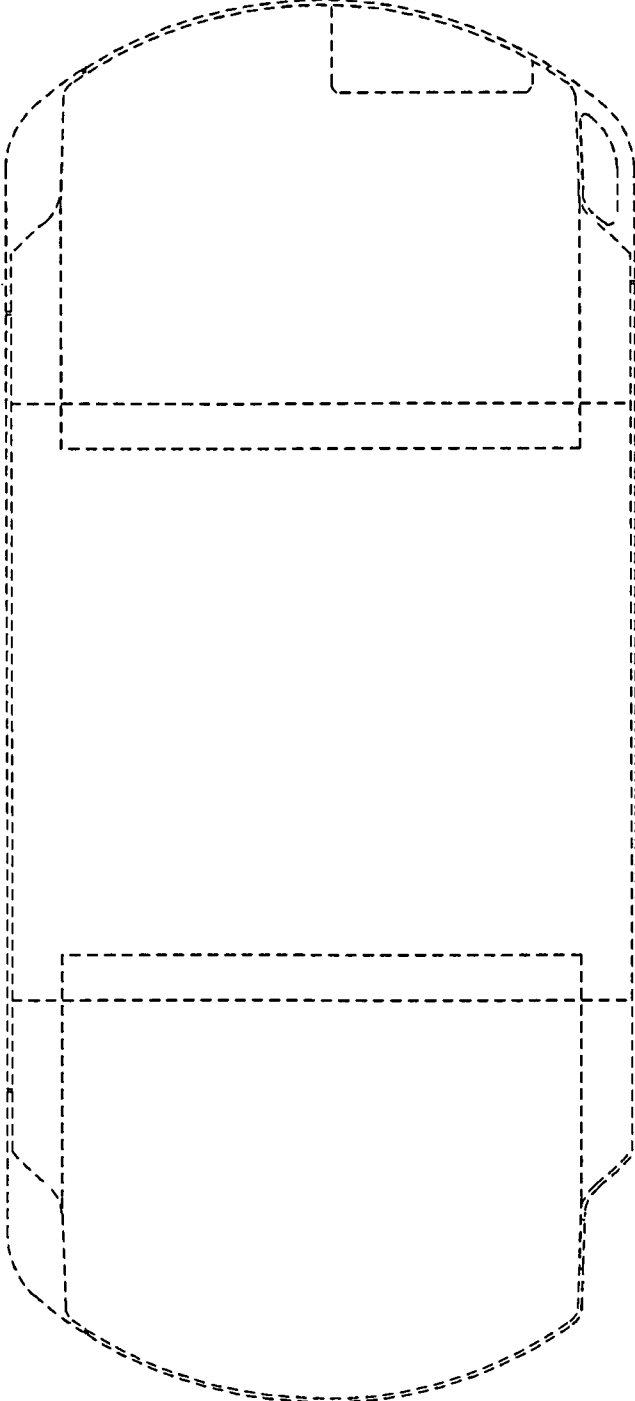


FIG.7




FIG.6

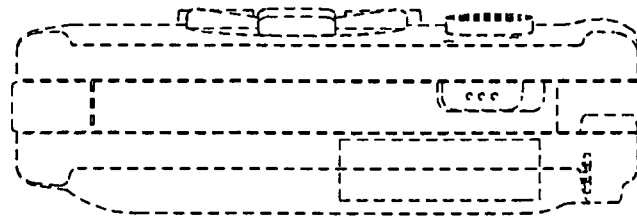


FIG.8

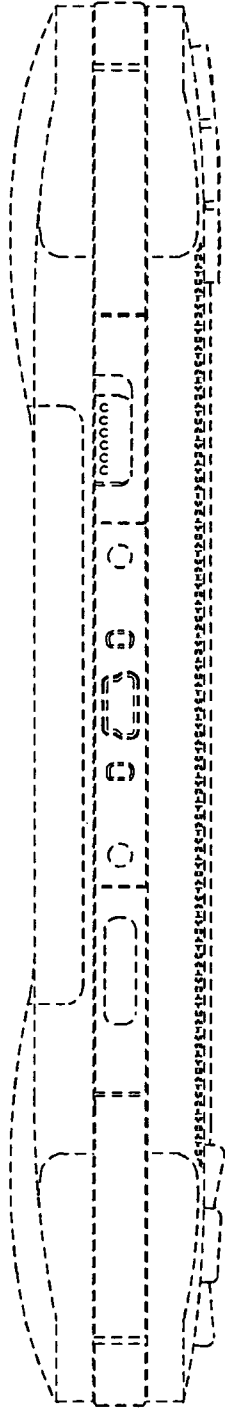


FIG.9

