



US00D881746S

(12) **United States Design Patent**
Ballestas

(10) **Patent No.:** **US D881,746 S**

(45) **Date of Patent:** **** Apr. 21, 2020**

- (54) **SHADOW DISPLAY**
- (71) Applicant: **Daniel Ballestas**, Bellmore, NY (US)
- (72) Inventor: **Daniel Ballestas**, Bellmore, NY (US)
- (**) Term: **15 Years**
- (21) Appl. No.: **29/683,055**
- (22) Filed: **Mar. 11, 2019**
- (51) **LOC (12) Cl.** **11-02**
- (52) **U.S. Cl.**
USPC **D11/131; D6/329; D6/672**
- (58) **Field of Classification Search**
USPC D11/131, 132, 133, 140, 143, 144, 149,
D11/157, 164, 184; D6/300-303, 316,
D6/320, 321, 329, 672-674, 675, 675.3;
D20/10, 19, 99; D99/17, 21; 211/13.1,
211/85.1-85.14, 12, 87.01, 90.01, 85.26,
211/35-37; 312/114, 117
CPC A47F 1/04; A47F 5/0093; A47F 5/114;
A47F 7/163; A47G 1/0616; A47G 1/12;
G09F 2013/184; G09F 2013/1877
See application file for complete search history.

D387,567 S *	12/1997	Queen	D11/132
D390,364 S *	2/1998	Johnsey	D6/303
5,743,038 A *	4/1998	Soto	A47G 1/0616 40/219
D440,796 S *	4/2001	Riga	D6/675.3
D441,689 S *	5/2001	Howard	D11/131
D513,562 S *	1/2006	Boffo	D6/300
D592,422 S *	5/2009	Rheault	D6/657
D607,669 S *	1/2010	Trinh	D6/678.2
D637,421 S *	5/2011	Theisen	D6/675.1
D661,124 S *	6/2012	Curbbun	D20/10
8,196,275 B2 *	6/2012	Wessel	A47G 1/12 27/10
D680,350 S *	4/2013	Peake-Atkins	D6/662.1
D683,982 S *	6/2013	Kikkert	D6/674
D684,792 S *	6/2013	Kikkert	D6/674
D684,793 S *	6/2013	Kikkert	D6/674
D687,243 S *	8/2013	Kikkert	D6/674
8,919,581 B2 *	12/2014	Ray	A47F 5/114 211/132.1

(Continued)

Primary Examiner — W. A. Teddy Falloway

(57) **CLAIM**

The ornamental design for a shadow display, as shown and described.

DESCRIPTION

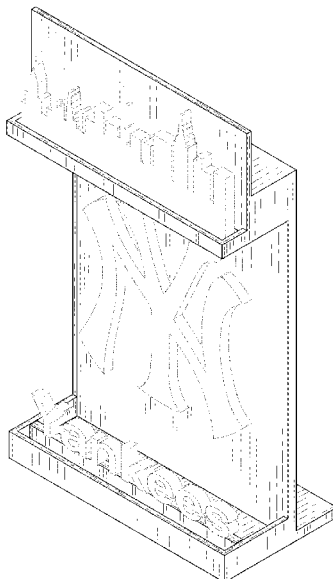
FIG. 1 is a perspective view of a shadow display showing my new design;
 FIG. 2 is a front elevational view thereof;
 FIG. 3 is a rear elevational view thereof;
 FIG. 4 is a right side elevational view thereof;
 FIG. 5 is a left side elevational view thereof;
 FIG. 6 is a top plan view thereof; and,
 FIG. 7 is a bottom plan view thereof.
 The broken line showing of a centered logo, a plurality of alphanumerical characters, and a city skyline is included for the purpose of illustrating environmental structure and forms no part of the claimed design.

1 Claim, 7 Drawing Sheets

(56) **References Cited**

U.S. PATENT DOCUMENTS

D218,325 S *	8/1970	Sherman	D6/664
3,883,004 A *	5/1975	Slaga	A47F 5/0093 211/162
D250,868 S *	1/1979	Ornatek	D6/671.3
D259,681 S *	6/1981	Bouwman	D6/675
D264,783 S *	6/1982	Wahl	D6/682.2
D268,238 S *	3/1983	Brescia	D6/300
D274,203 S *	6/1984	Everett	D6/675.4
D287,443 S *	12/1986	Norling	D6/682.6
D287,444 S *	12/1986	Norling	D6/675.3
D347,755 S *	6/1994	Houston	D6/699
D359,636 S *	6/1995	Rosenberg	D6/672
D369,121 S *	4/1996	Morin	D11/144



(56)

References Cited

U.S. PATENT DOCUMENTS

D727,666	S	*	4/2015	Wagemans	D20/19
D734,965	S	*	7/2015	Tio	D6/675
D741,091	S	*	10/2015	Tio	D6/675
D769,651	S	*	10/2016	Tio	D6/675
D779,240	S	*	2/2017	Tio	D6/675
D779,859	S	*	2/2017	Richardson	D6/675.3
D793,279	S	*	8/2017	Espinoza	D11/131
D807,086	S	*	1/2018	Tio	D6/675
D815,864	S	*	4/2018	Burton	D6/675
D824,702	S	*	8/2018	Tio	D6/675
D844,351	S	*	4/2019	Blatstein	D6/675.4
D864,598	S	*	10/2019	Chatzichronoglou	D6/329
D867,035	S	*	11/2019	Brugger	D6/675
D867,036	S	*	11/2019	Brugger	D6/675
D871,807	S	*	1/2020	Spielmann	D6/675
2016/0217718	A1	*	7/2016	Silver	G09F 13/18

* cited by examiner

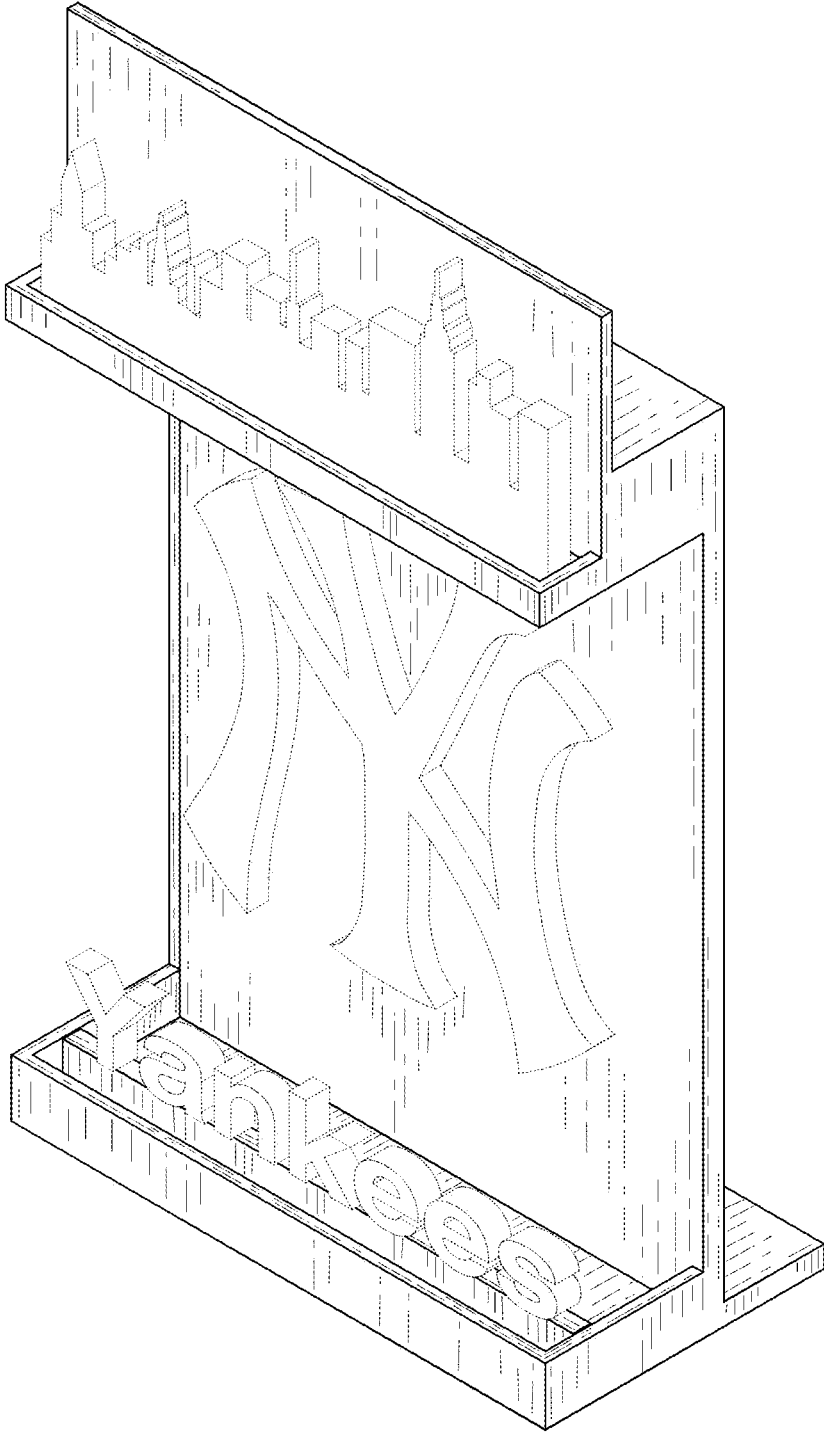


FIG. 1

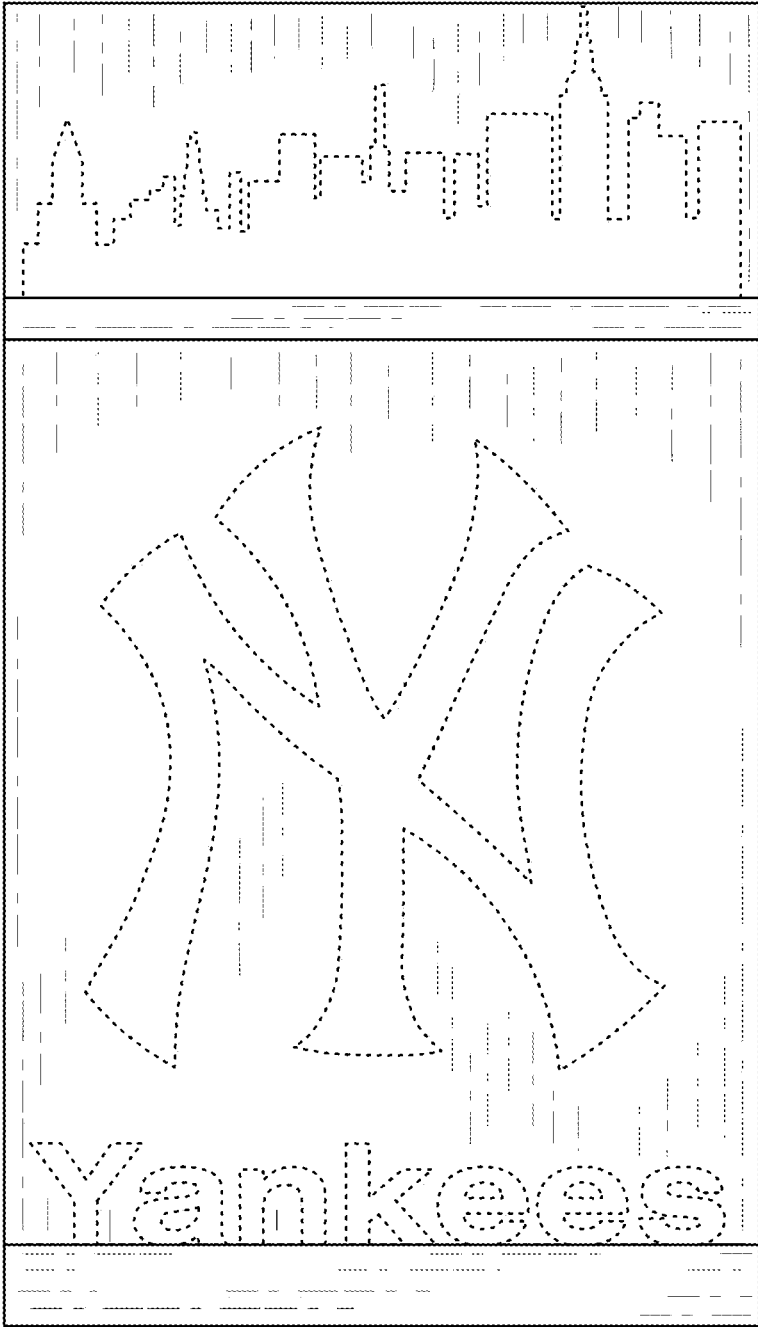


FIG. 2




FIG. 3

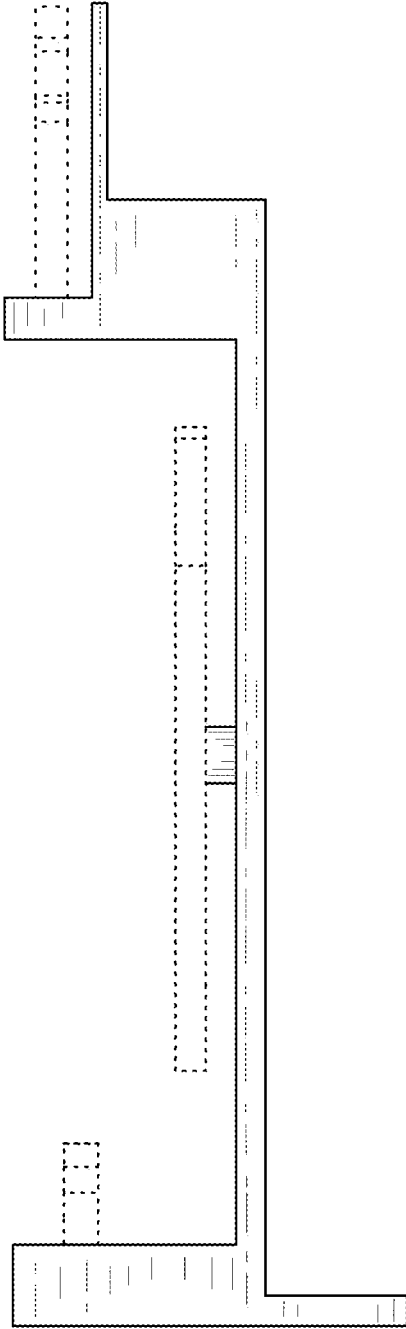


FIG. 4

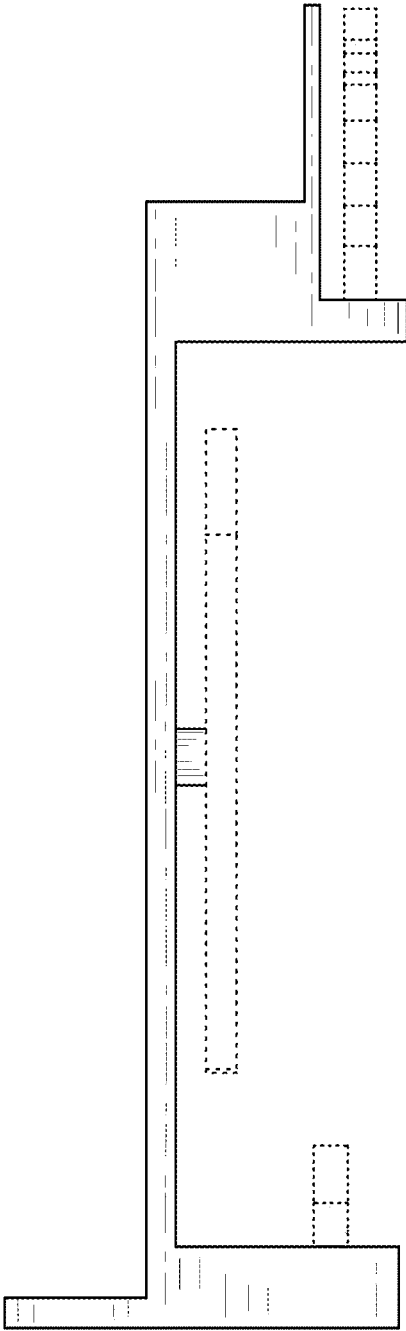


FIG. 5

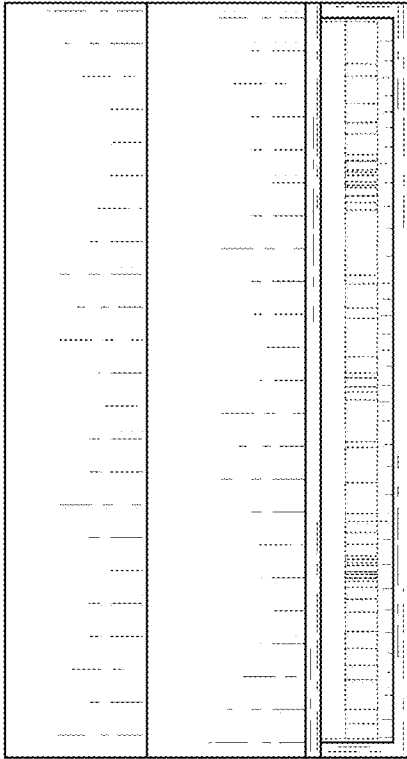


FIG. 6




FIG. 7